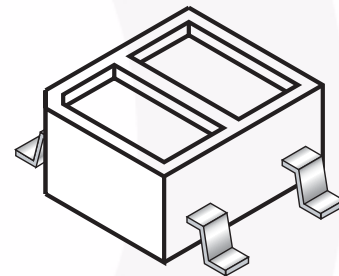
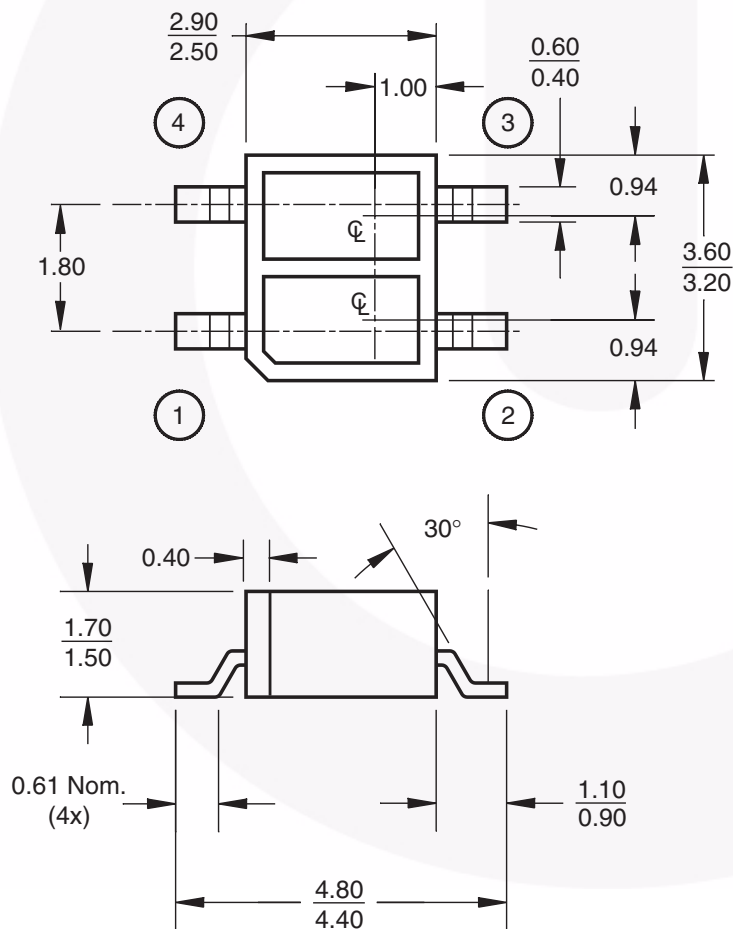


# QRE1113, QRE1113GR Minature Reflective Object Sensor

## Features

- Phototransistor output
- No contact surface sensing
- Miniature package
- Lead form style: Gull Wing
- Two leadform options: Through hole (QRE1113)  
SMT gullwing (QRE1113GR)
- Two packaging options: Tube (QRE1113)  
Tape and reel (QRE1113GR)

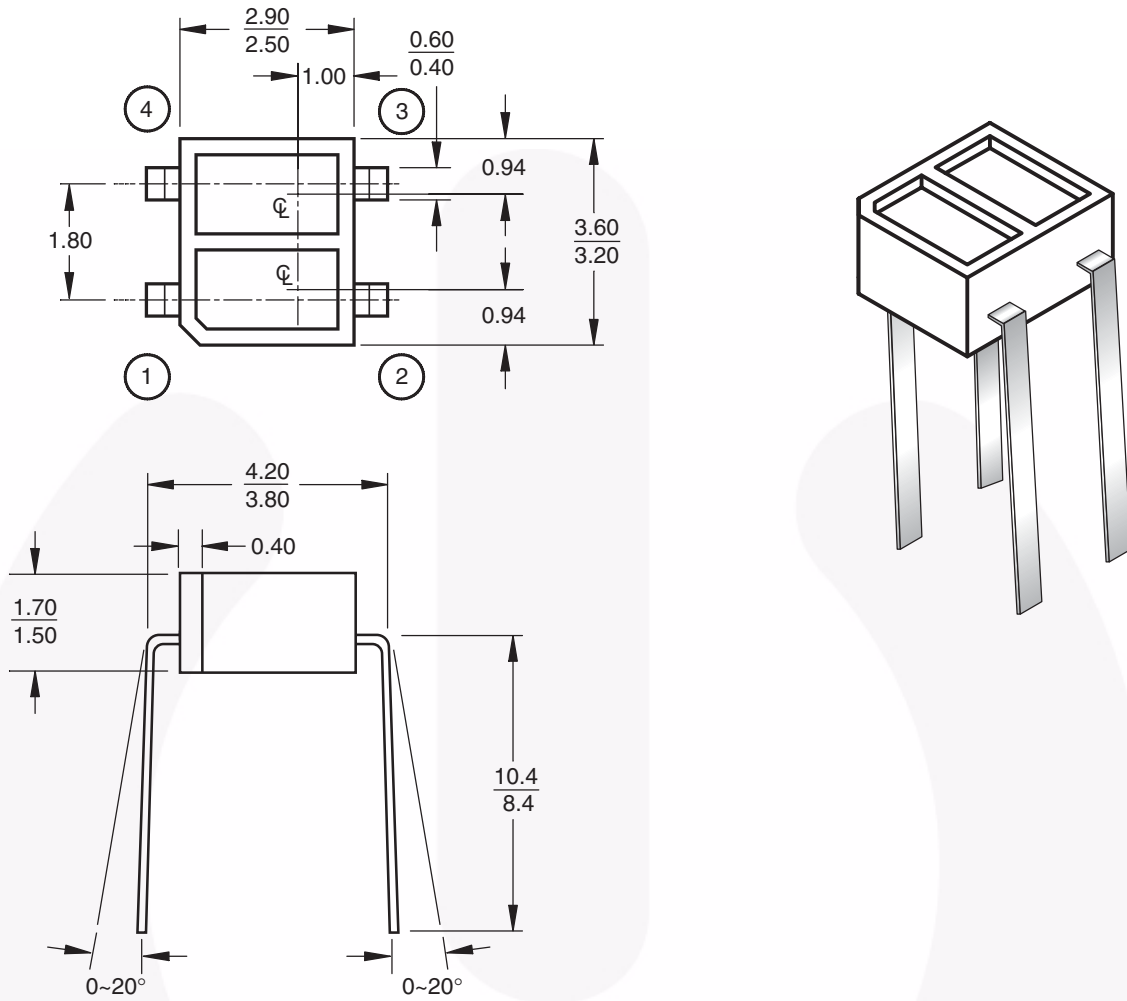
## QRE1113GR Package Dimensions



### Notes:

1. Dimensions for all drawings are in millimeters.
2. Tolerance of  $\pm 0.15$ mm on all non-nominal dimensions

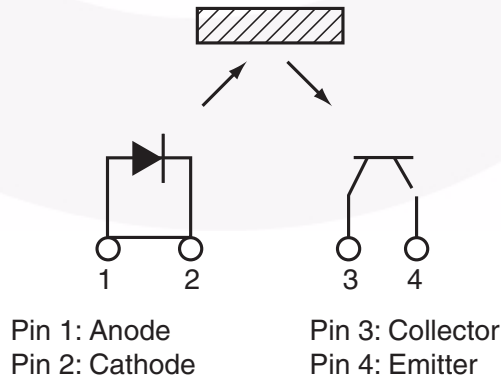
### QRE1113 Package Dimensions



**Notes:**

- 1. Dimensions for all drawings are in millimeters.
- 2. Tolerance of  $\pm 0.15\text{mm}$  on all non-nominal dimensions

### Schematic



**Absolute Maximum Ratings** ( $T_A = 25^\circ\text{C}$  unless otherwise specified)

Stresses exceeding the absolute maximum ratings may damage the device. The device may not function or be operable above the recommended operating conditions and stressing the parts to these levels is not recommended. In addition, extended exposure to stresses above the recommended operating conditions may affect device reliability. The absolute maximum ratings are stress ratings only.

Symbol	Parameter	Rating	Units
$T_{OPR}$	Operating Temperature	-40 to +85	$^\circ\text{C}$
$T_{STG}$	Storage Temperature	-40 to +90	$^\circ\text{C}$
$T_{SOL-I}$	Soldering Temperature (Iron) <sup>(2,3,4)</sup>	240 for 5 sec	$^\circ\text{C}$
$T_{SOL-F}$	Soldering Temperature (Flow) <sup>(2,3)</sup>	260 for 10 sec	$^\circ\text{C}$
<b>EMITTER</b>			
$I_F$	Continuous Forward Current	50	mA
$V_R$	Reverse Voltage	5	V
$I_{FP}$	Peak Forward Current <sup>(5)</sup>	1	A
$P_D$	Power Dissipation <sup>(1)</sup>	75	mW
<b>SENSOR</b>			
$V_{CEO}$	Collector-Emitter Voltage	30	V
$V_{ECO}$	Emitter-Collector Voltage	5	V
$I_C$	Collector Current	20	mA
$P_D$	Power Dissipation <sup>(1)</sup>	50	mW

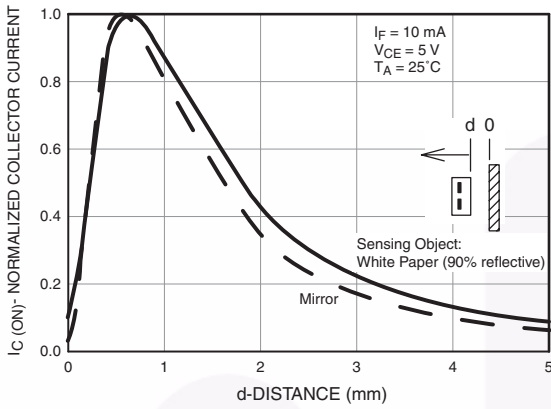
**Electrical/Optical Characteristics** ( $T_A = 25^\circ\text{C}$  unless otherwise specified)

Symbol	Parameter	Test Conditions	Min.	Typ.	Max.	Units
<b>INPUT DIODE</b>						
$V_F$	Forward Voltage	$I_F = 20\text{mA}$		1.2	1.6	V
$I_R$	Reverse Leakage Current	$V_R = 5\text{V}$			10	$\mu\text{A}$
$\lambda_{PE}$	Peak Emission Wavelength	$I_F = 20\text{mA}$		940		nm
<b>OUTPUT TRANSISTOR</b>						
$I_D$	Collector-Emitter Dark Current	$I_F = 0\text{mA}, V_{CE} = 20\text{V}$			100	nA
<b>COUPLED</b>						
$I_{C(ON)}$	On-State Collector Current	$I_F = 20\text{mA}, V_{CE} = 5\text{V}^{(6)}$	0.10	0.40		mA
$I_{CX}$	Cross-Talk Collector Current	$I_F = 20\text{mA}, V_{CE} = 5\text{V}^{(7)}$			1	$\mu\text{A}$
$V_{CE(SAT)}$	Saturation Voltage				0.3	V
$t_r$	Rise Time	$V_{CC} = 5\text{V}, I_{C(ON)} = 100\mu\text{A}, R_L = 1\text{k}\Omega$		20		$\mu\text{s}$
$t_f$	Fall Time			20		

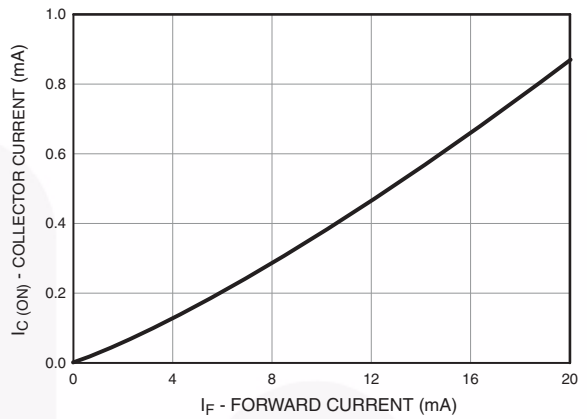
**Notes:**

- Derate power dissipation linearly 1.00mW/ $^\circ\text{C}$  above  $25^\circ\text{C}$ .
- RMA flux is recommended.
- Methanol or isopropyl alcohols are recommended as cleaning agents.
- Soldering iron 1/16" (1.6mm) from housing.
- Pulse conditions:  $t_p = 100\mu\text{s}; T = 10\text{ms}$ .
- Measured using an aluminum alloy mirror at  $d = 1\text{mm}$ .
- No reflective surface at close proximity.

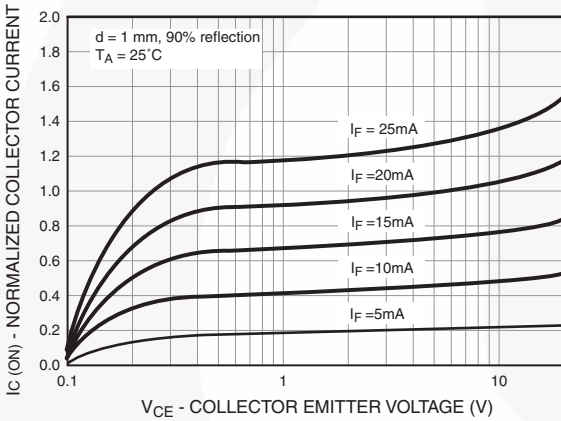
## Typical Performance Curves



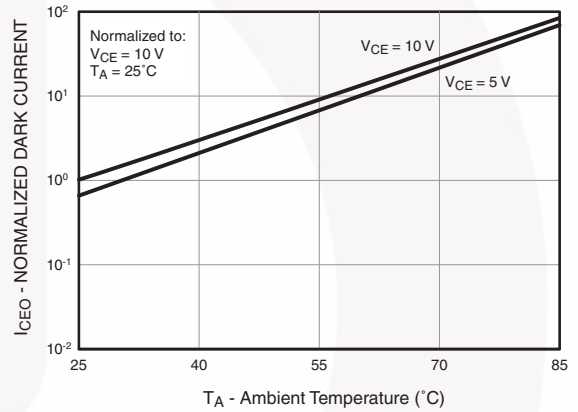
**Fig. 1 Normalized Collector Current vs. Distance between device and reflector**



**Fig. 2 Collector Current vs. Forward Current**



**Fig. 3 Normalized Collector Current vs. Collector to Emitter Voltage**



**Fig. 4 Collector Emitter Dark Current (Normalized) vs. Ambient Temperature**

Typical Performance Curves (Continued)

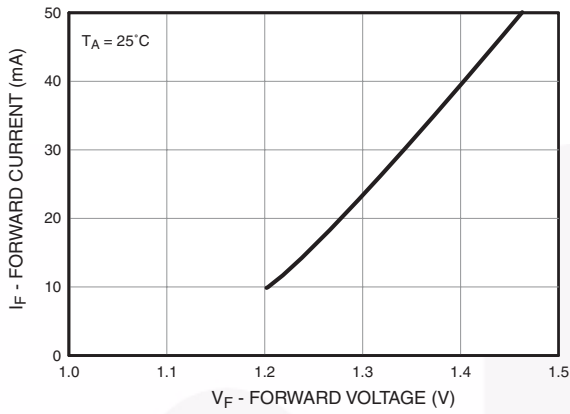


Fig. 6 Forward Current vs. Forward Voltage

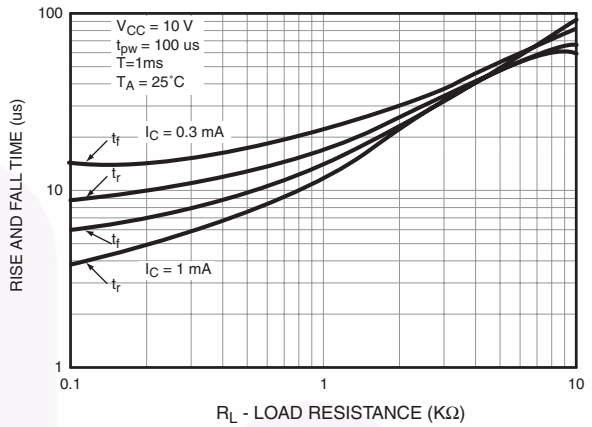


Fig. 7 Rise and Fall Time vs. Load Resistance

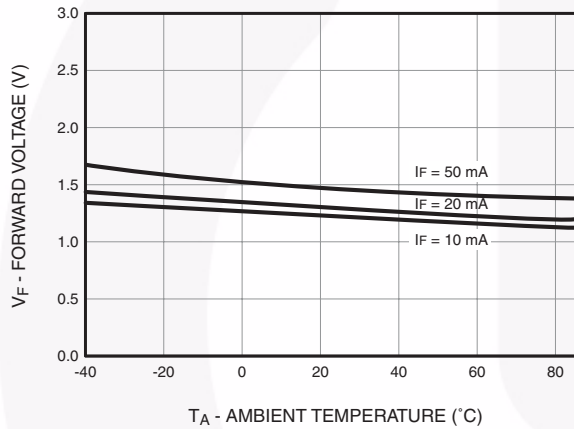


Fig. 8 Forward Voltage vs. Ambient Temperature

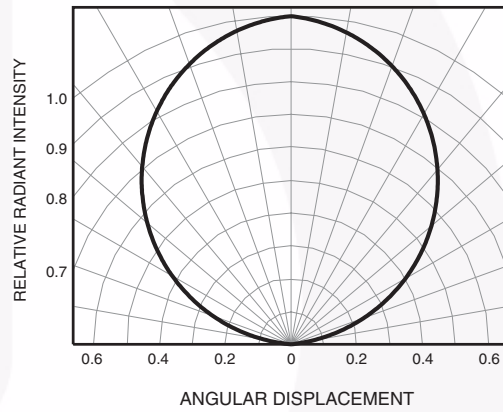
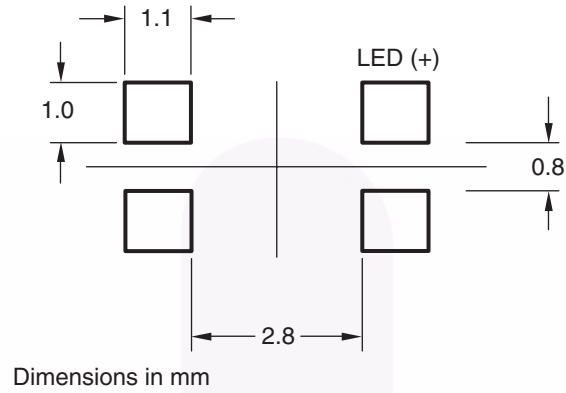
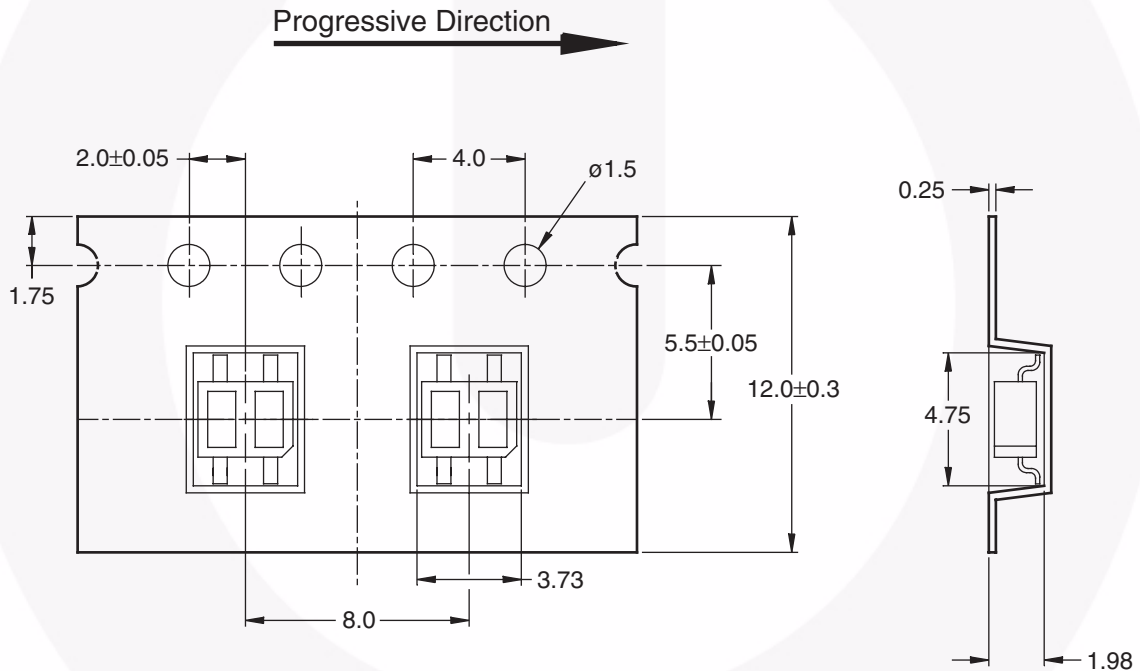


Fig. 8 Radiation Diagram

**Recommended Solder Screen Pattern for GR option (for reference only)**



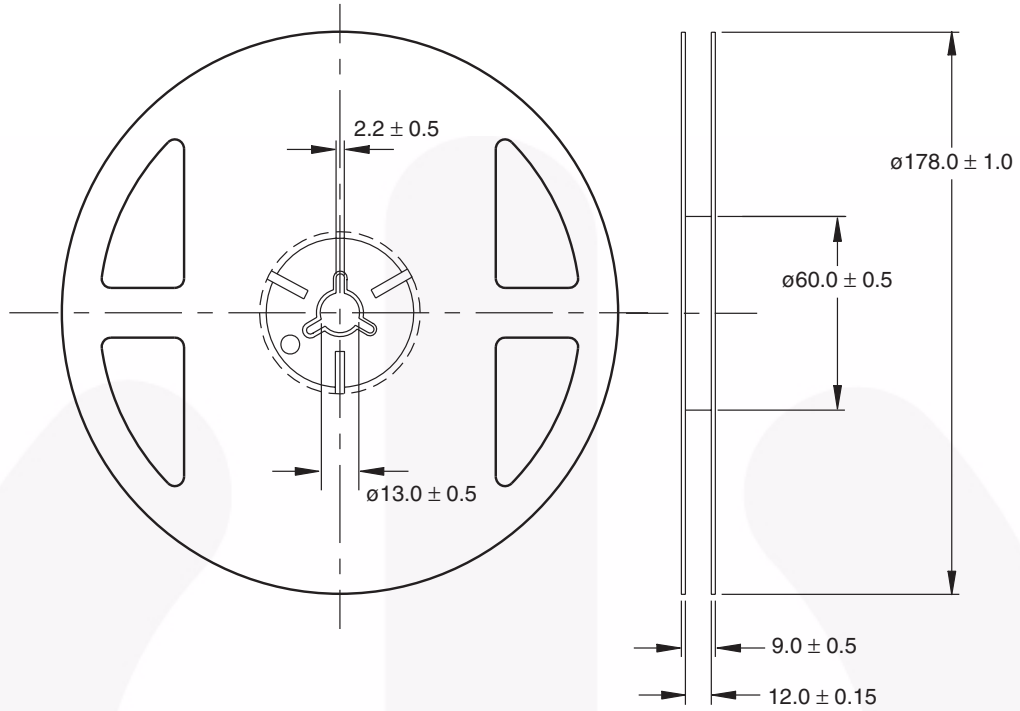
**Taping Dimensions for GR option**



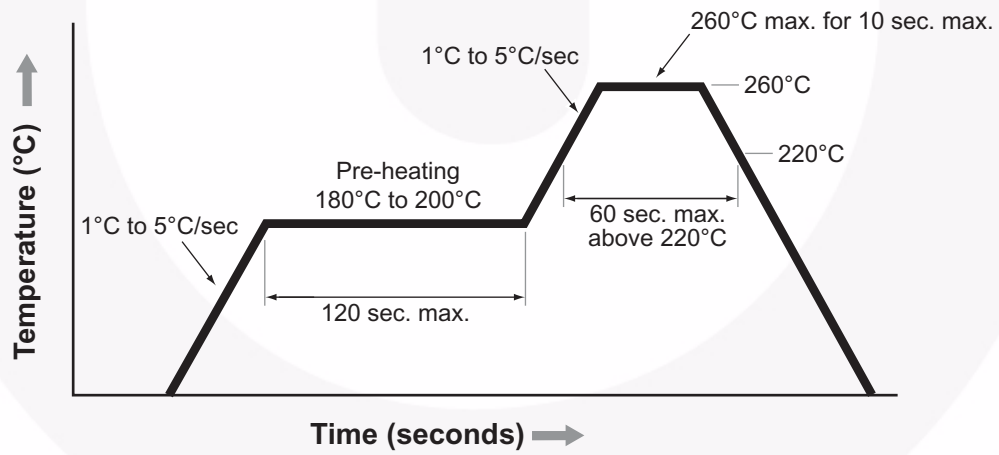
General tolerance  $\pm 0.1$   
Dimensions in mm



**Reel Dimensions**



**Reflow Profile**








**Note:** Reflow soldering should not be done more than twice.



**TRADEMARKS**

The following includes registered and unregistered trademarks and service marks, owned by Fairchild Semiconductor and/or its global subsidiaries, and is not intended to be an exhaustive list of all such trademarks.

- |  |  |   |  |
|--|--|---|--|
| AccuPower™   | FPS™   | Power-SPM™  | The Power Franchise®   |
| Auto-SPM™  | F-PFS™   | PowerTrench®  | The Right Technology for Your Success™   |
| AX-CAP™  | FRFET®   | PowerXS™  | <b>the power franchises</b>  |
| BitSiC®  | Global Power Resource™   | Programmable Active Droop™  | TinyBoost™   |
| Build it Now™  | Green FPST™  | QFET®   | TinyBuck™  |
| CorePLUSt™   | Green FPST™ e-Series™  | QS™   | TinyCalc™  |
| CorePOWER™   | Gmax™  | Quiet Series™   | TinyLogic®   |
| CROSSVOL™  | GTO™   | RapidConfigure™   | TINYOPTO™  |
| CTL™   | IntelliMAX™  |  ™               | TinyPower™   |
| Current Transfer Logic™  | ISOPLANAR™   | Saving our world, 1mW/W at a time™  | TinyPVM™   |
| DEUXPEED®  | MegaBuck™  | SignalWise™   | TinyWire™  |
| Dual Cool™   | MICROCOUPLER™  | SmartMax™   | TranSiC®   |
| EcoSPARK®  | MicroFET™  | SMART START™  | TriFault Detect™   |
| EfficientMax™  | MicroPak™  | SPM®  | TRUECURRENT®   |
| ESBC™  | MicroPak2™   | STEALTH™  | µSerDes™   |
|  Fairchild® | MillerDrive™   | SuperFET®   |  SerDes |
| Fairchild Semiconductor®   | MotionMax™   | SuperSOT™-3   | UHC®   |
| FACT Quiet Series™   | Motion-SPM™  | SuperSOT™-8   | Ultra FRFET™   |
| FACT®  | mWSaver™   | SupreMOS®   | UniFET™  |
| FAST®  | OptoHiT™   | SyncFET™  | VCX™   |
| FastvCore™   | OPTOLOGIC®   | Sync-Lock™  | VisualMax™   |
| FETBench™  | OPTOPLANAR®  |  SYSTEM GENERAL® | XST™   |
| FlashWriter®   |  PDP SPM™ |   |  |

\* Trademarks of System General Corporation, used under license by Fairchild Semiconductor.

**DISCLAIMER**

FAIRCHILD SEMICONDUCTOR RESERVES THE RIGHT TO MAKE CHANGES WITHOUT FURTHER NOTICE TO ANY PRODUCTS HEREIN TO IMPROVE RELIABILITY, FUNCTION, OR DESIGN. FAIRCHILD DOES NOT ASSUME ANY LIABILITY ARISING OUT OF THE APPLICATION OR USE OF ANY PRODUCT OR CIRCUIT DESCRIBED HEREIN; NEITHER DOES IT CONVEY ANY LICENSE UNDER ITS PATENT RIGHTS, NOR THE RIGHTS OF OTHERS. THESE SPECIFICATIONS DO NOT EXPAND THE TERMS OF FAIRCHILD'S WORLDWIDE TERMS AND CONDITIONS, SPECIFICALLY THE WARRANTY THEREIN, WHICH COVERS THESE PRODUCTS.

**LIFE SUPPORT POLICY**

FAIRCHILD'S PRODUCTS ARE NOT AUTHORIZED FOR USE AS CRITICAL COMPONENTS IN LIFE SUPPORT DEVICES OR SYSTEMS WITHOUT THE EXPRESS WRITTEN APPROVAL OF FAIRCHILD SEMICONDUCTOR CORPORATION.

As used herein:

1. Life support devices or systems are devices or systems which, (a) are intended for surgical implant into the body or (b) support or sustain life, and (c) whose failure to perform when properly used in accordance with instructions for use provided in the labeling, can be reasonably expected to result in a significant injury of the user.
2. A critical component in any component of a life support, device, or system whose failure to perform can be reasonably expected to cause the failure of the life support device or system, or to affect its safety or effectiveness.

**ANTI-COUNTERFEITING POLICY**

Fairchild Semiconductor Corporation's Anti-Counterfeiting Policy. Fairchild's Anti-Counterfeiting Policy is also stated on our external website, [www.fairchildsemi.com](http://www.fairchildsemi.com), under Sales Support.

Counterfeiting of semiconductor parts is a growing problem in the industry. All manufacturers of semiconductor products are experiencing counterfeiting of their parts. Customers who inadvertently purchase counterfeit parts experience many problems such as loss of brand reputation, substandard performance, failed applications, and increased cost of production and manufacturing delays. Fairchild is taking strong measures to protect ourselves and our customers from the proliferation of counterfeit parts. Fairchild strongly encourages customers to purchase Fairchild parts either directly from Fairchild or from Authorized Fairchild Distributors who are listed by country on our web page cited above. Products customers buy either from Fairchild directly or from Authorized Fairchild Distributors are genuine parts, have full traceability, meet Fairchild's quality standards for handling and storage and provide access to Fairchild's full range of up-to-date technical and product information. Fairchild and our Authorized Distributors will stand behind all warranties and will appropriately address any warranty issues that may arise. Fairchild will not provide any warranty coverage or other assistance for parts bought from Unauthorized Sources. Fairchild is committed to combat this global problem and encourage our customers to do their part in stopping this practice by buying direct or from authorized distributors.

**PRODUCT STATUS DEFINITIONS**

**Definition of Terms**

Datasheet Identification	Product Status	Definition
Advance Information	Formative / In Design	Datasheet contains the design specifications for product development. Specifications may change in any manner without notice.
Preliminary	First Production	Datasheet contains preliminary data, supplementary data will be published at a later date. Fairchild Semiconductor reserves the right to make changes at any time without notice to improve design.
No Identification Needed	Full Production	Datasheet contains final specifications. Fairchild Semiconductor reserves the right to make changes at any time without notice to improve the design.
Obsolete	Not In Production	Datasheet contains specifications on a product that is discontinued by Fairchild Semiconductor. The datasheet is for reference information only.

Rev. I54



Компания «Океан Электроники» предлагает заключение долгосрочных отношений при поставках импортных электронных компонентов на взаимовыгодных условиях!

Наши преимущества:

- Поставка оригинальных импортных электронных компонентов напрямую с производств Америки, Европы и Азии, а так же с крупнейших складов мира;
- Широкая линейка поставок активных и пассивных импортных электронных компонентов (более 30 млн. наименований);
- Поставка сложных, дефицитных, либо снятых с производства позиций;
- Оперативные сроки поставки под заказ (от 5 рабочих дней);
- Экспресс доставка в любую точку России;
- Помощь Конструкторского Отдела и консультации квалифицированных инженеров;
- Техническая поддержка проекта, помощь в подборе аналогов, поставка прототипов;
- Поставка электронных компонентов под контролем ВП;
- Система менеджмента качества сертифицирована по Международному стандарту ISO 9001;
- При необходимости вся продукция военного и аэрокосмического назначения проходит испытания и сертификацию в лаборатории (по согласованию с заказчиком);
- Поставка специализированных компонентов военного и аэрокосмического уровня качества (Xilinx, Altera, Analog Devices, Intersil, Interpoint, Microsemi, Actel, Aeroflex, Peregrine, VPT, Syfer, Eurofarad, Texas Instruments, MS Kennedy, Miteq, Cobham, E2V, MA-COM, Hittite, Mini-Circuits, General Dynamics и др.);

Компания «Океан Электроники» является официальным дистрибьютором и эксклюзивным представителем в России одного из крупнейших производителей разъемов военного и аэрокосмического назначения «JONHON», а так же официальным дистрибьютором и эксклюзивным представителем в России производителя высокотехнологичных и надежных решений для передачи СВЧ сигналов «FORSTAR».



## JONHON

«JONHON» (основан в 1970 г.)

Разъемы специального, военного и аэрокосмического назначения:

(Применяются в военной, авиационной, аэрокосмической, морской, железнодорожной, горно- и нефтедобывающей отраслях промышленности)

«FORSTAR» (основан в 1998 г.)

ВЧ соединители, коаксиальные кабели, кабельные сборки и микроволновые компоненты:

(Применяются в телекоммуникациях гражданского и специального назначения, в средствах связи, РЛС, а так же военной, авиационной и аэрокосмической отраслях промышленности).



Телефон: 8 (812) 309-75-97 (многоканальный)

Факс: 8 (812) 320-03-32

Электронная почта: [ocean@oceanchips.ru](mailto:ocean@oceanchips.ru)

Web: <http://oceanchips.ru/>

Адрес: 198099, г. Санкт-Петербург, ул. Калинина, д. 2, корп. 4, лит. А