

Adjustable Ribwound Resistor



FEATURES

- Resistance wire is spotwelded to the terminal bands and then “locked” onto the core with a vitreous enamel or silicone coating
- Hardware can be supplied mounted, as loose assemblies, or as individual parts. Enclosures can also be produced.
- Available as fixed and adjustable resistors (for fixed Ribwound Resistor see www.vishay.com/doc?31807)
- Wirewound
- Material categorization: For definitions of compliance please see www.vishay.com/doc?99912

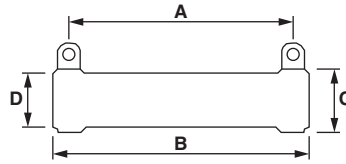

RoHS
COMPLIANT

STANDARD ELECTRICAL SPECIFICATIONS

| GLOBAL MODEL | HISTORICAL MODEL | POWER RATING W | RESISTANCE RANGE Ω | TOLERANCE ⁽⁴⁾ % |
|----------------------------|---------------------|-------------------|------------------------------|-------------------------------|
| RBEA0090 ⁽¹⁾ | 9-64- Ω RA | 90 | 0.014 to 25.3 | 10 |
| RBEA0100 ⁽¹⁾ | 12-56- Ω RA | 100 | 0.011 to 20.7 | 10 |
| RBEA0110 ⁽¹⁾ | 12-64- Ω RA | 110 | 0.014 to 26.8 | 10 |
| RBEA0120 ⁽¹⁾ | 12-72- Ω RA | 120 | 0.017 to 32.9 | 10 |
| RBEA0135 ⁽¹⁾ | 12-80- Ω RA | 135 | 0.020 to 39 | 10 |
| RBEA0150 ⁽¹⁾ | 18-64- Ω RA | 150 | 0.018 to 39 | 10 |
| RBEA0160 ⁽¹⁾ | 12-96- Ω RA | 160 | 0.027 to 51.3 | 10 |
| RBEA0175 ⁽¹⁾ | 18-72- Ω RA | 175 | 0.022 to 48.1 | 10 |
| RBEA0180 ⁽¹⁾ | 12-104- Ω RA | 180 | 0.030 to 57.4 | 10 |
| RBEA0220 ⁽¹⁾ | 18-96- Ω RA | 220 | 0.035 to 75 | 10 |
| RBEA0225 ⁽¹⁾ | 18-98- Ω RA | 225 | 0.036 to 77.2 | 10 |
| RBEA0240 ⁽¹⁾ | 18-104- Ω RA | 240 | 0.039 to 83.9 | 10 |
| RBEA0300 ⁽¹⁾⁽³⁾ | 18-136- Ω RA | 300 | 0.055 to 120 | 10 |
| RBEA0375 ⁽¹⁾ | 18-168- Ω RA | 375 | 0.072 to 156 | 10 |
| RBEA0400 ⁽¹⁾ | 26-136- Ω RA | 400 | 0.062 to 149 | 10 |
| RBEA0420 ⁽¹⁾ | 18-188- Ω RA | 420 | 0.082 to 178 | 10 |
| RBEA0500 ⁽¹⁾⁽³⁾ | 26-168- Ω RA | 500 | 0.083 to 200 | 10 |
| RBEA0550 ⁽¹⁾ | 26-188- Ω RA | 550 | 0.097 to 232 | 10 |
| RBSA0750 ⁽²⁾ | 40-192- Ω RA | 750 | 0.130 to 158 | 10 |
| RBSA1000 ⁽²⁾⁽³⁾ | 40-240- Ω RA | 1000 | 0.176 to 209 | 10 |
| RBSA1500 ⁽²⁾⁽³⁾ | 40-320- Ω RA | 1500 | 0.248 to 294 | 10 |
| RBSA2000 ⁽²⁾ | 52-320- Ω RA | 2000 | 0.300 to 380 | 10 |

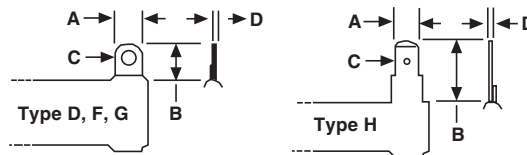
Notes

- Ratings are based on a temperature rise of 375 °C above an ambient of 40 °C.
- Operating temperature range - 55 °C to 415 °C.
- ⁽¹⁾ RBEA0090 to RBEA0550 vitreous enamel coating is standard, silicone coating is available.
- ⁽²⁾ RBSA0750 to RBSA2000 silicone coating is standard.
- ⁽³⁾ Stock wattage, see Ribwound Stock Ribs (www.vishay.com/doc?31808)
- ⁽⁴⁾ Closer tolerances available upon request.

DIMENSIONS in inches (millimeters)


- For Terminal Data and Mounting Hardware, see www.vishay.com/doc?31811
- For Enclosures and Frames, see www.vishay.com/doc?31810

| GLOBAL MODEL | CORE DIMENSIONS (REF.) | | | A DISTANCE BETWEEN TERMINAL (REF.) | TERMINAL STYLE |
|--------------|------------------------|---------------------|---------------------|--|-------------------|
| | B LENGTH | C OUTER DIAMETER | D INNER DIAMETER | | |
| RBEA0090 | 4 (101.6) | 0.5625 (14.2875) | 0.3125 (7.9375) | 3.50 (88.9) | D |
| RBEA0100 | 3.5 (88.9) | 0.75 (19.05) | 0.5 (12.7) | 2.63 (66.675) | F |
| RBEA0110 | 4 (101.6) | 0.75 (19.05) | 0.5 (12.7) | 3.13 (79.375) | F |
| RBEA0120 | 4.5 (114.3) | 0.75 (19.05) | 0.5 (12.7) | 3.63 (92.075) | F |
| RBEA0135 | 5 (127) | 0.75 (19.05) | 0.5 (12.7) | 4.13 (104.775) | F |
| RBEA0150 | 4 (101.6) | 1.125 (28.575) | 0.75 (19.05) | 3.13 (79.375) | F |
| RBEA0160 | 6 (152.4) | 0.75 (19.05) | 0.5 (12.7) | 5.13 (130.175) | F |
| RBEA0175 | 4.5 (114.3) | 1.125 (28.575) | 0.75 (19.05) | 3.63 (92.075) | F |
| RBEA0180 | 6.5 (165.1) | 0.75 (19.05) | 0.5 (12.7) | 5.63 (142.875) | F |
| RBEA0220 | 6 (152.4) | 1.125 (28.575) | 0.75 (19.05) | 5.13 (130.175) | F |
| RBEA0225 | 6.125 (155.575) | 1.125 (28.575) | 0.75 (19.05) | 5.25 (133.35) | F |
| RBEA0240 | 6.5 (165.1) | 1.125 (28.575) | 0.75 (19.05) | 5.63 (142.875) | F |
| RBEA0300 | 8.5 (215.9) | 1.125 (28.575) | 0.75 (19.05) | 7.63 (193.675) | F |
| RBEA0375 | 10.5 (266.7) | 1.125 (28.575) | 0.75 (19.05) | 9.63 (244.475) | F |
| RBEA0400 | 8.5 (215.9) | 1.625 (41.275) | 1.125 (28.575) | 7.63 (193.675) | G |
| RBEA0420 | 11.75 (298.45) | 1.125 (28.575) | 0.75 (19.05) | 10.88 (276.225) | F |
| RBEA0500 | 10.5 (266.7) | 1.625 (41.275) | 1.125 (28.575) | 9.00 (228.6) | G |
| RBEA0550 | 11.75 (298.45) | 1.625 (41.275) | 1.125 (28.575) | 10.25 (260.35) | G |
| RBSA0750 | 12 (304.8) | 2.5 (63.5) | 1.75 (44.45) | 10.50 (266.7) | G |
| RBSA1000 | 15 (381) | 2.5 (63.5) | 1.75 (44.45) | 13.50 (342.9) | G |
| RBSA1500 | 20 (508) | 2.5 (63.5) | 1.75 (44.45) | 18.50 (469.9) | G |
| RBSA2000 | 20 (508) | 3.25 (82.55) | 1.75 (44.45) | 18.50 (469.9) | G |

TERMINAL STYLE in inches (millimeters)


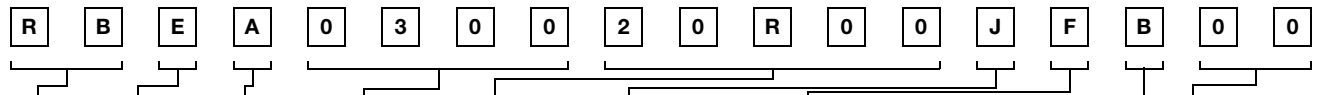
| DIMENSIONS | D (1/4" LUG) | F (5/16" LUG) | G (1/2" LUG) | H (1/4" SQC) |
|---------------|--------------|----------------|------------------|----------------|
| Width (A) | 0.25 (6.35) | 0.375 (9.525) | 0.5 (12.7) | 0.25 (6.35) |
| Height (B) | 0.5 (12.7) | 0.625 (15.875) | 0.9375 (23.8125) | 0.625 (15.875) |
| Dia. (C) | 0.17 (4.318) | 0.2 (5.08) | 0.26 (6.604) | 0.065 (1.651) |
| Thickness (D) | 0.02 (0.508) | 0.035 (0.889) | 0.046 (1.1684) | 0.032 (0.8128) |



| MATERIAL SPECIFICATIONS | |
|-------------------------|--|
| Element | Copper-nickel, nickel-chrome, iron-chrome-aluminum |
| Core | Cordierite, steatite |
| Coating | Special high temperature silicone or vitreous enamel |
| Standard terminals | Nickel-iron |
| Part marking | Value, date code, MRC |

GLOBAL PART NUMBER INFORMATION

Global Part Numbering example: RBEA030020R00JFB00 (RBEA0300 20 5 % 3/8L B)



| MODEL (2 digits) | COATING (1 digit) | TYPE (1 digit) | SIZE (4 digits) | VALUE (5 digits) | TOLERANCE (1 digit) | TERMINAL (1 digit) | PACKAGING (1 digit) | SPECIAL (2 digits) |
|---------------------|--|-----------------------|---|--|--|---|---|--|
| RB | E = Enamel S = Silicone | A = Adjustable | 0300 = 300 W 2000 = 2000 W | R = Decimal K = Thousand R1500 = 0.15 Ω 1K500 = 1.5 kΩ Check datasheet for available value range | D = ± 0.5 % F = ± 1.0 % G = ± 2.0 % H = ± 3.0 % J = ± 5.0 % K = ± 10 % M = ± 20 % | D = 1/4" lug E = 5/16" lug F = 3/8" lug G = 1/2" lug H = 1/4" single quick-connect J = 1/4" double quick-connect K = 1/4" lug with steel hardware (ES-707F) L = 5/16" lug with steel hardware (ES-707F) M = 3/8" lug with steel hardware (ES-707F) N = 3/8" lug with brass hardware (ES-707b) O = 1/2" lug with steel hardware (ES-707F) P = 1/2" lug with brass hardware (ES-707b) Q = 1/4" lug with steel hardware (ES-708F) R = 5/16" lug with steel hardware (ES-708F) S = 3/8" lug with steel hardware (ES-708F) T = 3/8" lug with brass hardware (ES-708b) U = 1/2" lug with steel hardware (ES-708F) V = 1/2" lug with brass hardware (ES-708b) W = Ferrule | B = Bulk See packaging codes for additional options | 00 = Standard 01 = Standard with customer part no. stamp NI = Non-inductive CT = Center tap SW = Surge winding LT = Low temperature coefficient alloy EC = End caps CP = Push in clips (bulk) CA = Push in clips (assembled) VT = Vertical mount VS = VT with customer part no. stamp ES = End slot side slot bracket 1A = 1 high bracket zinc plated steel 1S = 1A with customer part no. stamp 1B = 1 high bracket stainless steel (300 W only) 1C = Live bracket 2A = 2 high bracket zinc plated steel 2B = 2 high bracket stainless steel (300 W only) 3A = 3 high bracket zinc plated steel 3B = 3 high bracket stainless steel (300 W only) 4A = 4 high bracket zinc plated steel 4B = 4 high bracket stainless steel (300 W only) Note 2A, 2B, 3A, 3B, 4A, and 4B assemblies: include identical resistors only wiring to be supplied by customer reference CS series for further customization Note 3A, 3B, 4A, and 4B limitations: brackets fit 40 W to 550 W RB resistors |



Disclaimer

ALL PRODUCT, PRODUCT SPECIFICATIONS AND DATA ARE SUBJECT TO CHANGE WITHOUT NOTICE TO IMPROVE RELIABILITY, FUNCTION OR DESIGN OR OTHERWISE.

Vishay Intertechnology, Inc., its affiliates, agents, and employees, and all persons acting on its or their behalf (collectively, "Vishay"), disclaim any and all liability for any errors, inaccuracies or incompleteness contained in any datasheet or in any other disclosure relating to any product.

Vishay makes no warranty, representation or guarantee regarding the suitability of the products for any particular purpose or the continuing production of any product. To the maximum extent permitted by applicable law, Vishay disclaims (i) any and all liability arising out of the application or use of any product, (ii) any and all liability, including without limitation special, consequential or incidental damages, and (iii) any and all implied warranties, including warranties of fitness for particular purpose, non-infringement and merchantability.

Statements regarding the suitability of products for certain types of applications are based on Vishay's knowledge of typical requirements that are often placed on Vishay products in generic applications. Such statements are not binding statements about the suitability of products for a particular application. It is the customer's responsibility to validate that a particular product with the properties described in the product specification is suitable for use in a particular application. Parameters provided in datasheets and/or specifications may vary in different applications and performance may vary over time. All operating parameters, including typical parameters, must be validated for each customer application by the customer's technical experts. Product specifications do not expand or otherwise modify Vishay's terms and conditions of purchase, including but not limited to the warranty expressed therein.

Except as expressly indicated in writing, Vishay products are not designed for use in medical, life-saving, or life-sustaining applications or for any other application in which the failure of the Vishay product could result in personal injury or death. Customers using or selling Vishay products not expressly indicated for use in such applications do so at their own risk. Please contact authorized Vishay personnel to obtain written terms and conditions regarding products designed for such applications.

No license, express or implied, by estoppel or otherwise, to any intellectual property rights is granted by this document or by any conduct of Vishay. Product names and markings noted herein may be trademarks of their respective owners.

Material Category Policy

Vishay Intertechnology, Inc. hereby certifies that all its products that are identified as RoHS-Compliant fulfill the definitions and restrictions defined under Directive 2011/65/EU of The European Parliament and of the Council of June 8, 2011 on the restriction of the use of certain hazardous substances in electrical and electronic equipment (EEE) - recast, unless otherwise specified as non-compliant.

Please note that some Vishay documentation may still make reference to RoHS Directive 2002/95/EC. We confirm that all the products identified as being compliant to Directive 2002/95/EC conform to Directive 2011/65/EU.

Vishay Intertechnology, Inc. hereby certifies that all its products that are identified as Halogen-Free follow Halogen-Free requirements as per JEDEC JS709A standards. Please note that some Vishay documentation may still make reference to the IEC 61249-2-21 definition. We confirm that all the products identified as being compliant to IEC 61249-2-21 conform to JEDEC JS709A standards.

Компания «Океан Электроники» предлагает заключение долгосрочных отношений при поставках импортных электронных компонентов на взаимовыгодных условиях!

Наши преимущества:

- Поставка оригинальных импортных электронных компонентов напрямую с производств Америки, Европы и Азии, а так же с крупнейших складов мира;
- Широкая линейка поставок активных и пассивных импортных электронных компонентов (более 30 млн. наименований);
- Поставка сложных, дефицитных, либо снятых с производства позиций;
- Оперативные сроки поставки под заказ (от 5 рабочих дней);
- Экспресс доставка в любую точку России;
- Помощь Конструкторского Отдела и консультации квалифицированных инженеров;
- Техническая поддержка проекта, помощь в подборе аналогов, поставка прототипов;
- Поставка электронных компонентов под контролем ВП;
- Система менеджмента качества сертифицирована по Международному стандарту ISO 9001;
- При необходимости вся продукция военного и аэрокосмического назначения проходит испытания и сертификацию в лаборатории (по согласованию с заказчиком);
- Поставка специализированных компонентов военного и аэрокосмического уровня качества (Xilinx, Altera, Analog Devices, Intersil, Interpoint, Microsemi, Actel, Aeroflex, Peregrine, VPT, Syfer, Eurofarad, Texas Instruments, MS Kennedy, Miteq, Cobham, E2V, MA-COM, Hittite, Mini-Circuits, General Dynamics и др.);

Компания «Океан Электроники» является официальным дистрибьютором и эксклюзивным представителем в России одного из крупнейших производителей разъемов военного и аэрокосмического назначения «JONHON», а так же официальным дистрибьютором и эксклюзивным представителем в России производителя высокотехнологичных и надежных решений для передачи СВЧ сигналов «FORSTAR».



JONHON

«JONHON» (основан в 1970 г.)

Разъемы специального, военного и аэрокосмического назначения:

(Применяются в военной, авиационной, аэрокосмической, морской, железнодорожной, горно- и нефтедобывающей отраслях промышленности)

«FORSTAR» (основан в 1998 г.)

ВЧ соединители, коаксиальные кабели,
кабельные сборки и микроволновые компоненты:

(Применяются в телекоммуникациях гражданского и специального назначения, в средствах связи, РЛС, а так же военной, авиационной и аэрокосмической отраслях промышленности).



Телефон: 8 (812) 309-75-97 (многоканальный)

Факс: 8 (812) 320-03-32

Электронная почта: ocean@oceanchips.ru

Web: <http://oceanchips.ru/>

Адрес: 198099, г. Санкт-Петербург, ул. Калинина, д. 2, корп. 4, лит. А