

VisualDSP++ Development and Debugging Environment

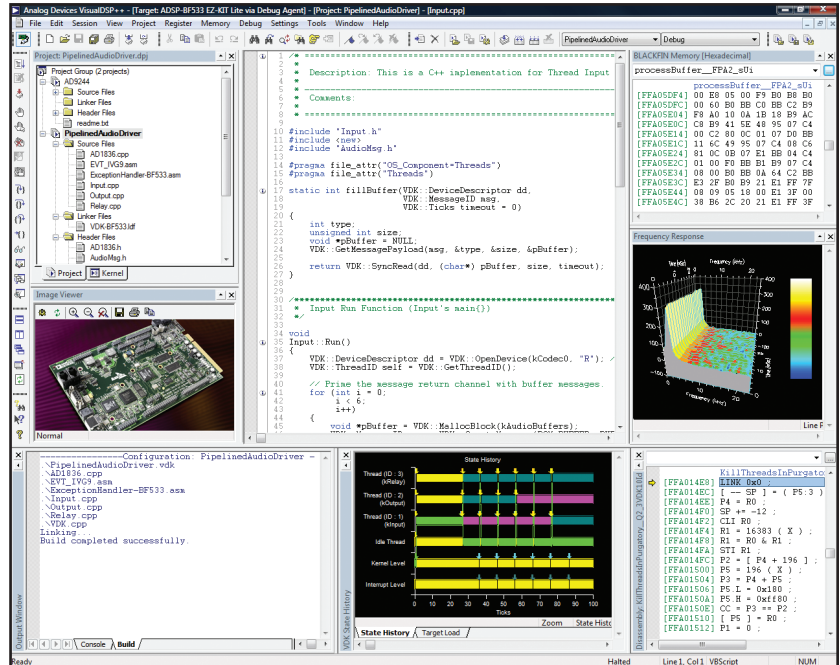
Features

Integrated Development and Debugging Environment

- Multiple project management
- Profiling and tracing of instruction execution
- Automation API and automation aware scripting engine
- Multiple processor (MP) support
- Background telemetry channel (BTC) support with data streaming capability
- Statistical profiling
- Graphical plotting capabilities
- Cache visualization
- Execution pipeline viewer
- Compiled simulation

Efficient Application Code Generation

- Native C/C++ compiler and enhanced assembler
- Profile-guided optimization (PGO)
- Expert linker with profiling capability
- Integrated source code control
- TCP/IP and USB support for Blackfin Processors
- Processor configuration/start-up code wizard for Blackfin Processors
- VisualDSP++ kernel (VDK) with multiprocessor messaging capability
- System services and device driver support for Blackfin Processors
- File system support for Blackfin Processors



Overview

VisualDSP++[®] 5.0 is a state-of-the-art software development environment targeting the Analog Devices embedded processor portfolio. With the embedded software engineer and signal processing-intensive applications specifically in mind, VisualDSP++, coupled with Analog Devices in-circuit emulator (ICE) and EZ-KIT Lite[®] evaluation products, provides best-in-class capabilities for developing demanding real-time applications.

Platforms and Processor Support

VisualDSP++ supports Analog Devices' Blackfin[®] Processors, SHARC[®] Processors, and TigerSHARC[®] Processors. Windows XP[®], Windows 2000[®], and Windows Vista[®] are supported.

Develop High Performance Applications Quickly

At the heart of VisualDSP++ is a robust and powerful C/C++ compiler. The compiler consistently delivers industry-leading performance on standard benchmarks, ensuring that all but the most performance-demanding applications can be written entirely in the C language, accelerating development time while maintaining a portable code base. The compiler is backed by a rich library of signal-processing routines, allowing easy access to hand-coded, optimized implementations of FFTs, FIRs, etc. The Blackfin and SHARC compilers support MISRA-C:2004 for safety-critical embedded systems (www.misra-c.com).

The ANSI-C compiler is also augmented with popular language extensions and enhancements to make it more amiable to existing code bases. Examples include GNU GCC extensions, ETSI fractional libraries, and multiple heap support.



A compiler's overriding mission is to produce correct code, so there are occasions when the compiler must take a conservative approach to a code sequence when a more aggressive approach could have been taken if certain constraints could be guaranteed by the programmer. The VisualDSP++ compiler supports a broad range of pragma that allow the programmer to better exploit the compiler while maintaining C language neutrality. Just as important, the compiler has the ability to feed back advisory information to the programmer, offering further improvements to a code sequence should the programmer be able to make certain guarantees about it. This information is displayed seamlessly in the VisualDSP++ main editor window. This "lifts the veil" off the "black box" that compilers are often, and accurately, accused of being.

Backing the compiler is a powerful assembler and linker technology. Analog Devices' processors are noted for their intuitive algebraic assembly language syntax, and the VisualDSP++ assembler extends that ease of use with the ability to import C header files, allowing for symbolic references into arbitrarily complex C data structures. Binary data can be "included" directly into assembly source files, creating an easy way to add blocks of static data (such as audio samples and bitmaps) to an application. The VisualDSP++ linker is fully multicore and multiprocessor (MP) aware, allowing for the creation of cross-linked, multiexecutable applications in a single pass. Other powerful capabilities of the linker include dead code and data elimination, code and data overlays, section spilling (i.e., automatic overflow from internal to external memory), and automatic short-to-long call expansion.

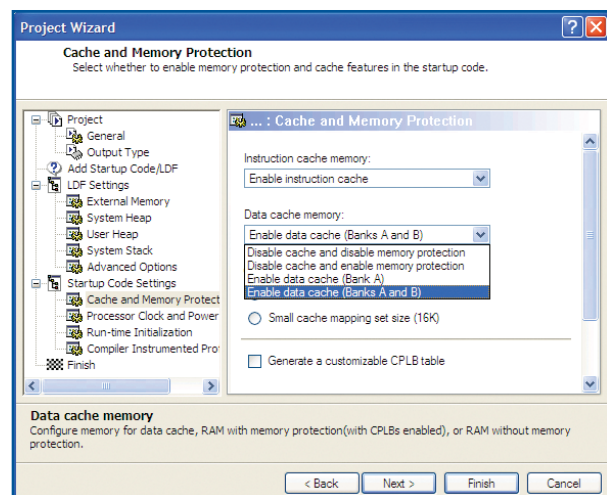
Leverage Proven Application Infrastructure

VisualDSP++ goes beyond robust code generation tools, providing considerable application infrastructure and middleware out of the box to speed application development. The VisualDSP++ kernel (VDK) is a robust, royalty-free, real-time operating system (RTOS) kernel. It provides essential kernel features in a minimal footprint. Features include a fully preemptive scheduler (time slicing and cooperative scheduling are also supported), thread creation, semaphores, interrupt management, inter-thread messaging, events, and memory management (memory pools and multiple heaps). In MP environments, MP messaging is also provided. Configuration of these elements is done graphically with code wizards to speed the creation of new threads and interrupt handlers. VDK has been available for multiple releases of VisualDSP++ and is now a key component of products shipping from a number of high volume vendors. Several commercial RTOSs are also available from select Analog Devices third parties.

Blackfin Processors can take advantage of the system service library (SSL), which provides consistent, easy C language access to Blackfin features such as the interrupt manager, direct memory access (DMA), and power management units. Clock frequency and voltage can be changed easily at run time through a set of simple APIs. Interrupt handling can be live, fired at the time of the event, or deferred to a later time of the application's choosing. A device manager integrates device drivers for on- and off-chip peripherals. VisualDSP++ includes ever expanding device driver support for all on-chip peripherals and off-chip devices found on Analog Devices EZ-KIT Lite and EZ-Extender® products. The SSL is OS-neutral and can be run as a standalone or in conjunction with an RTOS.

Built upon the system service library, the file system service (FSS) provides a portable and extensible means of accessing mass storage media from the Blackfin Processor. Support for the ADSP-BF548 EZ-KIT Lite development board is provided with VisualDSP++ 5.0 for FAT file systems on the attached hard disk drive, supplied SD card, and USB flash.

As embedded applications become increasingly part of the connected world, the ability to rapidly add reliable Ethernet or USB connectivity to an application can often make or break a development schedule. For Blackfin Processors, VisualDSP++ includes a tuned port of the open source LwIP TCP/IP stack. An example application showcasing an embedded Web server is among the highlights of this support. For Blackfin Processors and SHARC Processors, USB 2.0 device connectivity is provided. Bulk and asynchronous transfer modes are supported out of the box, with USB-IF logo certified embedded and host applications provided with full source code.



Source code generation.

Wrapping all of these powerful tools and libraries together is the VisualDSP++ state-of-the-art integrated development and debugging environment (IDDE). The IDDE includes full-featured editing and project management tools with incremental builds, multiple build configurations ("Debug" and "Release," for example), syntax-coloring editor, and many other code editing features. Makefiles can be imported and exported freely. For Blackfin Processors, many application attributes can be configured graphically, enabling point-and-click access to SDRAM setup, stack and heap placement, power management, clock speed, cache setup, and more.

Debug and Tune Your Application with Ease

The ability to develop a high performance application is often gated by the visibility into your running system that your debugger provides. VisualDSP++ excels in this regard, with best-in-class debugging and inspection support. Robust fundamental C language source debugging (source-level stepping and breakpoints, stack unwinds, local variable and C expression support, memory and register windows) serves as a foundation upon which multiple innovative and unique tools rest.

VisualDSP++ supports a variety of debugging targets. Most common is a JTAG connection to an EZ-KIT Lite board or to a custom target board by means of Analog Devices emulator products. However, there will be



occasions where closer inspection in a simulated environment may be required. VisualDSP++ provides core cycle-accurate simulators, allowing inspection of every nuance of activity within the processor, including visualization of the processor's pipeline and cache. These simulators are robust and highly accurate, so much so that they are used by Analog Devices' own silicon designers for validation. A second simulator is available to Blackfin Processor users—a high speed functional simulator. Using proprietary just-in-time (JIT) technology, the simulators have the ability to simulate millions of cycles per second on the most modest of host PCs. Effectively, this means that what used to be an overnight run is now a 10-minute coffee break, and what was once a coffee break is now a near-instantaneous simulation.

As many of the most performance-demanding applications process a signal of some sort, comprehensive memory plotting is a cornerstone of VisualDSP++ debugger support. VisualDSP++ provides multiple views, from basic (line plots) to sophisticated (eye diagrams and waterfalls) to pinpoint anomalous data sequences in your application. Image viewing in a number of data formats is also available.

Users of the VDK get unparalleled visibility into the internals of the kernel. Status on a per-thread basis is available, as is a comprehensive pictorial history of kernel events and CPU loading. Thread changes, posted and pended semaphores, and other kernel events are captured in this display.

For Blackfin Processors and SHARC Processors, inspection, or even

so their contents do not follow the debugger's focus. To further aid MP debug, synchronous run, step, halt, and reset are also provided.

The Analog Devices patented statistical profiler offers unprecedented and unique visibility into a running application. Operating completely nonintrusively to the application, the application is polled thousands of times per second and a statistical view of where an application is spending the majority of its time is quickly assembled. This tool can be used to easily inspect an application for unexpected hotspots (suggesting the need to move a key routine from external to internal memory, for example). Simulator targets provide a completely linear profiling view. For Blackfin Processors, traditional instrumented profiling is also available.

Going even further, the VisualDSP++ compiler is able to act upon profiling information. Profile-guided optimization (PGO) is a technique that allows the compiler to instrument an application, run the application, and then make a second pass compilation, exploiting the information that was gathered during the run of the application. This gives the compiler unique insight on a block-by-block basis, allowing it to optimize with a level of granularity that is not possible with a tool that operates only on a file-by-file basis.

Integrate into Your Existing Environment

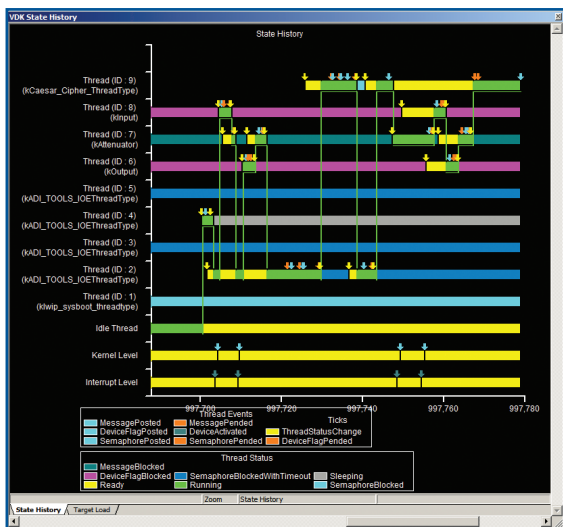
A development tool suite is always a part of an organization's larger software engineering environment. VisualDSP++ has been designed to operate in a larger environment.

Since an embedded engineer is often developing on a new platform while maintaining existing products that were likely developed with earlier versions of the tools, VisualDSP++ can be installed discretely an arbitrary number of times at a variety of release levels, allowing engineering to easily switch between current and legacy versions of VisualDSP++.

To better integrate to source code control (SCC) systems, VisualDSP++ is able to connect to any SCC provider that supports the Microsoft® common source code control (MCSCC) interface. This interface is supported by all leading SCC vendors. VisualDSP++ goes one step further by supporting the control of VisualDSP++ itself within a source code control system.

The ability to robustly test an embedded application is enabled through a comprehensive automation application programmers interface (API). Using Microsoft's language-neutral automation technology, nearly every feature of the graphical environment is available to script authors. Applications can be rebuilt, downloaded, and run from a simple script executed from the command line or from within a custom test harness framework. The automation API is supported by C++ and VBScript examples for all API calls, though any automation-aware language can be used.

For prototype runs and/or small volume deployment, an Analog Devices emulator can be used to flash a program onto your custom system. Accessible through the Automation API, the flash programmer can be scripted, making it possible to develop a turnkey user interface for use by a production floor technician or other individual not familiar with VisualDSP++. Device drivers are provided for all flash devices found on EZ-KIT Lite products, and these drivers can be easily adjusted to support an arbitrary flash device. The Stand-Alone Flash Programmer enables the development engineer to script or automate this process with a license-



Kernel event history.

application stimulation, from the debugger at run time is possible through the use of the processor's background telemetry channel (BTC). BTC allows for an arbitrary number of communication channels to be established between the host debugger and the application. Channels may go in either direction, so BTC can be used to read and write data as the processor runs. Scalar values or entire arrays may be serviced by a channel. Arrays read from the target can even be plotted in real time.

MP users get the same compelling set of debugging features across all processors, unified into a single debugging interface. Individual windows can be made to "float" their focus to whichever processor currently is the debugger's focus, or they can be "pinned" to a specific processor



free tool, allowing the manufacturing technician to repeatedly program any number of boards prior to major production.

Getting Help and Staying Up to Date

Analog Devices is aware that best-in-class customer support is ultimately in the interests of both customers and Analog Devices in the long run. Analog Devices is committed to best-in-class customer support for VisualDSP++.

VisualDSP++ includes a comprehensive, indexed, searchable online help system. In addition to information concerning VisualDSP++, manuals for Analog Devices processors, application notes, and more are included in the help system. PDF versions of these documents are also available on the installation CD or online at www.analog.com/processors.

Licensed users of VisualDSP++ are entitled to free technical support. The support staff is dedicated to VisualDSP++ and has specific expertise regarding it. There is never a per-incident or maintenance fee; support remains free regardless of how long you own your software.

Major and minor upgrades to VisualDSP++ are also free and are released through the Analog Devices website.

The Collaborative

The VisualDSP++ environment enables independent third-party companies to add value using Analog Devices' published set of application programming interfaces (APIs). The Collaborative™ is an independent network of third-party developers. The Collaborative's product offerings—real-time operating systems, emulators, high level language compilers, and multiprocessor hardware—can interface seamlessly with VisualDSP++, thereby simplifying development across all platforms and targets.

Take a VisualDSP++ Test Drive!

Take a free 90-day test drive of VisualDSP++. To take a test drive, you can download a test drive or request a CD from the Analog Devices DSP Tools website at www.analog.com/processors/tools/testdrive or contact your local Analog Devices sales representative/distributor.

Analog Devices Tools Product Line

Analog Devices' CROSSCORE® development tools product line provides easier and more robust methods for engineers to develop and optimize systems by shortening product development cycles for faster time to market. The CROSSCORE components include the VisualDSP++ software development environment, EZ-KIT Lite evaluation systems, EZ-Extender daughter boards, and emulators for rapid on-chip debugging. For more information on development tools, visit the Analog Devices website, www.analog.com/processors/tools.

Embedded Processors and DSPs

Analog Devices is a leading supplier of embedded and digital signal processing solutions, from the high performance Blackfin and TigerSHARC Processors to the low cost SHARC Processors and integrated mixed-signal DSPs that are ideal for an ever increasing spectrum of applications. Analog Devices' advances in design provide faster processing, more memory, lower power consumption, and simplified system integration. Analog Devices' products and technology provide a competitive edge complete with expert technical support, comprehensive development tools, and The Collaborative.

CROSSCORE Tools Support

Tel: 1-800-ANALOGD

Email: processor.tools.support@analog.com

Analog Devices is committed to providing high quality, timely, accurate, and free technical support and software upgrades.

Ordering Information

VisualDSP++ 5.0 for Blackfin
Part number: VDSP-BLKFN-PC-FULL

VisualDSP++ 5.0 for SHARC
Part number: VDSP-SHARC-PC-FULL

VisualDSP++ 5.0 for TigerSHARC
Part number: VDSP-TS-PC-FULL

Floating licenses and volume discounts are also available.

**Analog Devices, Inc.
Worldwide Headquarters**
Analog Devices, Inc.
One Technology Way
P.O. Box 9106
Norwood, MA 02062-9106
U.S.A.
Tel: 781.329.4700
(800.262.5643,
U.S.A. only)
Fax: 781.461.3113

**Analog Devices, Inc.
Europe Headquarters**
Analog Devices, Inc.
Wilhelm-Wagenfeld-Str. 6
80807 Munich
Germany
Tel: 49.89.76903.0
Fax: 49.89.76903.157

**Analog Devices, Inc.
Japan Headquarters**
Analog Devices, KK
New Pier Takeshiba
South Tower Building
1-16-1 Kaigan, Minato-ku,
Tokyo, 105-6891
Japan
Tel: 813.5402.8200
Fax: 813.5402.1064

**Analog Devices, Inc.
Southeast Asia
Headquarters**
Analog Devices
22/F One Corporate Avenue
222 Hu Bin Road
Shanghai, 200021
China
Tel: 86.21.5150.3000
Fax: 86.21.5150.3222

**Embedded Processing and
DSP Support**
U.S.A.:
processor.support@analog.com
Fax: 781.461.3010
Europe:
processor.europe@analog.com
Fax: 49.89.76903.157
www.analog.com/processors

Компания «Океан Электроники» предлагает заключение долгосрочных отношений при поставках импортных электронных компонентов на взаимовыгодных условиях!

Наши преимущества:

- Поставка оригинальных импортных электронных компонентов напрямую с производств Америки, Европы и Азии, а так же с крупнейших складов мира;
- Широкая линейка поставок активных и пассивных импортных электронных компонентов (более 30 млн. наименований);
- Поставка сложных, дефицитных, либо снятых с производства позиций;
- Оперативные сроки поставки под заказ (от 5 рабочих дней);
- Экспресс доставка в любую точку России;
- Помощь Конструкторского Отдела и консультации квалифицированных инженеров;
- Техническая поддержка проекта, помощь в подборе аналогов, поставка прототипов;
- Поставка электронных компонентов под контролем ВП;
- Система менеджмента качества сертифицирована по Международному стандарту ISO 9001;
- При необходимости вся продукция военного и аэрокосмического назначения проходит испытания и сертификацию в лаборатории (по согласованию с заказчиком);
- Поставка специализированных компонентов военного и аэрокосмического уровня качества (Xilinx, Altera, Analog Devices, Intersil, Interpoint, Microsemi, Actel, Aeroflex, Peregrine, VPT, Syfer, Eurofarad, Texas Instruments, MS Kennedy, Miteq, Cobham, E2V, MA-COM, Hittite, Mini-Circuits, General Dynamics и др.);

Компания «Океан Электроники» является официальным дистрибьютором и эксклюзивным представителем в России одного из крупнейших производителей разъемов военного и аэрокосмического назначения «JONHON», а так же официальным дистрибьютором и эксклюзивным представителем в России производителя высокотехнологичных и надежных решений для передачи СВЧ сигналов «FORSTAR».



JONHON

«JONHON» (основан в 1970 г.)

Разъемы специального, военного и аэрокосмического назначения:

(Применяются в военной, авиационной, аэрокосмической, морской, железнодорожной, горно- и нефтедобывающей отраслях промышленности)

«FORSTAR» (основан в 1998 г.)

ВЧ соединители, коаксиальные кабели, кабельные сборки и микроволновые компоненты:

(Применяются в телекоммуникациях гражданского и специального назначения, в средствах связи, РЛС, а так же военной, авиационной и аэрокосмической отраслях промышленности).



Телефон: 8 (812) 309-75-97 (многоканальный)

Факс: 8 (812) 320-03-32

Электронная почта: ocean@oceanchips.ru

Web: <http://oceanchips.ru/>

Адрес: 198099, г. Санкт-Петербург, ул. Калинина, д. 2, корп. 4, лит. А