

# PART NUMBER CREATOR

for Combination with no signal contacts

Arrangements which accept only the #8 sized contacts are: **2W2C, 3W3, 3W3C, 5W5 and 8W8**

The available #8 size contacts include:


- Power with current ratings from 10 thru 40 amps
- Coax in 50 or 75 ohms
- High Voltage with plastic bodies for ratings up to 2,8 kV

The connectors are available:

with NO contacts at all



factory pre-loaded



**Included configurations are:**

- No hardware, flange has thru holes, typically used in a hood for the cable end
- Flange threads in 4-40 or M3
- Standoffs for straight PCB mounting with or without boardlock clips
- Right angle bracket with mounting hole locations in accordance with the footprint chosen

The Part Number Creator for these arrangements includes over 2500 choices. Configurations and hardware choices are all "coded" using the Part Number Creator.

**Here are some examples of "coding" for some popular ones, to help you to create your own:**

1. Please note that some hardware choices are optimized for a specific PCB thickness
2. Power and Coax Contacts are available in 2 quality classes


Example: 2W2 female, with 20 amp solder cup for a cable end:

**302W2CSXX42A10X**




Example: 8W8 female, right angle with coax contacts, brackets with boardlocks:

**3008W8SXX88N40X**



Example: 5W5 straight, PCB power contacts, standoffs:

**3005W5SXX51E20X**



# PART NUMBER CREATOR

for Combination with no signal contacts

**3 003W3 S X X 6 1 A 1 0 X**

|   |  |   |  |
|---|--|---|--|
| <b>Product Line</b><br>3 = Shell steel tin plated<br>1 = Brass tin plated*<br>5 = Shell yellow chromated* (not RoHS compliant)<br>A = Stainless steel*  |  | *on request   |  |
| <b>Shell size and design</b><br>1 = 2W2C<br>2 = 3W3, 3W3C<br>3 = 5W5<br>4 = 8W8   |  | Empty positions ADD „0“ = 003W3   |  |
| <b>Contact type</b><br>P = Plug connector<br>S = Socket connector   |  |   |  |
| X = Crimp and 3W3, 5W5, 8W8, 2W2C, 3W3C (no contacts are supplied with the connector)   |  | *on request   |  |
| <b>Termination only for no SIGNAL contacts</b><br>X = 3W3, 5W5, 8W8, 2W2C, 3W3C   |  |   |  |
| <b>Termination for HIGH POWER- or COAXIAL contacts</b>  |  |   |  |
| <b>Quality class 3 / Quality class 1</b><br>C1 = Solder/Crimp angled 10 A<br>C2 = Solder/Crimp angled 20 A<br>C3 = Solder/Crimp angled 30 A<br>C4 = Solder/Crimp angled 40 A<br>F2,61/F1,41 = Solder cup 10 A<br>F4,62/F3,42 = Solder cup 20 A<br>F6,63/F5,43 = Solder cup 30 A<br>F8,64/F7,44 = Solder cup 40 A<br>68/48 = Solder pin, straight 20 A, D= .077"/1.95 mm<br>69/49 = Solder pin, straight 20 A, D= .102"/2.60 mm<br>70/50 = Solder pin, straight 20 A, D= .110"/2.85 mm<br>71/51 = Solder pin, straight 30 A, D= .130"/3.18 mm<br>72/52 = Solder pin, straight 40 A, D= .150"/3.75 mm   |  | <b>Quality class 3 / Quality class 1</b><br>59/55 = Solder pin, angled 15 A<br>73/56 = Solder pin, angled 20 A<br>74/57 = Solder pin, angled 30 A<br>75/58 = Solder pin, angled 40 A<br>77/60 = Solder pin, angled 40 A<br>81/66 = Solder pin, angled 20 A<br>82/67 = Solder pin, angled 30 A<br>85/65 = Solder pin, angled 30 A<br>G7/76 = 3 Solder pins Straight 50 Ω<br>G9/78 = 3 Solder pins angled 50 Ω<br>H1/79 = 3 Solder pins angled 50 Ω<br>H4/80 = 5 Solder pins angled 50 Ω<br>G8/86 = 3 Solder pins Straight 75 Ω   |  |
|   |  | <b>Quality class 3 / Quality class 1</b><br>H2/88 = 3 Solder pins angled 75 Ω<br>H3/89 = 3 Solder pins angled 75 Ω<br>H5/90 = 5 Solder pins angled 75 Ω<br>91 = Screw termination 20 A<br>/P1 = press fit 30A<br>/P2 = press fit 30A<br>/P4 = press fit 30A<br>99 = no high power, coax or crimp contacts loaded<br>Coaxial contacts with cable termination must be ordered separately.   |  |
| <b>Mounting style</b><br>A1 = Riveted<br>A2 = M3 threaded insert<br>A3 = 4-40 UNC threaded insert<br>A4 = M3 threaded rear spacer<br>A5 = 4-40 UNC threaded rear spacer<br>A6 = Float fastening<br>A7 = Threaded rear spacer for M3 press fit<br>A8 = Threaded rear spacer for 4-40 UNC press fit<br>C1 = M3 threaded rear spacer with PCB clip, PCB .063"/1.60 mm<br>C2 = 4-40 UNC threaded rear spacer with PCB clip, PCB .063"/1.60 mm<br>C3 = M3 threaded rear spacer with PCB clip, PCB .091"/2.30 mm<br>C4 = 4-40 UNC threaded rear spacer with PCB clip, PCB .091"/2.30 mm<br>C5 = M3 threaded rear spacer with PCB clip, PCB .126"/3.20 mm<br>C6 = 4-40 UNC Threaded rear spacer with PCB clip, PCB .126"/3.20 mm<br>D1 = M3 clip and threaded rear spacer with PCB clip, PCB .063"/1.60 mm<br>D2 = 4-40 UNC clip and threaded rear spacer with PCB clip, PCB .063"/1.60 mm<br>D3 = M3 clip and threaded rear spacer with PCB clip, PCB .091"/2.30 mm<br>D4 = 4-40 UNC clip and threaded rear spacer clip, PCB .091"/2.30 mm<br>D5 = M3 clip and threaded rear spacer with PCB clip, PCB .126"/3.20 mm<br>D6 = 4-40 UNC clip and threaded rear spacer with PCB clip, PCB .126"/3.20 mm<br>E1 = M3 threaded rear spacer with PCB clip, PCB .063"/1.60 mm<br>E2 = 4-40 UNC threaded rear spacer with PCB clip, PCB .063"/1.60 mm<br>E3 = M3 threaded rear spacer with PCB clip, PCB .091"/2.30 mm<br>E4 = 4-40 UNC threaded rear spacer with PCB clip, PCB .091"/2.30 mm<br>E5 = M3 threaded rear spacer with PCB clip, PCB .126"/3.20 mm |  | E6 = 4-40 UNC threaded rear spacer with PCB clip, PCB .126"/3.20 mm<br>F1 = M3 clip and threaded rear spacer with PCB clip, PCB .063"/1.60 mm<br>F2 = 4-40 UNC clip and threaded rear spacer with PCB clip, PCB .063"/1.60 mm<br>F3 = M3 clip and threaded rear spacer with PCB clip, PCB .091"/2.30 mm<br>F4 = 4-40 UNC clip and threaded rear spacer with PCB clip, PCB .091"/2.30 mm<br>F5 = M3 clip and threaded rear spacer with PCB clip, PCB .126"/3.20 mm<br>F6 = 4-40 UNC clip and threaded rear spacer with PCB clip, PCB .126"/3.20 mm<br>G1 = Metal bracket, M3 threaded insert for .370"/9.40 mm<br>G2 = Metal bracket, 4-40 UNC threaded insert for .370"/9.40 mm<br>G3 = Metal bracket, M3 threaded insert and clip for .370"/9.40 mm<br>G4 = Metal bracket, 4-40 UNC threaded insert and clip for .370"/9.40 mm<br>H1 = Metal bracket, M3 threaded lock for .370"/9.40 mm<br>H2 = Metal bracket, 4-40 UNC threaded lock for .370"/9.40 mm<br>H3 = Metal bracket, M3 threaded lock and clip for .370"/9.40 mm<br>H4 = Metal bracket, 4-40 UNC threaded lock and clip for .370"/9.40 mm<br>N1 = Metal bracket, M3 threaded insert for .280"/7.19 mm<br>N2 = Metal bracket, 4-40 UNC threaded insert for .280"/7.19 mm<br>N3 = Metal bracket, M3 threaded insert and clip for .280"/7.19 mm<br>N4 = Metal bracket, 4-40 UNC threaded insert and clip for .280"/7.19 mm<br>P1 = Metal bracket, M3 threaded lock for .280"/7.19 mm<br>P2 = Metal bracket, 4-40 UNC threaded lock for .280"/7.19 mm<br>P3 = Metal bracket, M3 threaded lock and clip for .280"/7.19 mm<br>P4 = Metal bracket, 4-40 UNC threaded lock and clip for .280"/7.19 mm<br>W1 = Threaded rear spacer with M3 press in pin<br>W2 = Threaded rear spacer with 4-40 UNC press in pin |  |
| OX = Standard   |  |   |  |

Компания «Океан Электроники» предлагает заключение долгосрочных отношений при поставках импортных электронных компонентов на взаимовыгодных условиях!

Наши преимущества:

- Поставка оригинальных импортных электронных компонентов напрямую с производств Америки, Европы и Азии, а так же с крупнейших складов мира;
- Широкая линейка поставок активных и пассивных импортных электронных компонентов (более 30 млн. наименований);
- Поставка сложных, дефицитных, либо снятых с производства позиций;
- Оперативные сроки поставки под заказ (от 5 рабочих дней);
- Экспресс доставка в любую точку России;
- Помощь Конструкторского Отдела и консультации квалифицированных инженеров;
- Техническая поддержка проекта, помощь в подборе аналогов, поставка прототипов;
- Поставка электронных компонентов под контролем ВП;
- Система менеджмента качества сертифицирована по Международному стандарту ISO 9001;
- При необходимости вся продукция военного и аэрокосмического назначения проходит испытания и сертификацию в лаборатории (по согласованию с заказчиком);
- Поставка специализированных компонентов военного и аэрокосмического уровня качества (Xilinx, Altera, Analog Devices, Intersil, Interpoint, Microsemi, Actel, Aeroflex, Peregrine, VPT, Syfer, Eurofarad, Texas Instruments, MS Kennedy, Miteq, Cobham, E2V, MA-COM, Hittite, Mini-Circuits, General Dynamics и др.);

Компания «Океан Электроники» является официальным дистрибьютором и эксклюзивным представителем в России одного из крупнейших производителей разъемов военного и аэрокосмического назначения «JONHON», а так же официальным дистрибьютором и эксклюзивным представителем в России производителя высокотехнологичных и надежных решений для передачи СВЧ сигналов «FORSTAR».



## JONHON

«JONHON» (основан в 1970 г.)

Разъемы специального, военного и аэрокосмического назначения:

(Применяются в военной, авиационной, аэрокосмической, морской, железнодорожной, горно- и нефтедобывающей отраслях промышленности)

«FORSTAR» (основан в 1998 г.)

ВЧ соединители, коаксиальные кабели, кабельные сборки и микроволновые компоненты:

(Применяются в телекоммуникациях гражданского и специального назначения, в средствах связи, РЛС, а так же военной, авиационной и аэрокосмической отраслях промышленности).



Телефон: 8 (812) 309-75-97 (многоканальный)

Факс: 8 (812) 320-03-32

Электронная почта: [ocean@oceanchips.ru](mailto:ocean@oceanchips.ru)

Web: <http://oceanchips.ru/>

Адрес: 198099, г. Санкт-Петербург, ул. Калинина, д. 2, корп. 4, лит. А