


POWER RELAY

1 POLE - 16A 105 °C

FTR-K1 Series

■ FEATURES

- Low profile (height: 15.7mm)
- HIGH INSULATION
Insulation distance (between coil and contacts): 10mm min.
Dielectric strength: 5KV
Surge strength: 10KV
- Low coil power (400mW)
- Cadmium free contacts
- SAFETY STANDARDS
UL, CSA, VDE, SEMKO approved
UL, CSA TV-5 rating approved (1 form A type)
- UL F class isolation wire
- RoHS compliant
Please see page 6 for more information



■ PARTNUMBER INFORMATION

[Example] $\frac{\text{FTR-K1}}{\text{(a)}} \quad \frac{\text{C}}{\text{(b)}} \quad \frac{\text{K}}{\text{(c)}} \quad \frac{\text{012}}{\text{(d)}} \quad \frac{\text{W}}{\text{(e)}} - \frac{\text{HT}}{\text{(f)}}$

(a)	Relay type	FTR-K1: FTR-K1 Series
(b)	Contact configuration	A : 1 form A (SPST-NO) C : 1 form C (SPDT)
(c)	Coil type	K : Standard type (400mW) / Flux proof
(d)	Coil rated voltage	012 : 5...110VDC Coil rating table at page 3
(e)	Contact material / TV type	W : AgSnO ₂ (1 form C) T : AgSnO ₂ / TV-5 rated (1 form A, TV-5)
(f)	Special type	HT : 105 °C

Actual marking does not carry the type name : "FTR"

E.g.: Ordering code: FTR-K1CK012W-HT Actual marking: K1CK012W-HT

FTR-K1 SERIES

■ SPECIFICATION

Item			FTR-K1 AK () T - HT Standard	FTR-K1 CK () W - HT Standard
Contact Data	Configuration		1 form A	1 form C
	Construction		Single	
	Material		AgSnO ₂	
	Resistance (initial)		Max. 100mOhm at 1A, 6VDC	
	Contact rating (resistive)		16A, 250VAC / 24VDC	
	Max. carrying current * ¹		20A	
	Max. inrush current		80A (20ms) 250VAC (only make contact)	
	Max. switching voltage		440VAC / 300VDC	
	Max. switching power		4,000VA / 384W	
	Min. switching load * ²		100mA, 5VDC	
Life	Mechanical		Min. 20 x 10 ⁶ operations	
	Electrical	AC contact rating	Min. 100 x 10 ³ operations	Min. 50 x 10 ³ operations
		DC contact rating	Min. 100 x 10 ³ operations	Min. 30 x 10 ³ operations
Coil Data	Rated power (20 °C)		400mW (430mW at 48V coil)	
	Operate power (20 °C)		200mW (210mW at 48V coil)	
	Operating temperature range		-40 °C to +105 °C (no frost)	
Timing Data	Operate (at nominal voltage)		Max. 15ms (without bounce, no diode)	
	Release (at nominal voltage)		Max. 5ms (without bounce, no diode)	
Insulation	Resistance (initial)		Min. 1,000MOhm at 500VDC	
	Dielectric strength	Open contacts	1,000VAC (50/60Hz) 1min	
		Contacts to coil	5,000VAC (50/60Hz) 1min	
	Surge strength	Coil to contacts	10,000V / 1.2 x 50μs standard wave	
	Clearance		10mm	
	Creepage		10mm	
	EN61810-1, VDE0435	Voltage	250V	
		Pollution degree	3	
		Material group	III a	
		Category	C / 250V (Reference voltage) (VDE0110b)	
Other	Vibration resistance	Misoperation≥1us	10 to 55Hz double amplitude 0.7mm	
		Endurance	10 to 55Hz double amplitude 1.5mm	
	Shock	Misoperation≥1us	100m/s ² (11 ± 1ms)	
		Endurance	1,000m/s ² (6 ± 1ms)	
	Weight		Approximately 13g	

* 1: Need to consider the heat from PCB when max. current is more than 10A.

* 2: Minimum switching loads mentioned above are reference values. Please perform the confirmation test with actual load before production since reference values may vary according to switching frequencies, environmental conditions

FTR-K1 SERIES

■ COIL RATING

Coil Code	Rated Coil Voltage (VDC)	Coil Resistance +/- 10% (Ohm)	Must Operate Voltage (VDC) *	Must Release-Voltage (VDC) *	Max. Coil Voltage (VDC)	Rated Power (mW)
005	5	62	3.5	0.5	12.2	400
006	6	90	4.2	0.6	14.7	
009	9	202	6.3	0.9	22	
012	12	360	8.4	1.2	29.4	
018	18	810	12.6	1.8	44.1	
022	22	1,210	15.4	2.2	53.9	
024	24	1,440	16.8	2.4	58.8	
028	28	1,960	19.6	2.8	68.6	
048	48	5,360	33.6	4.8	117.6	430
060	60	8,570	42.0	6.0	147.0	420
110	110	28,800	77.0	11.0	269.5	

Note: All values in the table are valid for 20°C and zero contact current.

* Specified operate values are valid for pulse wave voltage.

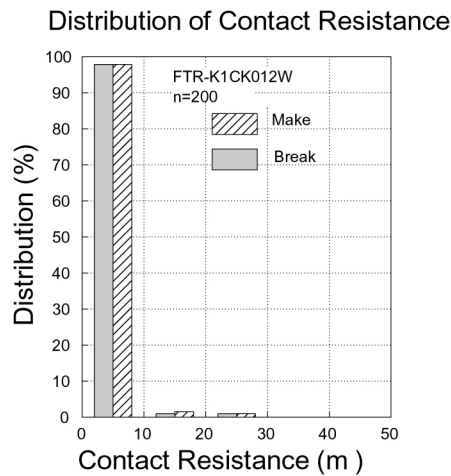
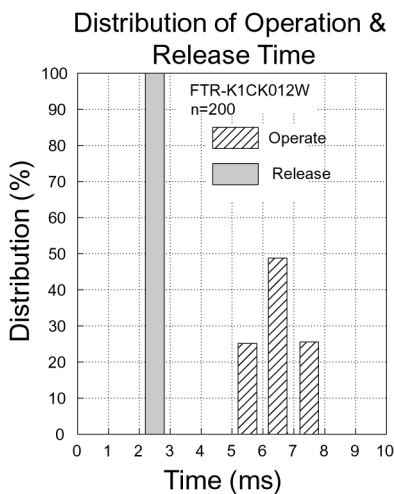
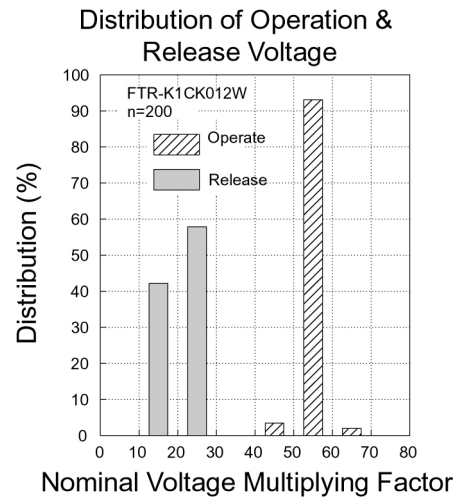
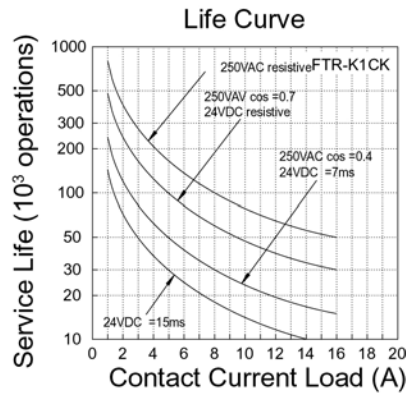
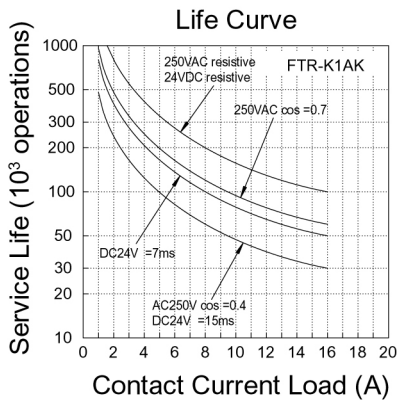
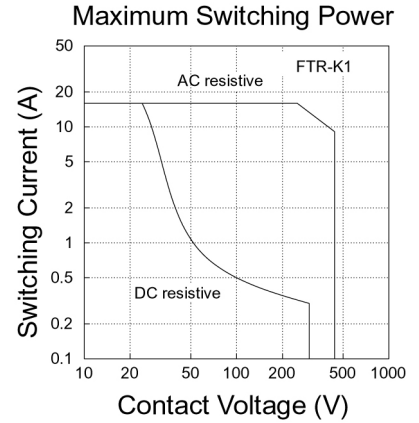
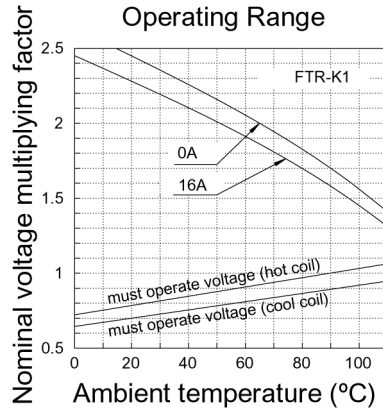
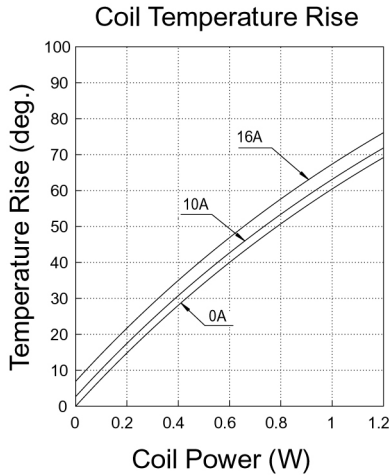
■ SAFETY STANDARDS

Type	Compliance	Contact rating	
UL	UL 508	FTR-K1AK () T-HT	FTR-K1CK () W-HT
	E63614	Flammability: UL 94-V0 (plastics)	
CSA	C22.2 No. 14 LR 40304	16A, 277VAC (resistive) 105°C 16A, 24VDC (resistive) 105°C 1 HP, 277VAC 105°C 1/2 HP, 125VAC 105°C TV-5, 120VAC, 25,000 cycles, 105°C Pilot duty: A300 105°C	16A, 24VDC (resistive) 105°C 16A, 277VAC (resistive) 105°C 1 HP, 277VAC 105°C 1/2 HP, 125VAC 105°C 1/8 HP, 125VAC 105°C Pilot duty: B300 105°C
VDE	0435, 0631, 0700, 0860	16A, 24VDC (resistive) 16A, 277VAC (resistive) 20A 277VAC (resistive) 1 HP, 277VAC 1/2 HP, 125VAC TV-5, 120VAC 25,000 cycles Pilot duty: A300	16A, 24VDC (resistive) 16A, 277VAC (resistive) 20A 277VAC (resistive) 1 HP, 277VAC 1/2 HP, 125VAC 1/8 HP, 125VAC Pilot duty: B300
SEMKO	EN 61058-1:1992 and A1 EN 61095:1993 and A1+A11	250VAC, 16 (3)A 40T85 250V, 10 (3)A 40T105	

Complies with NEMKO, DEMKO, FIMKO

FTR-K1 SERIES

CHARACTERISTIC DATA

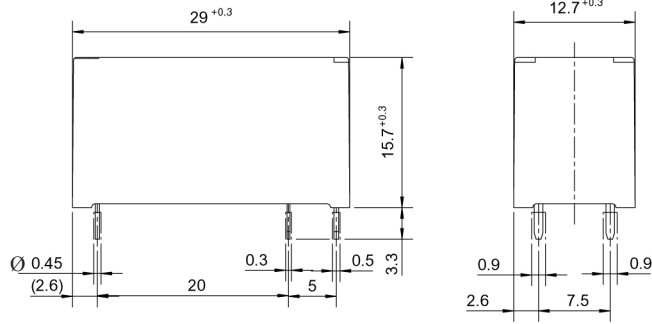


FTR-K1 SERIES

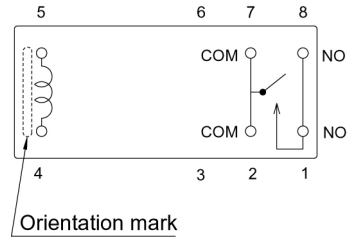
■ DIMENSIONS

• Dimensions

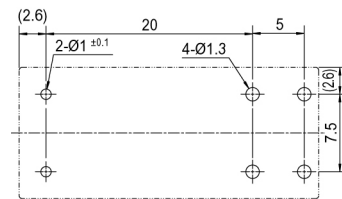
FTR-K1AK () T-HT



• Schematics (BOTTOM VIEW)

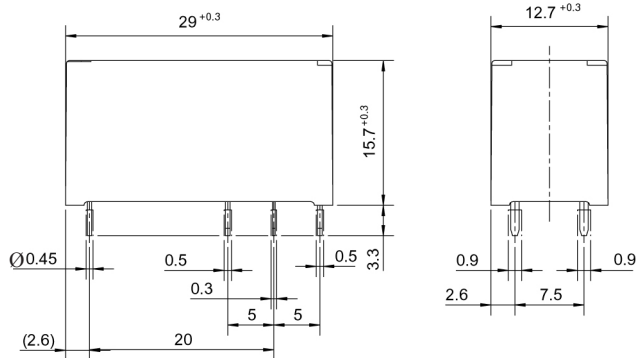


• PC board mounting hole layout (BOTTOM VIEW)

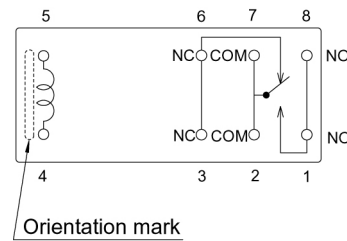


• Dimensions

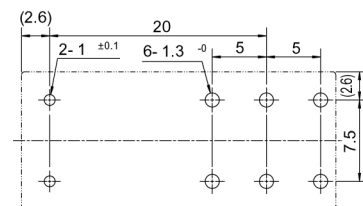
FTR-K1CK () W-HT



• Schematics (BOTTOM VIEW)



• PC board mounting hole layout (BOTTOM VIEW)



Unit: mm

RoHS Compliance and Lead Free Information

1. General Information

- All signal and power relays produced by Fujitsu Components are compliant with RoHS directive 2002/95EC including amendments.
- Cadmium as used in electrical contacts is exempted from the RoHS directives on October 21st, 2005. (Amendment to Directive 2002/95/EC)
- All of our signal and power relays are lead-free. Please refer to Lead-Free Status Info for older date codes at: <http://www.fujitsu.com/us/downloads/MICRO/fcai/relays/lead-free-letter.pdf>
- Lead free solder plating on relay terminals is Sn-3.0Ag-0.5Cu, unless otherwise specified. This material has been verified to be compatible with PbSn assembly process.

2. Recommended Lead Free Solder Profile

- Recommended solder Sn-3.0Ag-0.5Cu.

Flow Solder condition:

Pre-heating: maximum 120°C
Soldering: dip within 5 sec. at
260°C solder bath

Solder by Soldering Iron:

Soldering Iron
Temperature: maximum 360°C
Duration: maximum 3 sec.

We highly recommend that you confirm your actual solder conditions

3. Moisture Sensitivity

- Moisture Sensitivity Level standard is not applicable to electromechanical relays, unless otherwise indicated.

4. Tin Whiskers

- Dipped SnAgCu solder is known as presenting a low risk to tin whisker development. No considerable length whisker was found by our in house test.

Fujitsu Components International Headquarter Offices

Japan

Fujitsu Component Limited
Gotanda-Chuo Building
3-5, Higashigotanda 2-chome, Shinagawa-ku
Tokyo 141, Japan
Tel: (81-3) 5449-7010
Fax: (81-3) 5449-2626
Email: promothq@ft.ed.fujitsu.com
Web: www.fcl.fujitsu.com

North and South America

Fujitsu Components America, Inc.
250 E. Caribbean Drive
Sunnyvale, CA 94089 U.S.A.
Tel: (1-408) 745-4900
Fax: (1-408) 745-4970
Email: components@us.fujitsu.com
Web: <http://us.fujitsu.com/components>

Europe

Fujitsu Components Europe B.V.
Diamantlaan 25
2132 WV Hoofddorp
Netherlands
Tel: (31-23) 5560910
Fax: (31-23) 5560950
Email: info@fceu.fujitsu.com
Web: emea.fujitsu.com/components/

Asia Pacific

Fujitsu Components Asia Ltd.
102E Pasir Panjang Road
#01-01 Citilink Warehouse Complex
Singapore 118529
Tel: (65) 6375-8560
Fax: (65) 6273-3021
Email: fcal@fcal.fujitsu.com
Web: <http://www.fujitsu.com/sg/services/micro/components/>

©2010 Fujitsu Components Europe B.V. All rights reserved. All trademarks or registered trademarks are the property of their respective owners.

The contents, data and information in this datasheet are provided by Fujitsu Component Ltd. as a service only to its user and only for general information purposes.

The use of the contents, data and information provided in this datasheet is at the users' own risk.

Fujitsu has assembled this datasheet with care and will endeavor to keep the contents, data and information correct, accurate, comprehensive, complete and up to date.

Fujitsu Components Europe B.V. and affiliated companies do however not accept any responsibility or liability on their behalf, nor on behalf of its employees, for any loss or damage, direct, indirect or consequential, with respect to this datasheet, its contents, data, and information and related graphics and the correctness, reliability, accuracy, comprehensiveness, usefulness, availability and completeness thereof.

Nor do Fujitsu Components Europe B.V. and affiliated companies accept on their behalf, nor on behalf of its employees, any responsibility or liability for any representation or warrant of any kind, express or implied, including warranties of any kind for merchantability or fitness for particular use, with respect to these datasheets, its contents, data, information and related graphics and the correctness, reliability, accuracy, comprehensiveness, usefulness, availability and completeness thereof. Rev. July 29, 2010

Компания «Океан Электроники» предлагает заключение долгосрочных отношений при поставках импортных электронных компонентов на взаимовыгодных условиях!

Наши преимущества:

- Поставка оригинальных импортных электронных компонентов напрямую с производств Америки, Европы и Азии, а так же с крупнейших складов мира;
- Широкая линейка поставок активных и пассивных импортных электронных компонентов (более 30 млн. наименований);
- Поставка сложных, дефицитных, либо снятых с производства позиций;
- Оперативные сроки поставки под заказ (от 5 рабочих дней);
- Экспресс доставка в любую точку России;
- Помощь Конструкторского Отдела и консультации квалифицированных инженеров;
- Техническая поддержка проекта, помощь в подборе аналогов, поставка прототипов;
- Поставка электронных компонентов под контролем ВП;
- Система менеджмента качества сертифицирована по Международному стандарту ISO 9001;
- При необходимости вся продукция военного и аэрокосмического назначения проходит испытания и сертификацию в лаборатории (по согласованию с заказчиком);
- Поставка специализированных компонентов военного и аэрокосмического уровня качества (Xilinx, Altera, Analog Devices, Intersil, Interpoint, Microsemi, Actel, Aeroflex, Peregrine, VPT, Syfer, Eurofarad, Texas Instruments, MS Kennedy, Miteq, Cobham, E2V, MA-COM, Hittite, Mini-Circuits, General Dynamics и др.);

Компания «Океан Электроники» является официальным дистрибьютором и эксклюзивным представителем в России одного из крупнейших производителей разъемов военного и аэрокосмического назначения «JONHON», а так же официальным дистрибьютором и эксклюзивным представителем в России производителя высокотехнологичных и надежных решений для передачи СВЧ сигналов «FORSTAR».



JONHON

«JONHON» (основан в 1970 г.)

Разъемы специального, военного и аэрокосмического назначения:

(Применяются в военной, авиационной, аэрокосмической, морской, железнодорожной, горно- и нефтедобывающей отраслях промышленности)

«FORSTAR» (основан в 1998 г.)

ВЧ соединители, коаксиальные кабели,
кабельные сборки и микроволновые компоненты:

(Применяются в телекоммуникациях гражданского и специального назначения, в средствах связи, РЛС, а так же военной, авиационной и аэрокосмической отраслях промышленности).



Телефон: 8 (812) 309-75-97 (многоканальный)

Факс: 8 (812) 320-03-32

Электронная почта: ocean@oceanchips.ru

Web: <http://oceanchips.ru/>

Адрес: 198099, г. Санкт-Петербург, ул. Калинина, д. 2, корп. 4, лит. А