

GTO MKP Capacitors for Pulse Applications with Internal Series Connection. Capacitances from 1.0 μF to 100 μF . Rated Voltages from 400 VDC to 2000 VDC.

Special Features

- Pulse duty construction
- Self-healing
- Cylindrical capacitor body with axial screw and thread connections size M6 or M8
- Internal series connection from 400 VAC
- Very low dissipation factor
- Negative capacitance change versus temperature
- According to RoHS 2011/65/EU

Typical Applications

For high pulse and high frequency applications requiring extremely reliable contacts e.g.

- Damping of voltage spikes on GTO-Thyristors

Construction

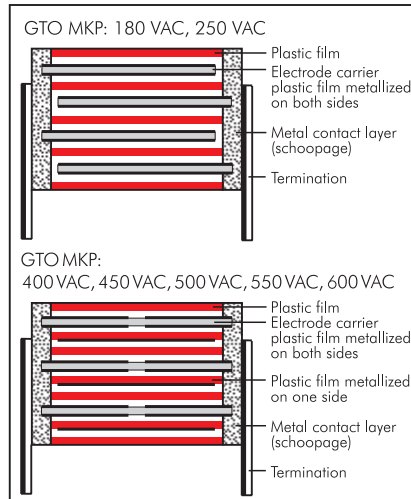
Dielectric:

Polypropylene (PP) film

Capacitor electrodes:

Double-sided metallized plastic film

Internal construction:



Encapsulation:

Solvent-resistant, flame-retardant plastic case with PU seal, UL 94 V-0

Terminations:

Axial screw connection M6 or M8.

Marking:

Colour: Red. Marking: Black on Silver.

Electrical Data

Capacitance range:

1.0 μF to 100 μF

Rated voltages:

400 VDC, 600 VDC, 850 VDC, 1000 VDC, 1200 VDC, 1500 VDC, 2000 VDC

Capacitance tolerances:

$\pm 20\%$, $\pm 10\%$, $\pm 5\%$

Operating temperature range:

-55°C to $+85^\circ\text{C}$

Climatic test category:

55/085/56 in accordance with IEC

Insulation resistance at $+20^\circ\text{C}$:

$\geq 10000 \text{ sec } (M\Omega \times \mu\text{F})$

Measuring voltage: 100 V/1 min.

Test voltage:

$1.2 U_r$, 2 sec.

Dielectric absorption:

0.05%

Dissipation factors at $+20^\circ\text{C}$: $\tan \delta$

at f	$C \leq 20 \mu\text{F}$	$20 \mu\text{F} < C \leq 50 \mu\text{F}$	$C > 50 \mu\text{F}$
1 kHz	$\leq 3 \times 10^{-4}$	$\leq 5 \times 10^{-4}$	$\leq 8 \times 10^{-4}$

Voltage derating:

A voltage derating factor of 1.35 % per K must be applied from $+65^\circ\text{C}$ for DC voltages and from $+60^\circ\text{C}$ for AC voltages.

Reliability:

Operational life > 300 000 hours

Failure rate < 1 fit ($0.5 \times U_r$ and 40°C)

Specific dissipation:

Box size D x L in mm	Specific dissipation in Watts per K above the ambient temperature
60x49	0.186
70x49	0.231
80x49	0.280
90x49	0.333
90x58	0.364
90x97	0.501

Mounting Recommendation

Excessive mechanical strain, e.g. pressure or shock onto the capacitor body, is to be avoided during mounting and usage of the capacitors. When fixing the capacitor the screw torque is to be limited to max. 5 Nm.

For further details and graphs please refer to Technical Information.

Packing

Transportation-safe packing in cardboard boxes.

Packing units

D	pcs. per packing unit
60	12
70	8
80	6
90	6

Continuation

General Data

Capacitance	400 VDC/180 VAC*				600 VDC/250 VAC*			
	D x L mm	du/dt V/μsec	I _{max.} A	Part number	D x L mm	du/dt V/μsec	I _{max.} A	Part number
3.5 μF					60 x 49	200	770	GTOMI04350GA00_____
4 "					60 x 49	200	890	GTOMI04400GA00_____
4.5 "					60 x 49	200	990	GTOMI04450GA00_____
5 "					60 x 49	180	1090	GTOMI04500GA00_____
6 "					60 x 49	180	1310	GTOMI04600GA00_____
8 "					60 x 49	80	610	GTOMI04800GA00_____
10 μF					60 x 49	80	780	GTOMI05100GA00_____
15 "	60 x 49	50	790	GTOMG05150GA00_____	60 x 49	80	1150	GTOMI05150GA00_____
20 "	60 x 49	50	1050	GTOMG05200GA00_____	70 x 49	80	1540	GTOMI05200GB00_____
25 "	60 x 49	50	1330	GTOMG05250GA00_____	70 x 49	80	1940	GTOMI05250GB00_____
30 "	60 x 49	50	1610	GTOMG05300GA00_____	80 x 49	80	2340	GTOMI05300GC00_____
40 "	70 x 49	50	2090	GTOMG05400GB00_____	90 x 49	80	3080	GTOMI05400GD00_____
50 "	80 x 49	50	2680	GTOMG05500GC00_____	90 x 58	60	3050	GTOMI05500GE00_____
60 "	80 x 49	50	3240	GTOMG05600GC00_____	90 x 97	35	2140	GTOMI05600GF00_____
70 "	90 x 49	50	3630	GTOMG05700GD00_____	90 x 97	35	2520	GTOMI05700GF00_____
80 "	90 x 49	50	4100	GTOMG05800GD00_____	90 x 97	35	2810	GTOMI05800GF00_____
90 "	90 x 58	40	3800	GTOMG05900GE00_____	90 x 97	35	3200	GTOMI05900GF00_____
100 μF	90 x 58	40	4300	GTOMG06100GE00_____	90 x 97	35	3550	GTOMI06100GF00_____

Capacitance	850 VDC/400 VAC*				1000 VDC/450 VAC*			
	D x L mm	du/dt V/μsec	I _{max.} A	Part number	D x L mm	du/dt V/μsec	I _{max.} A	Part number
3 μF	60 x 49	200	770	GTOMM04300GA00_____	60 x 49	260	790	GTOMO14300GA00_____
3.5 "	60 x 49	200	770	GTOMM04350GA00_____	60 x 49	260	910	GTOMO14350GA00_____
4 "	60 x 49	200	890	GTOMM04400GA00_____	60 x 49	260	1050	GTOMO14400GA00_____
4.5 "	60 x 49	200	990	GTOMM04450GA00_____	60 x 49	260	1170	GTOMO14450GA00_____
5 "	60 x 49	200	1090	GTOMM04500GA00_____	60 x 49	260	1310	GTOMO14500GA00_____
6 "	60 x 49	200	1310	GTOMM04600GA00_____	60 x 49	260	1550	GTOMO14600GA00_____
8 "	60 x 49	200	1740	GTOMM04800GA00_____	70 x 49	260	2080	GTOMO14800GB00_____
10 μF	70 x 49	200	2190	GTOMM05100GB00_____	70 x 49	260	2600	GTOMO15100GB00_____
15 "	70 x 49	200	3230	GTOMM05150GB00_____	90 x 49	260	3920	GTOMO15150GD00_____
20 "	80 x 49	200	4310	GTOMM05200GC00_____	90 x 58	200	4300	GTOMO15200GE00_____
25 "	90 x 49	200	5390	GTOMM05250GD00_____	90 x 97	120	3050	GTOMO15250GF00_____
30 "	90 x 58	160	4800	GTOMM05300GE00_____	90 x 97	120	3580	GTOMO15300GF00_____
40 "	90 x 97	100	3780	GTOMM05400GF00_____	90 x 97	120	4770	GTOMO15400GF00_____
50 "	90 x 97	100	4790	GTOMM05500GF00_____				
60 "	90 x 97	100	5800	GTOMM05600GF00_____				

* AC voltage: $f \leq 1000 \text{ Hz}$; $1.4 \times U_{rms} + UDC \leq U_r$

Ionisation inception level in isolated cases may be lower than admissible rated AC voltage.

Part number completion:

Tolerance: 20 % = M
 10 % = K
 5 % = J
 Packing: bulk = S
 Pin length: none = 00

Rights reserved to amend design data without prior notification.

Continuation page 117

Continuation

General Data

Capacitance	1200 VDC/500 VAC*				1500 VDC/550 VAC*			
	D x L mm	du/dt V/μsec	I _{max.} A	Part number	D x L mm	du/dt V/μsec	I _{max.} A	Part number
1 μF					60 x 49	400	420	GTOMS04100GA00
1.5 "					60 x 49	400	590	GTOMS04150GA00
2 "					60 x 49	400	820	GTOMS04200GA00
2.5 "	60 x 49	300	770	GTOMQ04250GA00	60 x 49	400	1010	GTOMS04250GA00
3 "	60 x 49	300	950	GTOMQ04300GA00	60 x 49	400	1220	GTOMS04300GA00
3.5 "	60 x 49	300	1070	GTOMQ04350GA00	60 x 49	400	1400	GTOMS04350GA00
4 "	60 x 49	300	1230	GTOMQ04400GA00	70 x 49	400	1630	GTOMS04400GB00
4.5 "	60 x 49	300	1380	GTOMQ04450GA00	70 x 49	400	1800	GTOMS04450GB00
5 "	60 x 49	300	1570	GTOMQ04500GA00	70 x 49	400	2010	GTOMS04500GB00
6 "	70 x 49	300	1840	GTOMQ04600GB00	80 x 49	400	2390	GTOMS04600GC00
8 "	70 x 49	300	2470	GTOMQ04800GB00	90 x 49	400	3210	GTOMS04800GD00
10 μF	80 x 49	300	3080	GTOMQ05100GC00	90 x 58	320	3210	GTOMS05100GE00
15 "	90 x 58	230	3550	GTOMQ05150GE00	90 x 97	180	2690	GTOMS05150GF00
20 "	90 x 97	130	2690	GTOMQ05200GF00	90 x 97	180	3600	GTOMS05200GF00
25 "	90 x 97	130	3370	GTOMQ05250GF00				
30 "	90 x 97	130	4110	GTOMQ05300GF00				

Capacitance	2000 VDC/600 VAC*			
	D x L mm	du/dt V/μsec	I _{max.} A	Part number
1 μF	60 x 49	500	500	GTOMU04100GA00
1.5 "	60 x 49	500	750	GTOMU04150GA00
2 "	70 x 49	500	1000	GTOMU04200GB00
2.5 "	70 x 49	500	1250	GTOMU04250GB00
3 "	80 x 49	500	1500	GTOMU04300GC00
3.5 "	80 x 49	500	1750	GTOMU04350GC00
4 "	90 x 49	500	2000	GTOMU04400GD00
4.5 "	90 x 49	500	2250	GTOMU04450GD00
5 "	90 x 58	500	2500	GTOMU04500GE00
6 "	90 x 58	450	2700	GTOMU04600GE00
8 "	90 x 97	400	3200	GTOMU04800GF00
10 μF	90 x 97	300	3000	GTOMU05100GF00



D	L	L1	M
60	49	55	M6
70	49	55	M6
80	49	55	M8
90	49	55	M8
90	58	64	M8
90	97	103	M8

* AC voltage: $f \leq 1000 \text{ Hz}$; $1.4 \times U_{\text{rms}} + \text{UDC} \leq U_r$

Ionisation inception level in isolated cases may be lower than admissible rated AC voltage.

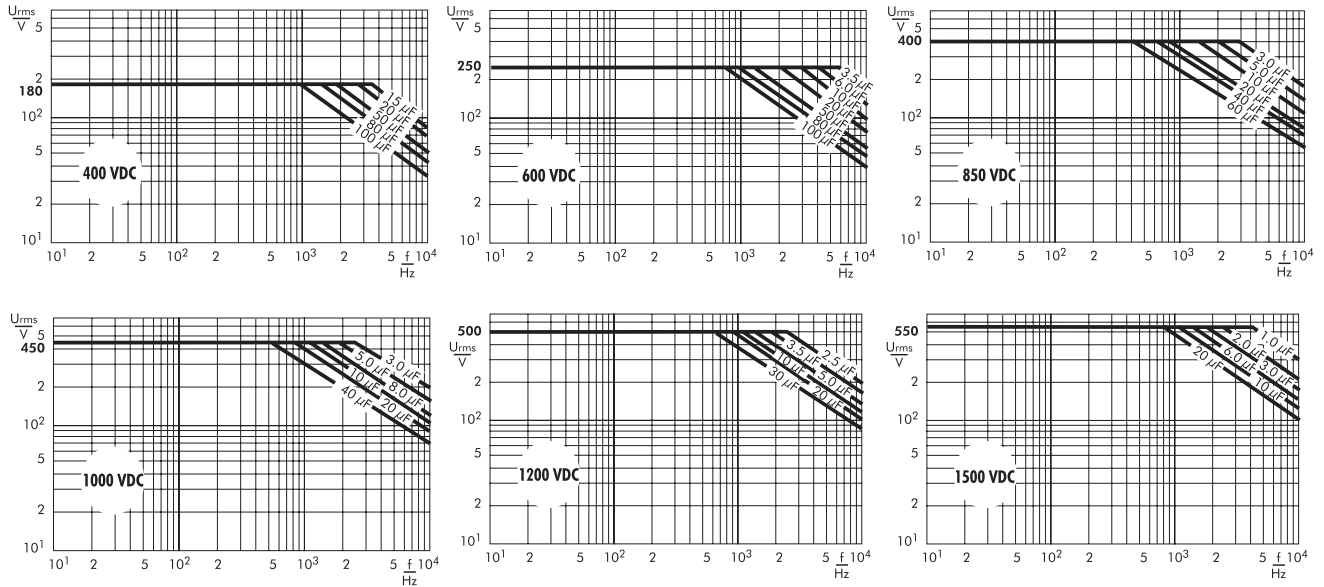
Part number completion:	
Tolerance:	20 % = M
	10 % = K
	5 % = J
Packing:	bulk = S
Pin length:	none = 00

Rights reserved to amend design data without prior notification.

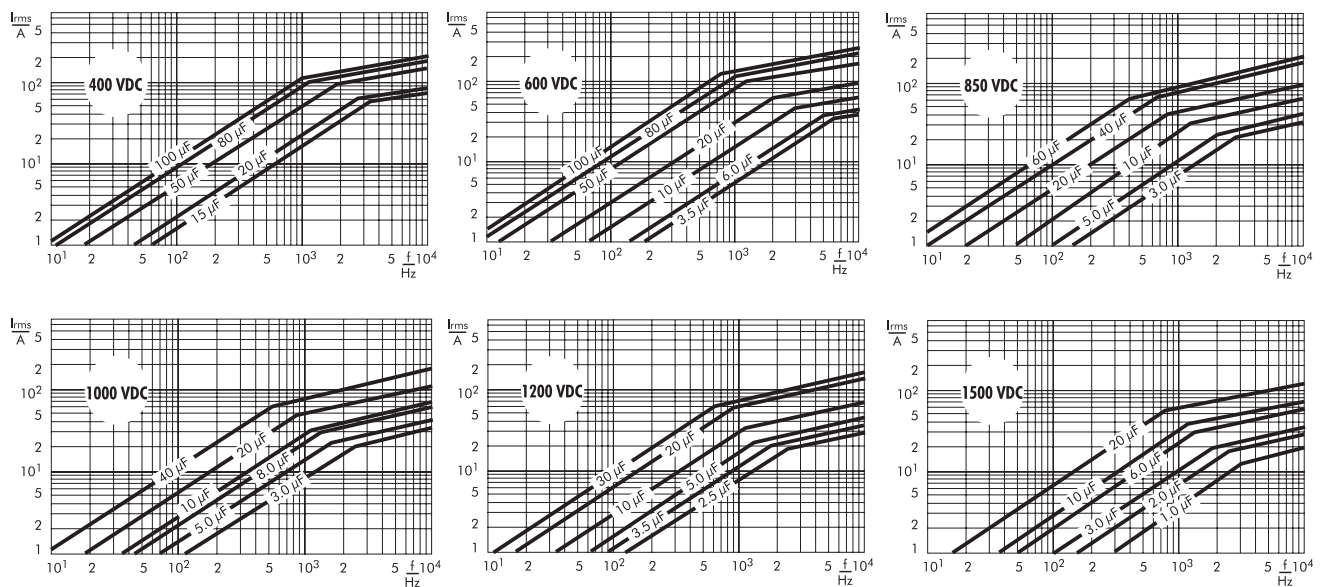
Continuation page 118

Continuation

Permissible AC voltage in relation to frequency at 20° C internal temperature rise (general guide).



Permissible AC current in relation to frequency at 20° C internal temperature rise (general guide).





A WIMA part number consists of 18 digits and is composed as follows:

- Field 1 - 4: Type description
- Field 5 - 6: Rated voltage
- Field 7 - 10: Capacitance
- Field 11 - 12: Size and PCM
- Field 13 - 14: Version code (e.g. Snubber versions)
- Field 15: Capacitance tolerance
- Field 16: Packing
- Field 17 - 18: Pin length (untaped)

1	2	3	4	5	6	7	8	9	10	11	12	13	14	15	16	17	18
M	K	S	2	C	0	2	1	0	0	1	A	0	0	M	S	S	D
MKS 2				63 VDC		0.01 µF			2.5x6.5x7.2		-		20%	bulk	6 -2		

<p>Type description:</p> <p>SMD-PET = SMDT SMD-PEN = SMDN SMD-PPS = SMDI FKP 02 = FKPO MKS 02 = MKS0 FKS 2 = FKS2 FKP 2 = FKP2 FKS 3 = FKS3 FKP 3 = FKP 3 MKS 2 = MKS2 MKP 2 = MKP2 MKS 4 = MKS4 MKP 4C = MKPC MKP 4 = MKP4 MKP 10 = MKP1 FKP 1 = FKP1 MKP-X2 = MKX2 MKP-X1 R = MKX1 MKP-Y2 = MKY2 MP 3-X2 = MPX2 MP 3-X1 = MPX1 MP 3-Y2 = MPY2 MP 3R-Y2 = MPRY MKP 4F = MKPF Snubber MKP = SNMP Snubber FKP = SNFP GTO MKP = GTOM DC-LINK MKP 3 = DCP3 DC-LINK MKP 4 = DCP4 DC-LINK MKP 4S = DCP5 DC-LINK MKP 5 = DCP5 DC-LINK MKP 6 = DCP6 DC-LINK HC = DCHC DC-LINK HY = DCHY</p>	<p>Rated voltage:</p> <p>50 VDC = B0 63 VDC = C0 100 VDC = D0 250 VDC = F0 400 VDC = G0 450 VDC = H0 520 VDC = H2 600 VDC = I0 630 VDC = J0 700 VDC = K0 800 VDC = L0 850 VDC = M0 900 VDC = N0 1000 VDC = O1 1100 VDC = P0 1200 VDC = Q0 1250 VDC = R0 1500 VDC = S0 1600 VDC = T0 2000 VDC = U0 2500 VDC = V0 3000 VDC = W0 4000 VDC = X0 6000 VDC = Y0 250 VAC = 0W 275 VAC = 1W 300 VAC = 2W 305 VAC = AW 350 VAC = BW 440 VAC = 4W 500 VAC = 5W ...</p>	<p>Capacitance:</p> <p>22 pF = 0022 47 pF = 0047 100 pF = 0100 150 pF = 0150 220 pF = 0220 330 pF = 0330 470 pF = 0470 680 pF = 0680 1000 pF = 1100 1500 pF = 1150 2200 pF = 1220 3300 pF = 1330 4700 pF = 1470 6800 pF = 1680 0.01 µF = 2100 0.022 µF = 2220 0.047 µF = 2470 0.1 µF = 3100 0.22 µF = 3220 0.47 µF = 3470 1 µF = 4100 2.2 µF = 4220 4.7 µF = 4470 10 µF = 5100 22 µF = 5220 47 µF = 5470 100 µF = 6100 220 µF = 6220 1000 µF = 7100 1500 µF = 7150 ...</p>	<p>Size:</p> <p>4.8x3.3x3 Size 1812 = KA 4.8x3.3x4 Size 1812 = KB 5.7x5.1x3.5 Size 2220 = QA 5.7x5.1x4.5 Size 2220 = QB 7.2x6.1x3 Size 2824 = TA 7.2x6.1x5 Size 2824 = TB 10.2x7.6x5 Size 4030 = VA 12.7x10.2x6 Size 5040 = XA 15.3x13.7x7 Size 6054 = YA 2.5x7x4.6 PCM 2.5 = 0B 3x7.5x4.6 PCM 2.5 = 0C 2.5x6.5x7.2 PCM 5 = 1A 3x7.5x7.2 PCM 5 = 1B 2.5x7x10 PCM 7.5 = 2A 3x8.5x10 PCM 7.5 = 2B 3x9x13 PCM 10 = 3A 4x9x13 PCM 10 = 3C 5x11x18 PCM 15 = 4B 6x12.5x18 PCM 15 = 4C 5x14x26.5 PCM 22.5 = 5A 6x15x26.5 PCM 22.5 = 5B 9x19x31.5 PCM 27.5 = 6A 11x21x31.5 PCM 27.5 = 6B 9x19x41.5 PCM 37.5 = 7A 11x22x41.5 PCM 37.5 = 7B 19x31x56 PCM 48.5 = 8D 25x45x57 PCM 52.5 = 9D ...</p> <p>Version code:</p> <p>Standard = 00 Version A1 = 1A Version A1.1.1 = 1B Version A2 = 2A ...</p>	<p>Tolerance:</p> <p>±20% = M ±10% = K ±5% = J ±2.5% = H ±1% = E ...</p> <p>Packing:</p> <p>AMMO H16.5 340x340 = A AMMO H16.5 490x370 = B AMMO H18.5 340x340 = C AMMO H18.5 490x370 = D REEL H16.5 360 = F REEL H16.5 500 = H REEL H18.5 360 = I REEL H18.5 500 = J ROLL H16.5 = N ROLL H18.5 = O BLISTER W12 180 = P BLISTER W12 330 = Q BLISTER W16 330 = R BLISTER W24 330 = T Bulk/TPS Standard = S ...</p> <p>Pin length (untaped)</p> <p>3.5 ±0.5 = C9 6 -2 = SD 16 ±1 = P1 ...</p> <p>Pin length (taped)</p> <p>none = 00</p>
--	--	---	--	---

The data on this page is not complete and serves only to explain the part number system. Part number information is listed on the pages of the respective WIMA range.

Компания «Океан Электроники» предлагает заключение долгосрочных отношений при поставках импортных электронных компонентов на взаимовыгодных условиях!

Наши преимущества:

- Поставка оригинальных импортных электронных компонентов напрямую с производств Америки, Европы и Азии, а так же с крупнейших складов мира;
- Широкая линейка поставок активных и пассивных импортных электронных компонентов (более 30 млн. наименований);
- Поставка сложных, дефицитных, либо снятых с производства позиций;
- Оперативные сроки поставки под заказ (от 5 рабочих дней);
- Экспресс доставка в любую точку России;
- Помощь Конструкторского Отдела и консультации квалифицированных инженеров;
- Техническая поддержка проекта, помощь в подборе аналогов, поставка прототипов;
- Поставка электронных компонентов под контролем ВП;
- Система менеджмента качества сертифицирована по Международному стандарту ISO 9001;
- При необходимости вся продукция военного и аэрокосмического назначения проходит испытания и сертификацию в лаборатории (по согласованию с заказчиком);
- Поставка специализированных компонентов военного и аэрокосмического уровня качества (Xilinx, Altera, Analog Devices, Intersil, Interpoint, Microsemi, Actel, Aeroflex, Peregrine, VPT, Syfer, Eurofarad, Texas Instruments, MS Kennedy, Miteq, Cobham, E2V, MA-COM, Hittite, Mini-Circuits, General Dynamics и др.);

Компания «Океан Электроники» является официальным дистрибьютором и эксклюзивным представителем в России одного из крупнейших производителей разъемов военного и аэрокосмического назначения «JONHON», а так же официальным дистрибьютором и эксклюзивным представителем в России производителя высокотехнологичных и надежных решений для передачи СВЧ сигналов «FORSTAR».



JONHON

«JONHON» (основан в 1970 г.)

Разъемы специального, военного и аэрокосмического назначения:

(Применяются в военной, авиационной, аэрокосмической, морской, железнодорожной, горно- и нефтедобывающей отраслях промышленности)

«FORSTAR» (основан в 1998 г.)

ВЧ соединители, коаксиальные кабели, кабельные сборки и микроволновые компоненты:

(Применяются в телекоммуникациях гражданского и специального назначения, в средствах связи, РЛС, а так же военной, авиационной и аэрокосмической отраслях промышленности).



Телефон: 8 (812) 309-75-97 (многоканальный)

Факс: 8 (812) 320-03-32

Электронная почта: ocean@oceanchips.ru

Web: <http://oceanchips.ru/>

Адрес: 198099, г. Санкт-Петербург, ул. Калинина, д. 2, корп. 4, лит. А