

**Description:** 2.4-2.5GHz PCB Antenna with coax feed

**Series:** Internal PCB

**PART NUMBER:** W3525BXXX



### Features:

- 2400-2500 MHz
- Size: 10.7 x 47.7 x 0.8 mm
- Gain 1.5dBi
- Radiation pattern Omni
- Cable length, see page 2
- Connector U.FL compatible
- RoHS Compliant

### Applications:

- 2.4GHz ISM band radios
- WiFi, Bluetooth, BLE, ZigBee
- Devices requiring internal antenna
- Security, IoT, Monitoring, Industrial applications

All dimensions are in mm / inches

Issue: 2003

In the effort to improve our products, we reserve the right to make changes judged to be necessary.

CONFIDENTIAL AND PROPRIETARY INFORMATION

This document contains confidential and proprietary information of Pulse Electronics, Inc. (Pulse) and is protected by copyright, trade secret and other state and federal laws. Its receipt or possession does not convey any rights to reproduce, disclose its contents, or to manufacture, use or sell anything it may describe. Reproduction, disclosure or use without specific written authorization of Pulse is strictly forbidden.

For more information:

Pulse Worldwide Headquarters  
15255 Innovation Drive #100  
San Diego, CA 92128  
USA  
Tel: 1-858-674-8100

Pulse/Larsen Antennas  
18110 SE 34<sup>th</sup> St Bldg 2 Suite 250  
Vancouver, WA 98683  
USA  
Tel: 1-360-944-7551

Europe Headquarters  
Pulse GmbH & Do, KG  
Zeppelinstrasse 15  
Herrenberg, Germany  
Tel: 49 7032 7806 0

Pulse (Suzhou) Wireless Products Co, Inc.  
99 Huo Ju Road(#29 Bldg, 4<sup>th</sup> Phase  
Suzhou New District  
Jiangsu Province, Suzhou 215009 PR China  
Tel: 86 512 6807 9998



**Description:** 2.4-2.5GHz PCB Antenna with coax feed

**Series:** Internal PCB

**PART NUMBER:** W3525BXXX

**This document covers all product variants of the following product family**

Part Number	Cable Length	Adhesive Tape	Cable type	Connector type	Frequency	Max Gain
W3525B039	3.9" / 100 mm	N.A.	Ø1.13mm Coax Cable, Gray color	I-PEX MHF or euivalent, Compatible with U.FL	2.4 GHz	2 dBi
W3525B052	5.2" / 132.1 mm	N.A.				
W3525B100	10" / 254 mm	N.A.				
W3525B039T	3.9" / 100 mm	3M 467 (T=0.05mm)				
W3525B0150T	150 mm	3M 467 (T=0.05mm)				
W3525B0250	250 mm	N.A.				

Issue: 2003

In the effort to improve our products, we reserve the right to make changes judged to be necessary.

CONFIDENTIAL AND PROPRIETARY INFORMATION

This document contains confidential and proprietary information of Pulse Electronics, Inc. (Pulse) and is protected by copyright, trade secret and other state and federal laws. Its receipt or possession does not convey any rights to reproduce, disclose its contents, or to manufacture, use or sell anything it may describe. Reproduction, disclosure or use without specific written authorization of Pulse is strictly forbidden.

For more information:

Pulse Worldwide Headquarters  
 15255 Innovation Drive #100  
 San Diego, CA 92128  
 USA  
 Tel: 1-858-674-8100

Pulse/Larsen Antennas  
 18110 SE 34<sup>th</sup> St Bldg 2 Suite 250  
 Vancouver, WA 98683  
 USA  
 Tel: 1-360-944-7551

Europe Headquarters  
 Pulse GmbH & Do, KG  
 Zeppelinstrasse 15  
 Herrenberg, Germany  
 Tel: 49 7032 7806 0

Pulse (Suzhou) Wireless Products Co, Inc.  
 99 Huo Ju Road(#29 Bldg,4<sup>th</sup> Phase  
 Suzhou New District  
 Jiangsu Province, Suzhou 215009 PR China  
 Tel: 86 512 6807 9998



**Description:** 2.4-2.5GHz PCB Antenna with coax feed**PART NUMBER:** W3525BXXX**Series:** Internal PCB**ELECTRICAL SPECIFICATIONS**

Antenna Type	Dipole PCB+Cable
Frequency	2400-2500MHz
Nominal Impedance	50 $\Omega$
VSWR	2.5:1
Radiation Pattern	Omni
Gain	1.5dBi
Efficiency	55%
Polarization	Vertical
Power Withstanding	1W

**MECHANICAL SPECIFICATIONS**

Overall Length	10.7x47.7x0.8mm
Antenna Material	PCB
Connector type	I-PEX or equivalent
Cable type	MI-113 Gray

**ENVIRONMENTAL SPECIFICATIONS**

Operating Temperature	-40° C~+85 ° C
Storage Temperature	-40° C~+85 ° C
RoHS Compliant	Yes

**OTHER SPECIFICATIONS**

Issue: 2003

In the effort to improve our products, we reserve the right to make changes judged to be necessary.

CONFIDENTIAL AND PROPRIETARY INFORMATION

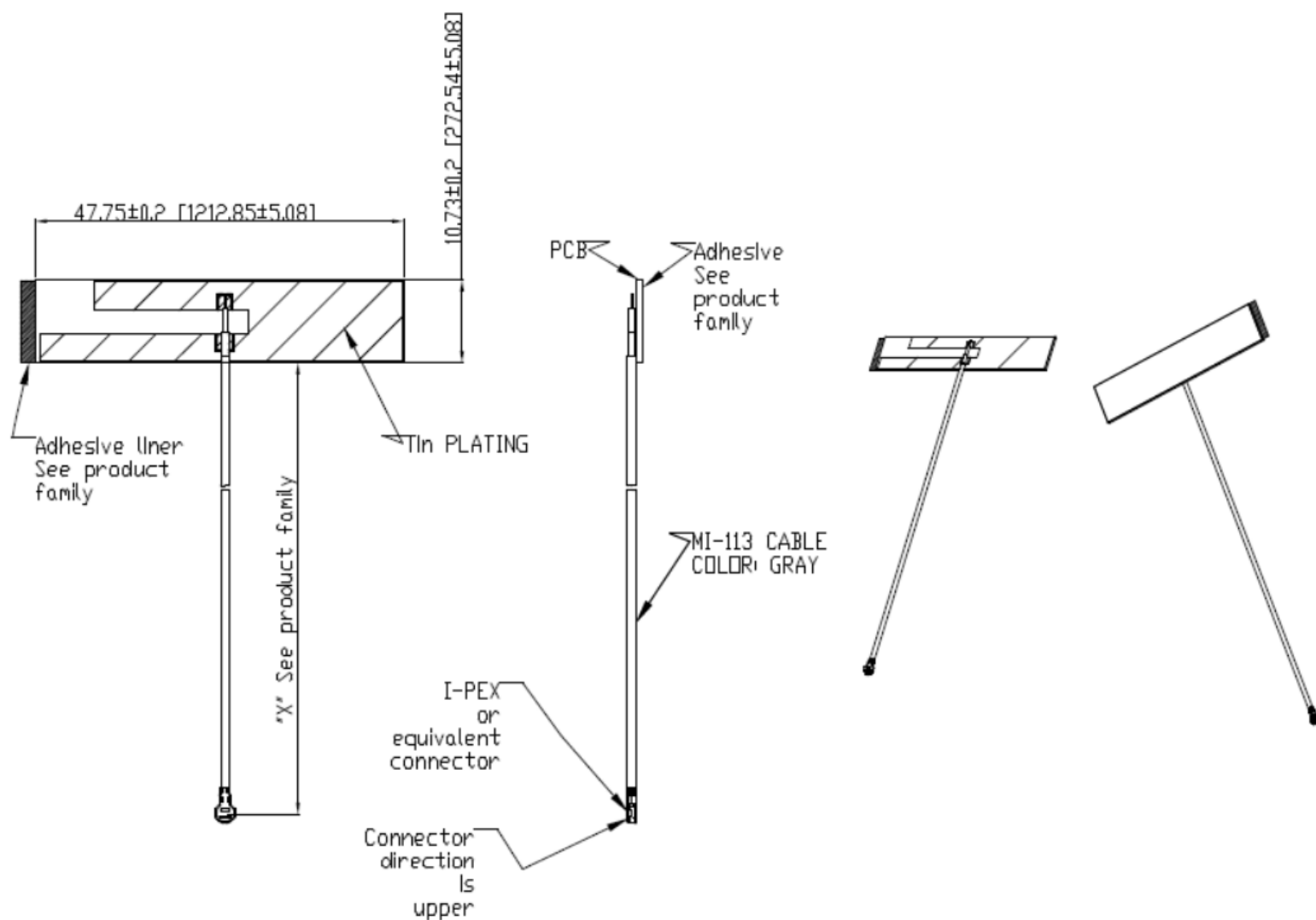
This document contains confidential and proprietary information of Pulse Electronics, Inc. (Pulse) and is protected by copyright, trade secret and other state and federal laws. Its receipt or possession does not convey any rights to reproduce, disclose its contents, or to manufacture, use or sell anything it may describe. Reproduction, disclosure or use without specific written authorization of Pulse is strictly forbidden.

**Description:** 2.4-2.5GHz PCB Antenna with coax feed

**Series:** Internal PCB

**PART NUMBER:** W3525BXXX

## MECHANICAL DRAWING



Part Number	Frequency(GHz)	Max Gain(dBi)	Impedance(ohm)	PWB Length(in/mm)	Cable Length(in/mm)	Adhesive Tape
W3525B039	2.4	2	50	1.87/47.7	3.9/100	N/A
W3525B052	2.4	2	50	1.87/47.7	5.2/132.1	N/A
W3525B100	2.4	2	50	1.87/47.7	10/254	N/A
W3525B039T	2.4	2	50	1.87/47.7	3.9/100	Required

Dimension unit: mm/inch

Issue: 2003

In the effort to improve our products, we reserve the right to make changes judged to be necessary.

CONFIDENTIAL AND PROPRIETARY INFORMATION


This document contains confidential and proprietary information of Pulse Electronics, Inc. (Pulse) and is protected by copyright, trade secret and other state and federal laws. Its receipt or possession does not convey any rights to reproduce, disclose its contents, or to manufacture, use or sell anything it may describe. Reproduction, disclosure or use without specific written authorization of Pulse is strictly forbidden.

**Description:** 2.4-2.5GHz PCB Antenna with coax feed

**PART NUMBER:** W3525BXXX

**Series:** Internal PCB

## TEST SETUP



Issue: 2003

In the effort to improve our products, we reserve the right to make changes judged to be necessary.

CONFIDENTIAL AND PROPRIETARY INFORMATION

This document contains confidential and proprietary information of Pulse Electronics, Inc. (Pulse) and is protected by copyright, trade secret and other state and federal laws. Its receipt or possession does not convey any rights to reproduce, disclose its contents, or to manufacture, use or sell anything it may describe. Reproduction, disclosure or use without specific written authorization of Pulse is strictly forbidden.

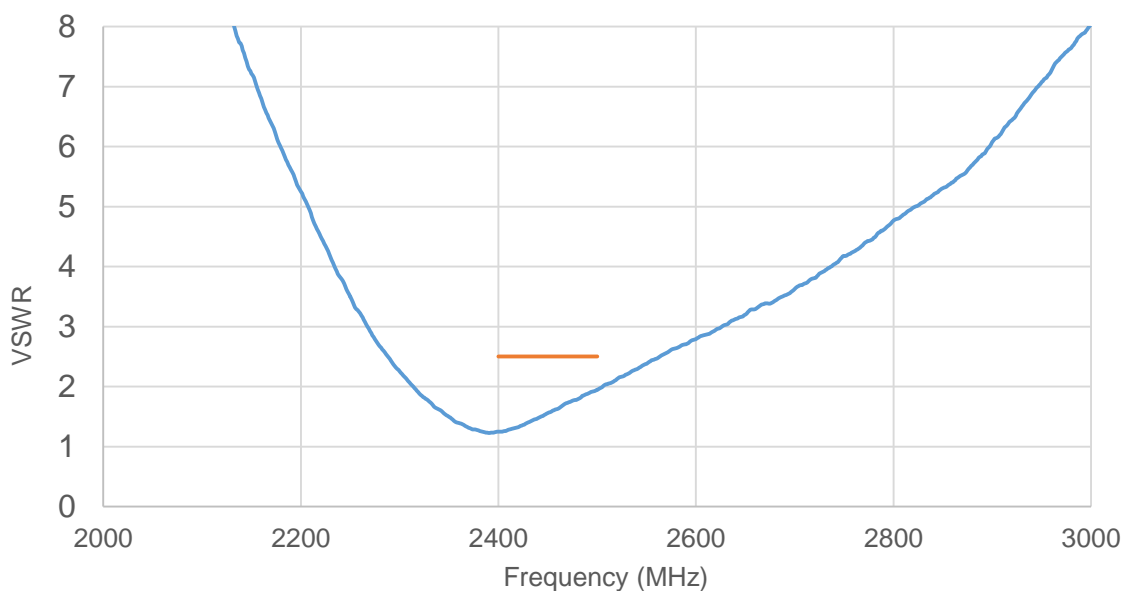
**Description:** 2.4-2.5GHz PCB Antenna with coax feed

**PART NUMBER:** W3525BXXX

**Series:** Internal PCB

## CHARTS

### VSWR



Issue: 2003

In the effort to improve our products, we reserve the right to make changes judged to be necessary.

CONFIDENTIAL AND PROPRIETARY INFORMATION

This document contains confidential and proprietary information of Pulse Electronics, Inc. (Pulse) and is protected by copyright, trade secret and other state and federal laws. Its receipt or possession does not convey any rights to reproduce, disclose its contents, or to manufacture, use or sell anything it may describe. Reproduction, disclosure or use without specific written authorization of Pulse is strictly forbidden.

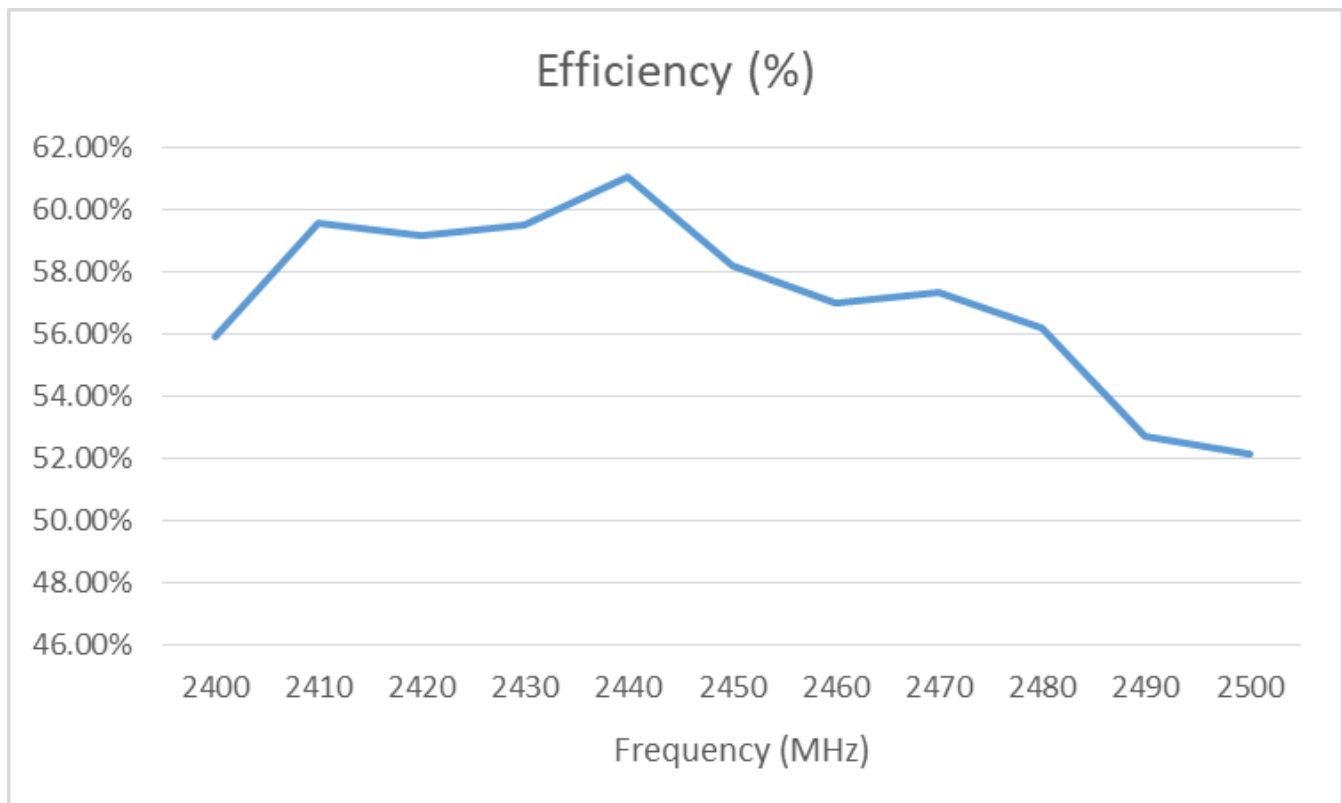
**Description:** 2.4-2.5GHz PCB Antenna with coax feed

**PART NUMBER:** W3525BXXX

**Series:** Internal PCB

## CHARTS

### Efficiency



Issue: 2003

In the effort to improve our products, we reserve the right to make changes judged to be necessary.

CONFIDENTIAL AND PROPRIETARY INFORMATION

This document contains confidential and proprietary information of Pulse Electronics, Inc. (Pulse) and is protected by copyright, trade secret and other state and federal laws. Its receipt or possession does not convey any rights to reproduce, disclose its contents, or to manufacture, use or sell anything it may describe. Reproduction, disclosure or use without specific written authorization of Pulse is strictly forbidden.

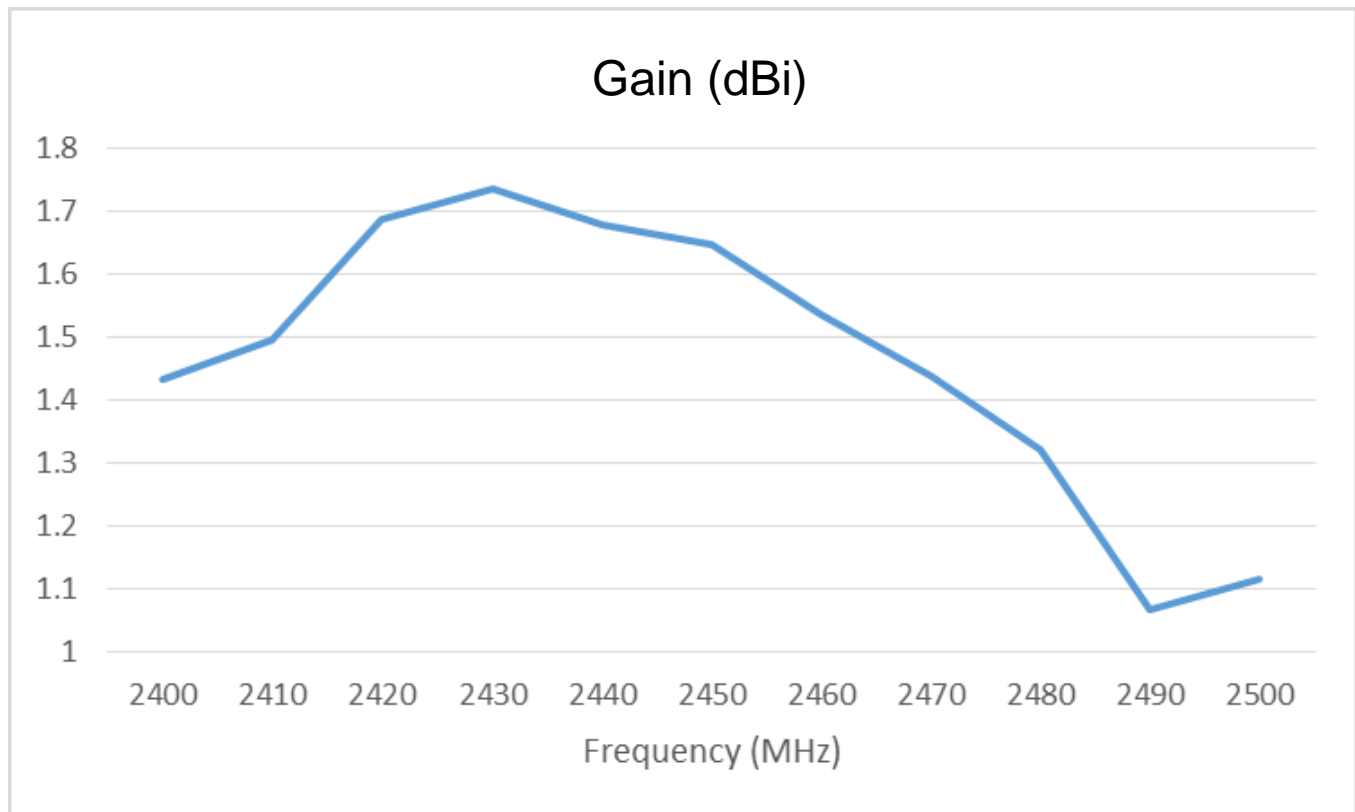
**Description:** 2.4-2.5GHz PCB Antenna with coax feed

**PART NUMBER:** W3525BXXX

**Series:** Internal PCB

## CHARTS

### Gain



Issue: 2003

In the effort to improve our products, we reserve the right to make changes judged to be necessary.

CONFIDENTIAL AND PROPRIETARY INFORMATION

This document contains confidential and proprietary information of Pulse Electronics, Inc. (Pulse) and is protected by copyright, trade secret and other state and federal laws. Its receipt or possession does not convey any rights to reproduce, disclose its contents, or to manufacture, use or sell anything it may describe. Reproduction, disclosure or use without specific written authorization of Pulse is strictly forbidden.




**Description:** 2.4-2.5GHz PCB Antenna with coax feed

**PART NUMBER:** W3525BXXX

**Series:** Internal PCB

## CHARTS

### Free Space Radiation Pattern



Issue: 2003

In the effort to improve our products, we reserve the right to make changes judged to be necessary.

CONFIDENTIAL AND PROPRIETARY INFORMATION

This document contains confidential and proprietary information of Pulse Electronics, Inc. (Pulse) and is protected by copyright, trade secret and other state and federal laws. Its receipt or possession does not convey any rights to reproduce, disclose its contents, or to manufacture, use or sell anything it may describe. Reproduction, disclosure or use without specific written authorization of Pulse is strictly forbidden.

**Description:** 2.4-2.5GHz PCB Antenna with coax feed

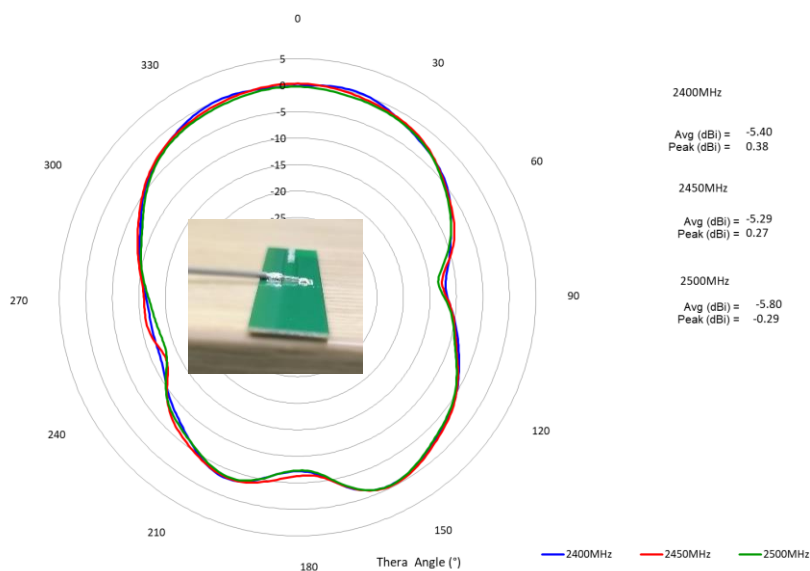
**PART NUMBER:** W3525BXXX

**Series:** Internal PCB

## CHARTS

### Free Space Radiation Pattern

#### XZ Plane



Issue: 2003

In the effort to improve our products, we reserve the right to make changes judged to be necessary.

CONFIDENTIAL AND PROPRIETARY INFORMATION

This document contains confidential and proprietary information of Pulse Electronics, Inc. (Pulse) and is protected by copyright, trade secret and other state and federal laws. Its receipt or possession does not convey any rights to reproduce, disclose its contents, or to manufacture, use or sell anything it may describe. Reproduction, disclosure or use without specific written authorization of Pulse is strictly forbidden.

**Description:** 2.4-2.5GHz PCB Antenna with coax feed

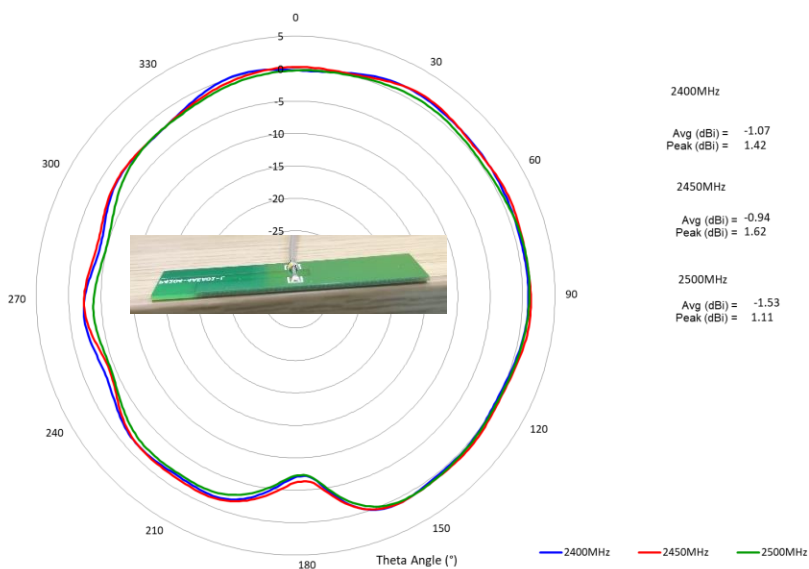
**PART NUMBER:** W3525BXXX

**Series:** Internal PCB

## CHARTS

### Free Space Radiation Pattern

#### YZ Plane



Issue: 2003

In the effort to improve our products, we reserve the right to make changes judged to be necessary.

CONFIDENTIAL AND PROPRIETARY INFORMATION

This document contains confidential and proprietary information of Pulse Electronics, Inc. (Pulse) and is protected by copyright, trade secret and other state and federal laws. Its receipt or possession does not convey any rights to reproduce, disclose its contents, or to manufacture, use or sell anything it may describe. Reproduction, disclosure or use without specific written authorization of Pulse is strictly forbidden.

**Description:** 2.4-2.5GHz PCB Antenna with  
coax feed

**PART NUMBER:** W3525BXXX

**Series:** Internal PCB

## PACKAGING

For W3525B039 and W3525B039T and W3525B052

10pcs antennas packing packed in 1 sealed bag

10pcs sealed bags (total 100pcs antennas) packed in 1 foam bag

12pcs foam bags (total 1200pcs antennas) packed in 1 carton

460x235x140mm

For W3525B100

5pcs antennas packing packed in 1 sealed bag

20pcs sealed bags (total 100pcs antennas) packed in 1 foam bag

12pcs foam bags (total 1200pcs antennas) packed in 1 carton

460x235x140mm

Компания «Океан Электроники» предлагает заключение долгосрочных отношений при поставках импортных электронных компонентов на взаимовыгодных условиях!

Наши преимущества:

- Поставка оригинальных импортных электронных компонентов напрямую с производств Америки, Европы и Азии, а так же с крупнейших складов мира;
- Широкая линейка поставок активных и пассивных импортных электронных компонентов (более 30 млн. наименований);
- Поставка сложных, дефицитных, либо снятых с производства позиций;
- Оперативные сроки поставки под заказ (от 5 рабочих дней);
- Экспресс доставка в любую точку России;
- Помощь Конструкторского Отдела и консультации квалифицированных инженеров;
- Техническая поддержка проекта, помощь в подборе аналогов, поставка прототипов;
- Поставка электронных компонентов под контролем ВП;
- Система менеджмента качества сертифицирована по Международному стандарту ISO 9001;
- При необходимости вся продукция военного и аэрокосмического назначения проходит испытания и сертификацию в лаборатории (по согласованию с заказчиком);
- Поставка специализированных компонентов военного и аэрокосмического уровня качества (Xilinx, Altera, Analog Devices, Intersil, Interpoint, Microsemi, Actel, Aeroflex, Peregrine, VPT, Syfer, Eurofarad, Texas Instruments, MS Kennedy, Miteq, Cobham, E2V, MA-COM, Hittite, Mini-Circuits, General Dynamics и др.);

Компания «Океан Электроники» является официальным дистрибьютором и эксклюзивным представителем в России одного из крупнейших производителей разъемов военного и аэрокосмического назначения «JONHON», а так же официальным дистрибьютором и эксклюзивным представителем в России производителя высокотехнологичных и надежных решений для передачи СВЧ сигналов «FORSTAR».



## JONHON

«JONHON» (основан в 1970 г.)

Разъемы специального, военного и аэрокосмического назначения:

(Применяются в военной, авиационной, аэрокосмической, морской, железнодорожной, горно- и нефтедобывающей отраслях промышленности)

«FORSTAR» (основан в 1998 г.)

ВЧ соединители, коаксиальные кабели,  
кабельные сборки и микроволновые компоненты:

(Применяются в телекоммуникациях гражданского и специального назначения, в средствах связи, РЛС, а так же военной, авиационной и аэрокосмической отраслях промышленности).



Телефон: 8 (812) 309-75-97 (многоканальный)

Факс: 8 (812) 320-03-32

Электронная почта: [ocean@oceanchips.ru](mailto:ocean@oceanchips.ru)

Web: <http://oceanchips.ru/>

Адрес: 198099, г. Санкт-Петербург, ул. Калинина, д. 2, корп. 4, лит. А