


High Power Thin Film Wraparound Chip Resistor



PHP series chip resistors are designed with enlarged backside terminations to reduce the thermal resistance between the topside resistor layer and the solder joint on the end users circuit board.

Actual power handling capability is limited by the end user mounting process. As with any high power chip resistor the ability to remove the generated heat is critical to the overall performance of the device.

FEATURES

- High purity ceramic substrate
- Power rating to 2.5 W
- Resistance range 10 Ω to 30 k Ω
- Resistor tolerance to $\pm 0.1\%$
- TCR to ± 25 ppm/ $^{\circ}\text{C}$
- Flame resistant UL 94 V-0

APPLICATIONS

- Power supplies
- Power switching
- Braking system
- Test and measurement equipment
- Motor deflection circuits

TYPICAL PERFORMANCE

	ABSOLUTE
TCR	25
TOL.	0.1

STANDARD ELECTRICAL SPECIFICATIONS		
TEST	SPECIFICATIONS	CONDITIONS
Material	Nichrome	-
Resistance Range	10 Ω to 30 k Ω	-
TCR: Absolute	25 ppm/ $^{\circ}\text{C}$, 50 ppm/ $^{\circ}\text{C}$ (standard) and, 100 ppm/ $^{\circ}\text{C}$	- 55 $^{\circ}\text{C}$ to + 125 $^{\circ}\text{C}$
Tolerance: Absolute	0.1 %, 0.5 %, 1.0 % and, 5.0 %	+ 25 $^{\circ}\text{C}$
Power Rating: Resistor	1206: 1.0 W, 2512: 2.5 W ⁽¹⁾	Maximum at + 70 $^{\circ}\text{C}$
Stability: Absolute	ΔR 0.1 %	2000 h at + 70 $^{\circ}\text{C}$
Stability: Ratio	Not applicable	-
Voltage Coefficient	< 0.1 ppm/V	-
Working Voltage	1206: 100 V, 2512: 200 V	-
Operating Temperature Range	- 55 $^{\circ}\text{C}$ to + 125 $^{\circ}\text{C}$	-
Storage Temperature Range	- 55 $^{\circ}\text{C}$ to + 150 $^{\circ}\text{C}$	-
Noise	< - 30 dB	-
Shelf Life Stability: Absolute	$\pm 0.01\%$	1 year at + 25 $^{\circ}\text{C}$

COMPONENT RATINGS			
CASE SIZE	POWER RATING (mW)	WORKING VOLTAGE (V)	RESISTANCE RANGE (Ω)
1206	1000 ⁽¹⁾	100	10 to 30K
2512	2500 ⁽¹⁾	200	10 to 30K

Note

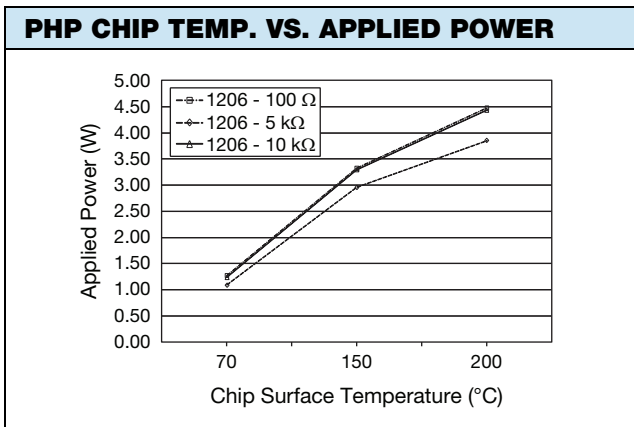
⁽¹⁾ Dependent on component mounting by user

ENVIRONMENTAL TESTS (Vishay Performance vs. MIL-PRF-55342 Requirements)		
ENVIRONMENTAL TEST	LIMITS MIL-PRF-55342 CHARACTERISTIC "E"	TYPICAL VISHAY PERFORMANCE
Resistance Temperature Characteristic	± 25 ppm/ $^{\circ}\text{C}$	± 15 ppm/ $^{\circ}\text{C}$
Maximum Ambient Temperature at Rated Wattage	+ 70 $^{\circ}\text{C}$	+ 70 $^{\circ}\text{C}$
Maximum Ambient Temperature at Power Derating	+ 150 $^{\circ}\text{C}$	+ 150 $^{\circ}\text{C}$
Thermal Shock	$\pm 0.1\%$	$\pm 0.04\%$
Low Temperature Operation	$\pm 0.1\%$	$\pm 0.001\%$
Short Time Overload	$\pm 0.1\%$	$\pm 0.003\%$
High Temperature Exposure	$\pm 0.1\%$	$\pm 0.030\%$
Resistance to Soldering Heat	$\pm 0.2\%$	$\pm 0.007\%$
Moisture Resistance	$\pm 0.2\%$	$\pm 0.002\%$
Life at + 70 $^{\circ}\text{C}$ for 2000 h	$\pm 0.5\%$	$\pm 0.100\%$

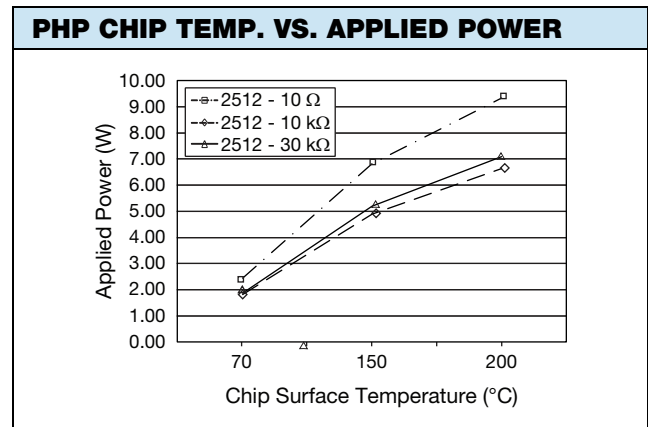
DIMENSIONS in inches					
CASE SIZE	LENGTH	WIDTH W (± 0.005)	THICKNESS MIN./MAX.	TOP PAD D (± 0.005)	BOTTOM PAD E (± 0.005)
1206	0.126 \pm 0.008	0.063	0.015/0.033	0.020 + 0.005/- 0.010	0.040
2512	0.259 + 0.009/- 0.015	0.124	0.015/0.033	0.02	0.050

LAND PATTERN DIMENSIONS in inches	
<p>PHP Land Pattern for 1206 Case Size</p>	<p>PHP Land Pattern for 2512 Case Size</p>

STANDARD MATERIAL SPECIFICATIONS	
Resistive Element	Nichrome
Substrate Material	Alumina (Al ₂ O ₃)
Terminations (Tin/Lead)	Tin/lead solder over nickel barrier
Terminations (Lead (Pb)-free)	Tin/silver/copper (Sn96.5Ag3.0Cu0.5) solder over nickel barrier


Notes

- Chip surface temperature measured using FLIR A40 thermal imaging system with an approximate test card surface temperature of 25 °C.
- Thermal imaging was conducted under ambient conditions resulting in a steady state test card surface temperature of 85 °C over the full range of power levels.
- Thermal imaging and load life testing was conducted mounting one device to 2" x 3" test cards with 2.5 mil copper plating on both surfaces. Thermal vias on 120 mil centers were utilized for heat transfer between surfaces of the test card.


Notes

- Chip surface temperature measured using FLIR A40 thermal imaging system with an approximate test card surface temperature of 25 °C.

Case Size	2512	2512	2512
Resistance Value	Up to 10 Ω	Up to 10 kΩ	Up to 30 kΩ
Temperature	Power (W)		
70	2.44	1.81	1.87
150	6.82	4.89	5.19
200	9.33	6.63	7.09



GLOBAL PART NUMBER INFORMATION																
P	H	P	0	1	2	0	6	E	1	0	0	2	B	B	T	1
GLOBAL MODEL	SUBSTRATE	CASE SIZE	TCR	RESISTANCE	TOLERANCE	TERMINATION	PACKAGING									
PHP	0 = Alumina	1206 2512	E = ± 25 ppm/°C H = ± 50 ppm/°C K = ± 100 ppm/°C	The first 3 digits are significant figures and the last digit specifies the number of zeros to follow. "R" designates the decimal point. Example: 10R0 = 10 Ω 1000 = 100 Ω 1001 = 1 kΩ	B = ± 0.1 % D = ± 0.5 % F = ± 1.0 % G = ± 2.0 % J = ± 5.0 %	B = Wraparound Sn/Pb solder w/nickel barrier S = Wraparound lead (Pb)-free solder SAC-305 RoHS compliant - e1	BS = BULK 100 min., 1 mult WS = WAFFLE 100 min., 1 mult WI = WAFFLE (item single lot date code) 100 min., 1 mult TAPE AND REEL T1 = 1000 min., 1000 mult T5 = 500 min., 500 mult TF = Full reel TS = 100 min., 1 mult TI = 100 min., 1 mult (item single lot date code) TP = 100 min., 1 mult (package unit single lot date)									



Disclaimer

ALL PRODUCT, PRODUCT SPECIFICATIONS AND DATA ARE SUBJECT TO CHANGE WITHOUT NOTICE TO IMPROVE RELIABILITY, FUNCTION OR DESIGN OR OTHERWISE.

Vishay Intertechnology, Inc., its affiliates, agents, and employees, and all persons acting on its or their behalf (collectively, "Vishay"), disclaim any and all liability for any errors, inaccuracies or incompleteness contained in any datasheet or in any other disclosure relating to any product.

Vishay makes no warranty, representation or guarantee regarding the suitability of the products for any particular purpose or the continuing production of any product. To the maximum extent permitted by applicable law, Vishay disclaims (i) any and all liability arising out of the application or use of any product, (ii) any and all liability, including without limitation special, consequential or incidental damages, and (iii) any and all implied warranties, including warranties of fitness for particular purpose, non-infringement and merchantability.

Statements regarding the suitability of products for certain types of applications are based on Vishay's knowledge of typical requirements that are often placed on Vishay products in generic applications. Such statements are not binding statements about the suitability of products for a particular application. It is the customer's responsibility to validate that a particular product with the properties described in the product specification is suitable for use in a particular application. Parameters provided in datasheets and/or specifications may vary in different applications and performance may vary over time. All operating parameters, including typical parameters, must be validated for each customer application by the customer's technical experts. Product specifications do not expand or otherwise modify Vishay's terms and conditions of purchase, including but not limited to the warranty expressed therein.

Except as expressly indicated in writing, Vishay products are not designed for use in medical, life-saving, or life-sustaining applications or for any other application in which the failure of the Vishay product could result in personal injury or death. Customers using or selling Vishay products not expressly indicated for use in such applications do so at their own risk. Please contact authorized Vishay personnel to obtain written terms and conditions regarding products designed for such applications.

No license, express or implied, by estoppel or otherwise, to any intellectual property rights is granted by this document or by any conduct of Vishay. Product names and markings noted herein may be trademarks of their respective owners.

Material Category Policy

Vishay Intertechnology, Inc. hereby certifies that all its products that are identified as RoHS-Compliant fulfill the definitions and restrictions defined under Directive 2011/65/EU of The European Parliament and of the Council of June 8, 2011 on the restriction of the use of certain hazardous substances in electrical and electronic equipment (EEE) - recast, unless otherwise specified as non-compliant.

Please note that some Vishay documentation may still make reference to RoHS Directive 2002/95/EC. We confirm that all the products identified as being compliant to Directive 2002/95/EC conform to Directive 2011/65/EU.

Vishay Intertechnology, Inc. hereby certifies that all its products that are identified as Halogen-Free follow Halogen-Free requirements as per JEDEC JS709A standards. Please note that some Vishay documentation may still make reference to the IEC 61249-2-21 definition. We confirm that all the products identified as being compliant to IEC 61249-2-21 conform to JEDEC JS709A standards.

Компания «Океан Электроники» предлагает заключение долгосрочных отношений при поставках импортных электронных компонентов на взаимовыгодных условиях!

Наши преимущества:

- Поставка оригинальных импортных электронных компонентов напрямую с производств Америки, Европы и Азии, а так же с крупнейших складов мира;
- Широкая линейка поставок активных и пассивных импортных электронных компонентов (более 30 млн. наименований);
- Поставка сложных, дефицитных, либо снятых с производства позиций;
- Оперативные сроки поставки под заказ (от 5 рабочих дней);
- Экспресс доставка в любую точку России;
- Помощь Конструкторского Отдела и консультации квалифицированных инженеров;
- Техническая поддержка проекта, помощь в подборе аналогов, поставка прототипов;
- Поставка электронных компонентов под контролем ВП;
- Система менеджмента качества сертифицирована по Международному стандарту ISO 9001;
- При необходимости вся продукция военного и аэрокосмического назначения проходит испытания и сертификацию в лаборатории (по согласованию с заказчиком);
- Поставка специализированных компонентов военного и аэрокосмического уровня качества (Xilinx, Altera, Analog Devices, Intersil, Interpoint, Microsemi, Actel, Aeroflex, Peregrine, VPT, Syfer, Eurofarad, Texas Instruments, MS Kennedy, Miteq, Cobham, E2V, MA-COM, Hittite, Mini-Circuits, General Dynamics и др.);

Компания «Океан Электроники» является официальным дистрибьютором и эксклюзивным представителем в России одного из крупнейших производителей разъемов военного и аэрокосмического назначения «JONHON», а так же официальным дистрибьютором и эксклюзивным представителем в России производителя высокотехнологичных и надежных решений для передачи СВЧ сигналов «FORSTAR».



JONHON

«JONHON» (основан в 1970 г.)

Разъемы специального, военного и аэрокосмического назначения:

(Применяются в военной, авиационной, аэрокосмической, морской, железнодорожной, горно- и нефтедобывающей отраслях промышленности)

«FORSTAR» (основан в 1998 г.)

ВЧ соединители, коаксиальные кабели, кабельные сборки и микроволновые компоненты:

(Применяются в телекоммуникациях гражданского и специального назначения, в средствах связи, РЛС, а так же военной, авиационной и аэрокосмической отраслях промышленности).



Телефон: 8 (812) 309-75-97 (многоканальный)

Факс: 8 (812) 320-03-32

Электронная почта: ocean@oceanchips.ru

Web: <http://oceanchips.ru/>

Адрес: 198099, г. Санкт-Петербург, ул. Калинина, д. 2, корп. 4, лит. А