
1 2 3 N 4
L2 L3 N PE
5 6 7 8 PE
11 N PE
12 N PE
13 PE


1 2
3 4 5 N PE
6
PE 8 9
11 N PE
12
13 PE

Weidmüller terminal - SAK-series- are proved in millions of applications for more than 50 years.

Available for the two rail systems TS32 and TS35, the SAK terminals are useable for every application and for all cross-sections. SAK terminals fulfill the requirements of EN 60 947-7-1.





Thermosetting plastic or Thermoplastic

Terminal of thermosetting plastic are normally used in applications where high continuous service temperature and high flammability level are necessary. The Weidmüller thermosetting plastic KRG is very resistant against infection through mould and micro-organisms.

The thermoplastic material Polyamide 66 has very good electrical and mechanical properties upto 100 °C. PA66 is flexible and unsusceptible to fracture, even with low temperatures.
Polyamid 66 has improved fire resistance and is self-extinguishing with flammability level V2 according to UL 94.

Thermosetting plastic

Thermoplastic

Cross-connection systems

40% of all terminals are cross-connected for potential branching.

Weidmüller distinguishes between the following cross-connection units for SAK-series:

- type Q pre-assembled cross-connections
- type QL permanent cross-connections
- type VL removeable cross-connection straps
- type QS removeable cross-connection plugs

Cross-connection systems from the SAK and AKZ series, type Q, QL or VL or other freely accessible live components, must be protected with appropriate covers ADP 1 or 4 or TSK 31.5 as long as they are to be inserted safe from contact.

Approvals

The following approvals apply to SAK terminals:

UL	UL-USA
CSA	CSA-Canada
GOST	GOST-Russia
SEV	SEV-Switzerland
KEMA	KEMA-Netherlands
LR	Lloyds Register of Shipping
GL	Germanischer Lloyd
DNV	Det Norske Veritas

SAK portfolio

- Feed-through terminals
- Protective conductor terminals
- Fuse terminals
- Disconnect-test terminals
- Feed-through terminals with tab, solder, WireWrap and Termi Point connections
- Initiator terminals, Actuator terminals
- Stud terminals

Accessories

An extensive assortment of accessories is available for Weidmüller SAK terminals:

- Partitions
- Cover plates
- Small partitions
- Test plugs
- Test adapters
- Marking material
- Cross-connections and
- Covers

Positioning of end plates or partitions between cross-connections

Operating voltage	Terminal width (in mm)					
	≦ 6	≦ 8	10	12	18	22
125 V ~	AP	–	–	–	–	–
250 V ~	AP	–	–	–	–	–
380 V ~	AP	AP	–	–	–	–
440 V ~	TW	AP	AP	AP	AP	–
500 V ~	TW	TW	AP	AP	AP	–
660 V ~	TW	TW	TW	TW	TW	AP
750 V ~	TW	TW	TW	TW	TW	AP

In PA terminals small partitions (TSch) have to be used up to 380 V.

Feed-through terminals

		SAKD 2.5 N SAKD 2.5/10/35	SAK 2.5/35 SAK 2.5/10/35	SAK 2.5 SAK 2.5/10	SAK 4/35 SAK 4/10/35
Dimensions/approvals		LR	LR	LR DNV	
Width/length/height (mm)	with TS 32	5/32.5/43.5		6/36.5/46.5	6.5/40/51.5
Width/length/height (mm)	with TS 35 x 7.5	5/44/38	6/45/40		6.5/45/44
Insulation stripping length/clamping screw/screwdriver blade		10/M 2.5/3.5 x 0.6	10/M 2.5/3.5 x 0.6	10/M 2.5/3.5 x 0.6	12/M 3/3.5 x 0.6
Rated data according to IEC 60 947-7-1					
Rated voltage/current/cross-section		500 V/24 A/2.5 mm²	800 V/24 A/2.5 mm²	800 V/24 A/2.5 mm² [3]	800 V/32 A/4 mm²
Rated impulse voltage/pollution severity		6 kV/3	8 kV/3	8 kV/3	8 kV/3
Further technical data					
Tightening torque range	Nm	0.4…0.6	0.4…0.6	0.4…0.6	0.5…1.0
Torque setting with electric screwdriver type DMS 2		1	1	1	2
Clampable conductor					
Solid H07V-U	mm²	0.5…4	0.5…6	0.5…6	0.5…6
Stranded H07V-R	mm²	0.5…2.5	0.5…2.5	0.5…2.5	0.5…4
Flexible H07V-K	mm²	0.5…4	0.5…4	0.5…4	0.5…4
Flexible H07V-K and ferrule according to DIN 46 228/1	mm²	0.5…2.5	0.5…2.5/4[3]	0.5…2.5/4[3]	0.5…4
Plug gauge according to 60 947-7-1	Size	A 2	A 3	A 3	A 4
Continuous current of terminal for conductor size		30 A/4 mm²	32 A/4 mm²	32 A/4 mm²	41 A/6 mm²
Continuous current rating of cross-connection 2…5-pole	A	24	32	32	36
Continuous current rating of cross-connection 6…10-pole	A	24			
Rated data according to UL/CSA					
Voltage/current/conductor size	UL	300 V/20 A/28…12 AWG	600 V/20 A/22…12 AWG	600 V/20 A/22…12 AWG	600 V/20 A/22…12 AWG
Voltage/current/conductor size	CSA	300 V/20 A/22…12 AWG	600 V/25 A/26…10 AWG	600 V/25 A/26…10 AWG	600 V/36 A/26…10 AWG
Ordering data	Version	Qty. / Qty.	Cat. No. / Qty.	Cat. No. / Qty.	Cat. No. / Qty.
	KrG		**0380420000** 100	**0279620000** 100	**0443620000** 100
	Blue KrG		**0380470000** 100	**0279670000** 100	**0443670000** 100
	KrS			**0279630000** 100	
	PA	**0215560000** 100 / **0268860000** 100	**0380460000**[1] 100	**0279660000**[1][2] 100	**0443660000**[1] 100
	Blue PA	**0215580000** 100 / **0268880000** 100	**0380480000**[1] 100	**0279680000**[1][2] 100	**0443680000**[1] 100
	Orange PA			**1326360000**[1][2] 100	**1323660000**[1] 100
	Terminal block with marking PA	**0401060000** 10 / **0523160000** 10	**0499460000**[1] 10	**0322560000**[1][2] 10	**0530460000**[1] 10
	Terminal block without marking PA	**0401160000** 10	**0499560000**[1] 10	**0322860000**[1][2] 10	**0530360000**[1] 10
End plate (thickness mm)		Type / Cat. No. / Qty.	Type / Cat. No. / Qty.	Type / Cat. No. / Qty.	Type / Cat. No. / Qty.
	KrG		AP (1.5) **0279520000** 20	AP (1.5) **0279520000** 20	AP (1.5) **0117920000** 20
	Blue KrG		AP (1.5) **0279570000** 20	AP (1.5) **0279570000** 20	AP (1.5) **0117970000** 20
	KrS		AP (1.5) **0279530000** 20	AP (1.5) **0279530000** 20	AP (1.5) **0117930000** 20
	PA	AP (1.5) **0150960000** 20	AP (1.5) **0460560000** 20		AP (1.5) **0117960000** 20
	Blue PA	AP (1.5) **0150980000** 20	AP (1.5) **0460580000** 20		AP (1.5) **0117980000** 20
	PA			AP (1.5) **0279560000** 20	
	Blue PA			AP (1.5) **0279580000** 20	
Partition (thickness mm)					
TW WTW	KrG		TW (2.5) **0302820000** 20	TW (2.5) **0302820000** 20	TW (2.5) **0130120000** 20
	Blue KrG		TW (2.5) **0302870000** 20	TW (2.5) **0302870000** 20	TW (2.5) **0103170000** 20
	KrS		TW (2.5) **0302830000** 20	TW (2.5) **0302830000** 20	TW (2.5) **0130130000** 20
	PA	TW (1.5) **0191860000** 20	TW (1.5) **0302860000** 20	TW (1.5) **0302860000** 20	TW (1.5) **0130160000** 20
	Blue PA	TW (1.5) **0191880000** 20	TW (1.5) **0302880000** 20	TW (1.5) **0302880000** 20	TW (1.5) **0130180000** 20
	HP	TW (1.5) **0307500000** 20	TW (1.0) **0297100000** 20	TW (1.0) **0297100000** 20	TW (1.0) **0197100000** 20
Small partition					
TSch 1			TSch 1 **0319160000** 100	TSch 1 **0319160000** 100	TSch 1 **0319160000** 100
		TSch 3 **0366860000** 100			
Cross-connection					
Q 4	2-pole	Q 2 **0367800000** 50	Q 2 **0337000000** 50	Q 2 **0337000000** 50	Q 2 **0336700000** 50
	3-pole	Q 3 **0367900000** 50	Q 3 **0337100000** 50	Q 3 **0337100000** 50	Q 3 **0336800000** 50
	4-pole	Q 4 **0368000000** 50	Q 4 **0337200000** 50	Q 4 **0337200000** 50	Q 4 **0336900000** 50
	10-pole	Q 10 **0368100000** 20	Q 10 **0368700000** 20	Q 10 **0368700000** 20	Q 10 **0368800000** 20
Cover plates					
			AD 4 **0303400000** 50	AD 4 **0303400000** 50	AD 4 **0285300000** 50
			BSKM3x22 **0128900000** 100	BSKM3x22 **0128900000** 100	BSKM3x22 **0128900000** 100
Switchable cross-connection link					
VL 2 BS VH					VL 2 **0197000000** 100
					VH **0285100000** 50
					BS **0292500000** 100
Marking tags					**Print**
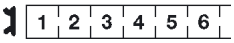	DEK Standard	DEK 5 see "Accessories"	DEK 6 see "Accessories"	DEK 6 see "Accessories"	DEK 6.5 see "Accessories"
Mounting rails, end brackets, further marking material see "Accessories"					

[1]) Contact-proof with ADP 4 cover profile (see section "Accessories")
[2]) Not suitable for SST 3 safety pin
[3]) Cat. No. **0279660000**, **0279680000**, **0380460000** and **0380480000**, 41 A for 6 mm²

Feed-through terminals



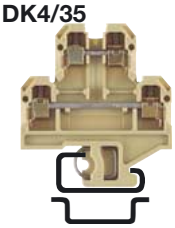

		SAK 4 SAK 4/10	DK 4 Q* DKB4 Q*/10*	DK 4 DK4/35
Dimensions/approvals		LR DNV		
Width/length/height (mm)	with TS 32	6.5/40/51.5	6/54/60	6/54/60
Width/length/height (mm)	with TS 35 x 7.5		6/54/60.5	6/54/60.5
Insulation stripping length/clamping screw/screwdriver blade			9/M 3/3.5 x 0.6	9/M 3/3.5 x 0.6
Rated data according to IEC 60 947-7-1				
Rated voltage/current/cross-section		800 V/32 A/4 mm²	500 V/2 x 32 A/4 mm²	500 V/2 x 32 A/4 mm²
Rated impulse voltage/pollution severity		8 kV/3	6 kV/3	6 kV/3
Further technical data				
Tightening torque range	Nm	0.5…1.0	0.5…1.0	0.5…1.0
Torque setting with electric screwdriver type DMS 2		2	2	2
Clampable conductor				
Solid H07V-U	mm²	0.5…6	0.5…4	0.5…4
Stranded H07V-R	mm²	0.5…4	0.5…4	0.5…4
Flexible H07V-K	mm²	0.5…4	0.5…4	0.5…4
Flexible H07V-K and ferrule according to DIN 46 228/1	mm²			
With/without plastic insulating collar	mm²	0.5…4	0.5…4	0.5…4
Plug gauge according to 60 947-7-1	Size	A 4	A 3	A 3
Continuous current of terminal for conductor size		41 A/6 mm²	32 A/4 mm²	32 A/4 mm²
Continuous current rating of cross-connection 2…5-pole	A	36	32	32
Continuous current rating of cross-connection 6…10-pole	A		32	32
Technical data				
Voltage/current/conductor size	UL	600 V/20 A/22…12 AWG	300 V/27 A/22…12 AWG	300 V/27 A/22…12 AWG
Voltage/current/conductor size	CSA	600 V/36 A/26…10 AWG	300 V/10 A/26…12 AWG	300 V/10 A/26…12 AWG
Ordering data	Version	Cat. No. / Qty.	Qty. / Qty.	Qty. / Qty.
	KrG	**0128320000** 100		
	Blue KrG	**0128370000** 100		
	KrS	**0128330000** 100		
	PA	**0128360000**[1][2] 100	**0590060000**[*1] 100 **0590160000**[1] 100	**0355460000** 100 **0527660000** 100
	Blue PA	**0128380000**[1][2] 100	**0590080000**[*1] 100 **0590180000**[1] 100	**0355480000** 100 **0527680000** 100
	Orange PA	**0105060000**[1][2] 100		
	Terminal block with marking PA	**0322660000**[1][2] 10	**1323860000**[*1] 10	
	Terminal block without marking PA	**0308860000**[1][2] 10		
End plate (thickness mm)		Type / Cat. No. / Qty.	Type / Cat. No. / Qty.	Type / Cat. No. / Qty.
	KrG	AP (1.5) **0117920000** 20		
	Blue KrG	AP (1.5) **0117970000** 20		
	KrS	AP (1.5) **0117930000** 20		
	PA	AP (1.5) **0117960000** 20	AP (1.5) **1397160000** 20	AP (1.5) **1397160000** 20
	Blue PA	AP (1.5) **0117980000** 20	AP (1.5) **1397180000** 20	AP (1.5) **1397180000** 20
	PA			
	Blue PA			
Partition (thickness mm)				
	KrG	TW (2.5) **0130120000** 20		
	Blue KrG	TW (2.5) **0103170000** 20		
	KrS	TW (2.5) **0130130000** 20		
	PA	TW (1.5) **0130160000** 20	WTW (Ex) **1058800000** 20	WTW (Ex) **1058800000** 20
	Blue PA	TW (1.5) **0130180000** 20		
	HP	TW (1.0) **0197100000** 20		
Small partition				
		TSch 1 **0319160000** 100		
			TSch 6 **0190260000** 100	TSch 6 **0190260000** 100
Cross-connection				
	2-pole	Q 2 **0336700000** 50	Q 2 **0336400000** 50	Q 2 **0336400000** 50
	3-pole	Q 3 **0336800000** 50	Q 3 **0336500000** 50	Q 3 **0336500000** 50
	4-pole	Q 4 **0336900000** 50	Q 4 **0336600000** 50	Q 4 **0336600000** 50
	10-pole	Q 10 **0368800000** 20	Q 10 **0368600000** 20	Q 10 **0368600000** 20
	2-pole		QB 2 **0482700000**** 100	QB 2 **0482700000**** 100
	3-pole		QB 3 **0482800000**** 50	QB 3 **0482800000**** 50
	4-pole		QB 4 **0482900000**** 50	QB 4 **0482900000**** 50
Switchable cross-connection link				
		VL 2 **0197000000** 100	VL 2 **0446700000** 50	VL 2 **0446700000** 50
		VH **0285100000** 50	VH **1056500000** 100	VH **1056500000** 100
		BS **0292500000** 100	BS **0343100000** 100	BS **0343100000** 100
Marking tags	**Print**			
	DEK Standard	DEK6.5 see "Accessories"	DEK6 see "Accessories"	DEK6 see "Accessories"

Mounting rails, end brackets, further marking material see "Accessories"

* Accepts LS 2.8 shield lugs Cat. No. **1056400000**

** 2.5 mm² conductor connection when using QB

[1]) Contact-proof cross-connec. with ADP 4 over profile (see "Accessories")

[2]) Not suitable for fuse pin SST 3

SAK-series

Feed-through terminals

	DK4 QV* DK4 QV/35*	SAK 6 N SAK 6/10/35	SAK 10 SAK 10/10/35	SAK 16 SAK 16/35
	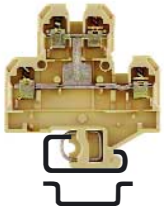			
Dimensions/approvals		LR DNV	LR DNV	LR DNV
Width/length/height (mm) with TS 32	6/54/60	8/40/51.5	10/40/51.5	12/50/57.5
Width/length/height (mm) with TS 35 x 7.5	6/54/60.5	8/45/44	10/45/44	12/50/50
Insulation stripping length/clamping screw/screwdriver blade	9 mm/M 3/3.5 x 0.6	12 mm/M 3.5/4.0 x 0.8	12 mm/M 4/5.5 x 1.0	15 mm/M 4/5.5 x 1.0
Rated data according to IEC 60 947-7-1				
Rated voltage/current/cross-section	500 V/32 A/4 mm²	800 V/41 A/6 mm²	800 V/57 A/10 mm²	1000 V/76 A/16 mm²
Rated impulse voltage/pollution severity	6 kV/3	8 kV/3	8 kV/3	8 kV/3
Further technical data				
Tightening torque range Nm	0.5…1.0	0.8…1.6	1.2...2.0[3])	1.2…2.4
Torque setting with electric screwdriver type DMS 2	2	3	4	4
Clampable conductor				
Solid H07V-U mm²	0.5…4	0.5…10	1.5…10	2.5…10
Stranded H07V-R mm²	0.5…4	0.5…6	2.5…16	4…16[2])
Flexible H07V-K mm²	0.5…4	0.5…10	1.5…10	4…16
Flexible H07V-K and ferrule according to DIN 46 228/1 mm²				
With/without plastic insulating collar mm²	0.5…4	0.5…6	1.5…10	4…16
Plug gauge according to 60 947-7-1 Size	A 3	A 5	B 6	B 6
Continuous current of terminal for conductor size	32 A/4 mm²		76 A/16 mm²	
Continuous current rating of cross-connection 2…5-pole A	32	41	57	76
Continuous current rating of cross-connection 6…10-pole A	32			
Rated data according to UL/CSA				
Voltage/current/conductor size UL	300 V/27 A/22…12 AWG	600 V/40 A/22…8 AWG	600 V/60 A/14…6 AWG[3])	600 V/80 A/12…4 AWG
Voltage/current/conductor size CSA	300 V/10 A/26…12 AWG	600 V/47 A/20…8 AWG	600 V/65 A/14…6 AWG[3])	600 V/87 A/10…4 AWG
Ordering data Version	Qty. / Qty.	Qty. / Qty.	Qty. / Qty.	Qty. / Qty.
KrG		**0193220000** 100 **0380520000** 100	**0110020000** 100 **0443720000** 100	**0271020000** 50 **0380620000** 50
Blue KrG		**0380570000** 100	**0110070000** 100 **0443770000** 100	
KrS		**0193230000** 100	**0110030000** 100	**0271030000** 50
PA	**0590260000**[*1]) 100 **0363660000**[*1]) 100	**0193260000**[1]) 100 **0380560000**[1]) 100	**0110060000**[1]) 100 **0443760000**[1]) 100	**0271060000**[1]) 50 **0380660000**[1]) 50
Blue PA	**0590280000**[*1]) 100 **0363680000**[*1]) 100	**0193280000**[1]) 100 **0380580000**[1]) 100	**0110080000**[1]) 100 **0443780000**[1]) 100	**0271080000**[1]) 50 **0380680000**[1]) 50
Orange PA				
Terminal block with marking		**0322760000**[1]) 10	**0553860000**[1]) 10	
Terminal block without marking		**0308960000**[1]) 10	**0353160000**[1]) 10	
End plate (thickness mm)	Type / Cat. No. / Qty.	Type / Cat. No. / Qty.	Type / Cat. No. / Qty.	Type / Cat No. / Qty.
AP KrG		AP (1.5) **0117920000** 20	AP (1.5) **0117920000** 20	AP (3.0) **0271120000** 20
Blue KrG		AP (1.5) **0117970000** 20	AP (1.5) **0117970000** 20	
KrS		AP (1.5) **0117930000** 20	AP (1.5) **0117930000** 20	AP (3.0) **0271130000** 20
PA	AP (1.5) **1397160000** 20	AP (1.5) **0117960000** 20	AP (1.5) **0117960000** 20	AP (1.5) **0271160000** 20
Blue PA	AP (1.5) **1397180000** 20	AP (1.5) **0117980000** 20	AP (1.5) **0117980000** 20	AP (1.5) **0271180000** 20
Partition (thickness mm)				
TW WTW Small partition KrG		TW (1.5) **0130120000** 20	TW (1.5) **0130120000** 20	TW (3.0) **0281120000** 20
Blue KrG			TW (1.5) **0130170000** 20	
KrS		TW (1.5) **0130130000** 20	TW (1.5) **0130130000** 20	TW (3.0) **0281130000** 20
PA	WTW (Ex) **1058800000** 20	TW (1.5) **0130160000** 20	TW (1.5) **0130160000** 20	TW (1.5) **0303660000** 10
Blue PA		TW (1.5) **0130180000** 20	TW (1.5) **0130180000** 20	TW (1.5) **0303680000** 10
	TW (2.0) **0607000000** 20	TW (1.5) **0197100000** 20	TW (1.5) **0197100000** 20	TW (2.0) **0607000000** 20
TSch 6	TSch 6 **0190260000** 100	TSch 1 **0319160000** 100	TSch 1 **0319160000** 100	TSch 1 **0319160000** 100
Cross-connection				
Q 4 QB 4 2-pole	Q 2 **0336400000** 50	Q 2 **0456700000** 50	Q 2 **0457100000** 50	Q 2 **0457500000** 50
3-pole	Q 3 **0336500000** 50	Q 3 **0456800000** 50	Q 3 **0457200000** 50	Q 3 **0457600000** 50
4-pole	Q 4 **0336600000** 50	Q 4 **0456900000** 50	Q 4 **0457300000** 50	Q 4 **0457700000** 50
10-pole	Q 10 **0368600000** 20	Q 10 **0457000000** 20	Q 10 **0457400000** 20	Q 10 **0457800000** 20
	QB 2 **0482700000**** 100			
	QB 3 **0482800000**** 50			
	QB 4 **0482900000**** 50			
Cover				
	AD 4 **0303400000** 50	AD 4 **0196600000** 50	AD 4 **0178600000** 50	AD 4 **0518200000** 50
	BSK M 2.5 x18 **0303300000** 100	BSKM3x22 **0128900000** 100	BSKM3x22 **0128900000** 100	BSKM3x22 **0128900000** 100
Switchable cross-connection link				
VL 2 BS VH	VL 2 **04467000000** 50	VL 2 **0194700000** 50	VL 2 **0135900000** 50	VL 2 **0135800000** 50
	VH **10565000000** 100	VH **0285100000** 50	VH **0285100000** 50	VH **0285100000** 50
	BS **03431000000** 100	BS **0292500000** 100	BS **0292500000** 100	BS **0292500000** 100
Marking tags	**Print**			
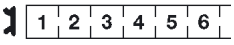 DEK	Standard DEK 6 see "Accessories"	DEK 8 see "Accessories"	DEK 5 see "Accessories"	DEK 5 see "Accessories"
Mounting rails, end brackets, further marking material see "Accessories"				

* Accepts LS 2.8 shield lugs Cat. No. **1056400000**
** 2.5 mm² conductor connection when using QB

[1]) Contact-proof with ADP 4 cover profile (see section "Accessories")

[2]) Tightening torque for 16 mm² stranded: 2 Nm

[3]) Tightening torque for 16 mm² and AWG6: 2 Nm

Feed-through terminals

		SAK 35 N SAK 35 N/35	SAK 35 SAK 35/35	SAK 70 SAK 70/35	SAK 95 SAK 95/35
Dimensions/approvals		DNV	LR DNV	LR DNV	DNV
Width/length/height (mm)	with TS 32	16/58/67.5	18/58/67.5	22/75/79.5	28/83.5/100.5
Width/length/height (mm)	with TS 35 x 7.5	16/63/60	18/58/60	22/75/87	28/83.5/96.5
Insulation stripping length/clamping screw/screwdriver blade		18 mm/M 6/6.5 x 1.2	20 mm/M 6/6.5 x 1.2	24 mm/M 8/S 6 D911	30 mm/M 10/S 8 D6911
Rated data according to IEC 60 947-7-1					
Rated voltage/current/cross-section		1000 V/125 A/35 mm²	800 V/125 A/35 mm²	1000 V/192 A/70 mm²	1000 V/232 A/95 mm²
Rated impulse voltage/pollution severity		8 kV/3	8 kV/3	8 kV/3	8 kV/3
Further technical data					
Tightening torque range	Nm	4.0…5.0/4.0…6.0***	4.0…5.0/4.0…6.0***	6.0…12.0	10.0…20.0
Torque setting with electric screwdriver type DMS 2					
Clampable conductor				Strips	Strips
Solid H07V-U	mm²	2.5…16	6…16	16 3x9x0.8	10…16 3x9x0.8
Stranded H07V-R	mm²	2.5…50	16…50	16…70 [1] 6x9x0.8	10…120 [2] 6x9x0.8
Flexible H07V-K	mm²	2.5…35	10…35	16…70 [1] 6x13x0.5	10…95 [2] 6x13x0.5
Flexible H07V-K and ferrule according to DIN 46 228/1	mm²	2.5…35	10…35	16…35	10…35 6x16x0.8
Plug gauge according to 60 947-7-1	Size	B 8	B 9	B 11	B 12
Continuous current of terminal for conductor size		125 A/35 mm²	125 A/35 mm²	192 A/70 mm²	232 A/95 mm²
Continuous current rating of cross-connection 2…5-pole	A	65	99	180	180
Continuous current rating of cross-connection 6…10-pole	A	65	99		
Rated data according to UL/CSA					
Voltage/current/conductor size	UL	600 V/100 A/12…2 AWG	600 V/100 A/6…2 AWG	600 V/145 A/4…2/0 AWG	600 V/190 A/6…3/0 AWG
Voltage/current/conductor size	CSA	600 V/120 A/12…2 AWG	600 V/145 A/6…2 AWG	600 V/150 A/4…2/0 AWG	600 V/260 A/6…3/0 AWG
Ordering data	Version	Qty. Qty.	Qty. Qty.	VPE Qty.	Qty. Qty.
	KrG	**0550620000** 20 **0608220000** 20	**0303520000** 20		
	Hexagon socket KrG	**0555720000** 20 **0608320000** 20	**0476520000** 20	**0340820000** 10	**0550520000** 10 **0662220000** 10
	Hexagon socket Blue KrG	**0608370000** 20		**0340870000** 10	
	KrS	**0550630000** 20	**0303530000** 20		
	Hexagon socket KrS	**0555730000** 20		**0340830000** 10	
	PA	**0550660000** 20 **0608260000** 20	**0303560000** 20 **0380760000** 20		
	Hexagon socket PA	**0555760000** 20 **0608360000** 20	**0476560000** 20 **0582460000** 20	**0139160000** 10	
	Blue PA		**0303580000** 20 **0380780000** 20		
End plate (thickness mm)		Type Cat. No. Qty.	Type Cat. No. Qty.	Type Cat. No. Qty.	Type Cat. No. Qty.
	KrG	AP (3.0) **0303620000** 10	AP (3.0) **0303620000** 10	AP (4.0) **0340920000** 10	AP (3.0) **0550920000** 10
	Blue KrG	AP (3.0) **0303670000** 10	AP (3.0) **0303670000** 10		AP (3.0) **0550970000** 10
	KrS	AP (3.0) **0303630000** 10	AP (3.0) **0303630000** 10	AP (4.0) **0340930000** 10	
	PA	AP (1.5) **0303660000** 10	AP (1.5) **0303660000** 10	AP (2.0) **0340960000** 10	
	Blue PA	AP (3.0) **0303680000** 10	AP (3.0) **0303680000** 10		
	Orange PA				
Partition (thickness mm)					
	KrG	TW (3.0) **0304320000** 10	TW (3.0) **0304320000** 10		
	Blue KrG				
	KrS	TW (3.0) **0304330000** 10	TW (3.0) **0304330000** 10		
	PA	TW (1.5) **0304360000** 10	TW (1.5) **0304360000** 10		
	Blue PA				
Cross-connection					
QL 3 VH BS SS	2-pole	QL 2 **0564900000** 50	QL 2 **0123600000** 20	QL 2 **0345300000** 20	QL 2 **0551200000** 10
	3-pole	QL 3 **0565000000** 50	QL 3 **0123700000** 20	QL 3 **0167000000** 20	QL 3 **0407600000** 10
	4-pole	QL 4 **0565100000** 50	QL 4 **0123800000** 20		QL 4 **0407700000** 10
	10-pole	QL 10 **0565200000** 20	QL 10 **0338600000** 20		
		VH 17 **0267000000** 50	VH 17 **0267000000** 50	VH 30.5 **0345500000** 20	VH 35 **0551100000** 10
		BS M 4x30 **0267100000** 50	BS M 4x30 **0267100000** 50	BS M 5x45 **0345600000** 20	BS M 5x50 **0630200000** 20
		SS M 4 **0136400000** 100	SS M 4 **0136400000** 100	SS M 5 **0346100000** 100	
Switchable cross-connection link					
VL 2 BS VH			VL 2 **0124000000** 50		
			VH 24.5 **0298700000** 50		
			BS M 4x35 **0298900000** 50		
Cover / test plug					
PS 4		AD 4 **0576700000** 50	AD 4 **0178700000** 20	AD 3 **0344300000** 10	ADP 3 **0485400000** 20
		BSKM 4x32 **0129100000** 50	BSKM 4x32 **0129100000** 50	BSKM 5x45 **0344400000** 50	
		PS 4 **0299600000** 20	PS 4 **0299600000** 20	PS 4 **0299600000** 20	PS 4 **0299600000** 20
Marking tags		**Print**			
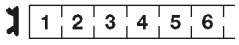	DEK	Standard DEK 5 see "Accessories"	DEK 5 see "Accessories"	DEK 5 see "Accessories"	DEK 5 see "Accessories"

Mounting rails, end brackets, further marking material see "Accessories"

*** For hexagon socket

[1] 12 Nm for 70 mm²
[2] 20 Nm for 95 mm² and 120 mm²

Feed-through terminals (spring-loaded)

	RSF 3 RSF 3/35	RSF 1		RSF 2 Disconnect test terminal
				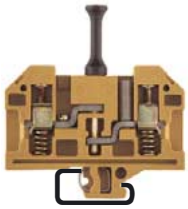
Dimensions/approvals				
Width/length/height (mm) with TS 32	8/50/60	11/50/60		11/77/72.5
Width/length/height (mm) with TS 35 x 7.5	8/50/53			
Insulation stripping length/clamping screw/screwdriver blade	12 mm	12 mm		12 mm
Rated data				
Rated voltage/-current	630 V/32 A	500 V/57 A		500/41 A
Rated cross-section mm²	4	10		6
Rated impulse voltage VDE 0110/1.89/pollution severity	6 kV/3	6 kV /3		6 kV/3
Further technical data				
Tightening torque range Nm	0.5…1.0			
Torque setting with electric screwdriver type DMS 2	2			
Clampable conductor				
Solid H07V-U mm²	0.5…4	0.5…10		0.75...16
Stranded H07V-R mm²	0.5…4	0.5…10		0.75...10
Rated data according to UL/CSA				
Voltage/current/conductor size UL				
Voltage/current/conductor size CSA				
Ordering data **Version**	Qty. Qty.	Qty. Qty.		Qty. Qty.
PA	**0497560000** 50 **9501160000** 50			
KrG	**0497520000** 50	**0270320000** 50		**0623320000*** 20 **0623120000**** 20
End plate/partition/small partition	Type Cat. No. Qty.	Type Cat. No. Qty.		Type Cat. No. Qty.
AP TW TSch 1 PA	AP (3) **0270460000** 10			
KrG		AP (3) **0270420000** 10		AP (3.0) **0301420000** 10
PA	TW (1.5) **3877960000** 10			
HP	TW (2) **3833500000** 20	TW (2) **3833500000** 20		
HP	TW (0.5) **0474700000** 20	TW (0.5) **0474700000** 20		
PA	TSch 1 **0319160000** 100			
Cross-connection				
QL VH SS 2-pole	QL 2 **0194300000** 50	QL 2 **0194300000** 50		
3-pole	QL 3 **0194400000** 50	QL 3 **0194400000** 50		QL 2 **0267400000** 50
4-pole	QL 4 **0194500000** 50	QL 4 **0194500000** 50		QL 3 **0267500000** 50
10-pole	QL 10 **0338300000** 10	QL 10 **0338300000** 10		QL 4 **0267600000** 50
	VH 13.5 **0248500000** 100	VH 17.5 **0285200000** 50		QL 10 **0341700000** 20
BS M 3 x ...	BS M 3x20 **0303000000** 100	BS M 3x25 **0292500000** 100		BS M 4x6 **0149700000** 100
		SS **0164400000** 50		SB 14 **0135300000** 100
		QS 4 **0369760000** 10		
Switchable cross-connection link				
VH 21	VH 2 **0194700000** 50	VH 2 **0528400000** 50		
	VH 21 **0309600000** 100	VH 27 **0309400000** 50		
	BS M 3x20 **0296200000** 50	BS M 3x25 **0309800000** 50		
	SS **0164400000** 50	SS **0164400000** 50		
Dummy plug				
made from plastic, to keep the place of an extracted plug				BST 1 **3878060000** 20
Test plug/socket				
PS	PS 2.3 **0180400000** 50	PS 2.4 **0299600000** 20		PS 4 **0299600000** 20
	StB 14 **0168600000** 50	StB 18 **0286500000** 20		StB 17 **0147100000** 50
StB Plug-testsocket (QL cannot be used)				
Cover plate				
	ADP 2 **0485300000** 1	ADP 2 **0485300000** 1		
Marking tags **Print**				
1 2 3 4 5 6 Standard	DEK see "Accessories"	DEK see "Accessories"		

* with disconnector (73 mm height)
** Disconnector with handle (86 mm height)

Feed-through terminals for thermocouples

Busbars made from thermocouple materials according to DIN IEC 584

Weidmüller's **thermocouple-treminals** are specially designed for transmitting the smallest voltages in temperature measuring circuits. Special busbars ensure that no false signals occur in the terminal when temperature differences exist in the positive and negative path.
This high measuring precision is necessary for, e.g. test beds, air craft engines, for complicated chemical processes, controls, etc.

I. Configuration of a temperature measuring circuit

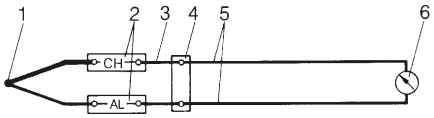

1 Thermocouple (sensor)
2 Thermocouple terminals
3 Compensation conductor
4 Reference point
5 Supply conductors (to and from)
6 Measuring device

The thermocouple terminals displayed in this measurement circuit are used to thermoelectrically transmit thermal e.m.f. of the thermocouple to the reference point and indicating device via the thermocouple.

II. Symbols
Thermocouples according to IEC 584 DIN 43710

	Terminal	Busbar material trade name
a) Type J		
Fe (positive leg)		Iron
CuNi (negative leg)		Constantan
b) Type T		
Cu (positive leg)		Copper
CuNi (negative leg)		Constantan
c) Type K		
NiCr (positive leg)		Chromel
Ni (negative leg)		Alumel

			SAK 2.5 TC		DK 4 Q/TC		
Dimensions/approvals							
Width/length/height (mm)		with TS 32	6/36.5/49.5		6/54/59.5		
Width/length/height (mm)		with TS 35 x 7.5			6/54/60.5		
Insulation stripping length/clamping screw/screwdriver blade			10 mm/M 2.5/3.5 x 0.6		9 mm/M 3/3.5 x 0.6		
Technical data/VDE							
Rated voltage/current/cross-section			–/–/2.5 mm²		–/–/4 mm²		
Tightening torque range		Nm	0.4…0.6		0.5…1		
Ordering data	Version	Type	Cat. No.	Qty.			Qty.
	NiCr		**0107260000**	100			
	Ni		**0107160000**	100			
	CuNi		**0189860000**	100			
	Fe		**0190060000**	100			
	Cu		**0189960000**	100			
	NiCr/Ni	K			**1284160000**	**1338260000**	100
	Cu/CuNi	T			**1285660000**	**1338160000**	100
	Fe/CuNi	J			**1284060000**	**1338060000**	100
End plate (thickness mm)			Type	Cat. No. / Qty.	Type	Cat. No.	Qty.
		KrG					
		Blue KrG					
		KrS					
		PA	AP (1.5)	**0279560000** 20	AP (1.5)	**1397160000**	20
		Blue PA					
		Orange PA					
Partition (thickness mm)							
		KrG					
		Blue KrG					
		KrS					
		PA	TW (1.5)	**0302860000** 20			
		WEM			WTW (Ex)e	**1058800000**	20
		for TS 32 HP			TW HP (2.0)	**0607000000**	20
Marking tags		**Print**					
1 2 3 4 5 6	DEK	Standard	DEK 6	see "Accessories"	DEK 6	see "Accessories"	

Mounting rails, end brackets, further marking material see "Accessories"

SAK-series

Feed-through terminals

The Weidmüller SAKG range offers the following connection variants:

- clamping yoke/flat lug as a combination, Version I.
- flat lug, Version II.
  Two types of threading are provided here.
  a) screw set with lock nut
  b) with thread in busbar
- clamping yoke connection, Version III.
  The stripped conductor can be connected without further preparation.

Versions

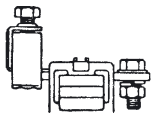

Version I

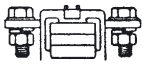

Version II
without thread

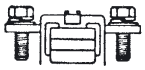

Version II G
with thread

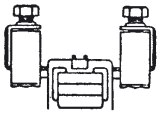

Version III

Cables with cable lugs are connected to SAKG terminals of Version I and to SS stud terminals.

Fitting instructions for SAKG terminals

When tightening the clamping screw, it is recommended that the conductor be held against the direction of tightening to prevent deformation of the mounting rail and so as not to place the terminal foot under undue torsional forces.

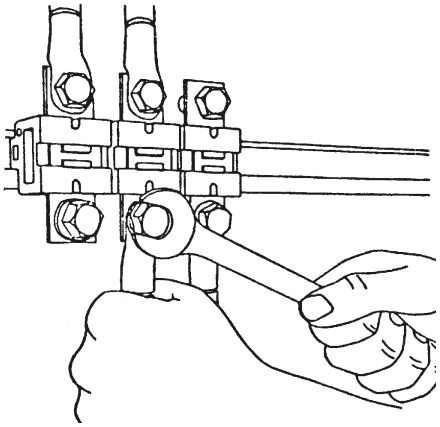

Cover

To ensure shock protection following connections of **conductors, AH** covers can be clipped onto the terminal.

Terminals/Accessories		SAKG 28 I	SAKG 28 II
Dimensions/approvals			DNV
Width/length/height (mm)	with TS 32	28/70/63.5	28/70/53
Width/length/height (mm)	with TS 35		
Insulation stripping length/clamping screw/screwdriver blade		15 mm/M 6/–	–/M 6/–
Rated data according to IEC 60 947-7-1			
Rated voltage/current/cross-section		1000 V*/125 A/35 mm²	1000 V*/125 A/35 mm²
Rated impulse voltage/pollution severity		8 kV/3	8 kV/3
Further technical data			
Tightening torque range	Nm	3…6	3…6
Torque setting with electric screwdriver type DMS 2			
Clampable conductor			
Solid H07V-U	mm²	6…35	
Stranded H07V-R	mm²	6…35	
Flexible H07V-K	mm²	10…35	
Flexible H07V-K and ferrule according to DIN 46 228/1	mm²	6…35	
Plug gauge according to 60 947-7-1	Size	B 9	
Continuous current of terminal for conductor size		125 A/35 mm²	125 A/35 mm²
Continuous current rating of cross-connection 2…5-pole	A	(QL 2) 125	(QL 2) 125
Continuous current rating of cross-connection 6…10-pole	A		
Rated data according to UL/CSA			
Voltage/current/conductor size	UL	600 V/95 A/2 AWG	600 V/115 A/2 AWG
Voltage/current/conductor size	CSA	600 V/110 A/6…1 AWG	600 V/110 A/6…1 AWG
Ordering data	Type	Cat. No. Qty.	Cat. No. Qty.
	KrG	**0170020000** 10	**0170320000** 10
End plate, hard paper		Cat. No. Qty.	Cat. No. Qty.
0205100000		EP 1 (2) **0205100000** 10	EP 1 (2) **0205100000** 10
0205200000	tropic-proof	EP 1 (2) **0205200000** 10	EP 1 (2) **0205200000** 10
		Cat. No. Qty.	Cat. No. Qty.
0180700000, 0205300000			
0180800000, 0205400000	tropic-proof		
Partition, hard paper (thickness in mm)		Qty.	Qty.
0151400000		TW 1 (2) **0151400000** 10	TW 1 (2) **0151400000** 10
0164600000	tropic-proof	TW 1 (2) **0164600000** 10	TW 1 (2) **0164600000** 10
0177100000	B/L/H (incl. TS 32) mm	2/120/75.5	2/120/75.5
0179900000	B/L/H (incl. TS 35) mm		
Cross-connection			
	2-pole	QL 2 **0193900000** 5	QL 2 **0193900000** 5
	3-pole	QL 3 **0407600000** 5	QL 3 **0407600000** 5
	4-pole	QL 4 **0407700000** 5	QL 4 **0407700000** 5
Cover			
		AH 28 **0326660000** 5	AH 28 **0326660000** 5
Marking tags	**Print**		
	DEK Standard	DEK 5 see "Accessories"	DEK 5 see "Accessories"
Mounting rails, end brackets, further marking material see "Accessories"			

During conductor connection, observe clearance and creepage distances. Insert partitions if necessary.

SAKG 28 II G	SAKG 28 III	SAKG 32 I SAKG 32/35 I	SAKG 32 II SAKG 32/35 II	SAKG 32 II G SAKG 32/35 II G	SAKG 32 III SAKG 32/35 III
				DNV	
28/70/53	28/70/63.5	32/87/84	32/80/53	32/80/53	32/94/84
		32/87/84.5	32/80/51	32/80/53	32/94/84.5
-/M 6/-	15 mm/M 6/-	26 mm/M 8/-	-/M 8/-	-/M 8/-	26 mm/M 8/-
1000 V*/125 A/35 mm²	1000 V*/125 A/35 mm²	1000 V*/150 A/50 mm²	1000 V*/150 A/50 mm²	1000 V*/150 A/50 mm²	1000 V*/150 A/50 mm²
8 kV/3	8 kV/3	8 kV/3	8 kV/3	8 kV/3	8 kV/3
3…6	3…6	6…12	6…12	6…12	6…12
	6…35	10…70			10…70
	6…35	10…70			10…70
	10…35	10…70			10…70
	6…35	10…35			10…35
	B 9	B 11			B 11
125 A/35 mm²		150 A/50 mm²	150 A/50 mm²	150 A/50 mm²	150 A/50 mm²
(QL 2) 125		(QL 2) 150	(QL 2) 150	(QL 2) 150	
	600 V/95 A/2 AWG	600 V/165 A/3 AWG	600 V/200 A/3 AWG		600 V/165 A/3 AWG
600 V/110 A/6…1 AWG	600 V/135 A/8…2 AWG	600 V/170 A/1…2/0 AWG	600 V/170 A/1…2/0 AWG	600 V/170 A/1…2/0 AWG	600 V/185 A/1…2/0 AWG
Cat. No. Qty.	Cat. No. Qty.	Qty. Qty.	Qty. Qty.	Qty. Qty.	Qty. Qty.
0185020000 10	**0170820000** 10	**0286620000** **0637120000** 10	**0170420000** 10 **0637320000** 10	**0185120000** 10 **0637420000** 10	**0286720000** 10 **0637220000** 10
Cat. No. Qty.	Cat. No. Qty.	Cat. No. Qty.	Cat. No. Qty.	Cat. No. Qty.	Cat. No. Qty.
EP 1 (2) **0205100000** 10	EP 1 (2) **0205100000** 10	EP 1 (2) **0205300000** 10	EP 1 (2) **0205100000** 10	EP 1 (2) **0205100000** 10	EP 2 (2) **0205300000** 10
EP 1 (2) **0205200000** 10	EP 1 (2) **0205200000** 10	EP 1 (2) **0205400000** 10	EP 1 (2) **0205200000** 10	EP 1 (2) **0205200000** 10	EP 2 (2) **0205400000** 10
Cat. No. Qty.	Cat. No. Qty.	Cat. No. Qty.	Cat. No. Qty.	Cat. No. Qty.	Cat. No. Qty.
		EP 2/35 (2) **0180700000** 10	EP 1/35 (2) **0180700000** 10	EP 1/35 (2) **0180700000** 10	EP 2/35 (2) **0180700000** 10
		EP 2/35 (2) **0180800000** 10	EP 1/35 (2) **0180600000** 10	EP 1/35 (2) **0180600000** 10	EP 2/35 (2) **0180800000** 10
Qty.	Qty.	+ Qty.	+ Qty.	+ Qty.	+ Qty.
TW 1 (2) **0151400000** 10	TW 1 (2) **0151400000** 10	TW 2 (2) **0177100000** 10	TW 1 (2) **0151400000** 10	TW 1 (2) **0151400000** 10	TW 2 (2) **0177100000** 10
TW 1 (2) **0164600000** 10	TW 1 (2) **0164600000** 10	TW 2 (2) **0179900000** 10	TW 1 (2) **0164600000** 10	TW 1 (2) **0164600000** 10	TW 2 (2) **0179900000** 10
2/120/75.5	2/120/75.5	2/160/90.5	2/120**/75.5	2/120**/75.5	2/160/90.5
		2/160/90.5	2/120**/75.5	2/120**/75.5	2/160/90.5
QL 2 **0193900000** 5		QL 2 **0194000000** 5	QL 2 **0194000000** 5	QL 2 **0194000000** 5	
QL 3 **0407600000** 5		QL 3 **0441500000** 5	QL 3 **0441500000** 5	QL 3 **0441500000** 5	
QL 4 **0407700000** 5		QL 4 **0441600000** 5	QL 4 **0441600000** 5	QL 4 **0441600000** 5	
AH 28 **0326660000** 5	AH 28 **0326660000** 5	AH 32 **0326760000** 5	AH 32 **0326760000** 5	AH 32 **0326760000** 5	AH 32 **0326760000** 5
DEK 5 see "Accessories"	DEK 5 see "Accessories"	DEK 5 see "Accessories"	DEK 5 see "Accessories"	DEK 5 see "Accessories"	DEK 5 see "Accessories"

* During conductor connection, observe clearance and creepage distances. Insert partitions if nececssary
** For Cat. No. **0180600000** and **0180700000:** length = 160 mm.

Feed-through terminals

		SAKG 70 II G SAKG 70/35 II G	SAKG 40 I SAKG 40/35 I	SAKG 40 II SAKG 40/35 II	SAKG 40 II G SAKG 40/35 II G
					
Dimensions/approvals		DNV		DNV	
Width/length/height (mm)	with TS 32	32/84/54	40/95/84	40/90/53	40/90/55
Width/length/height (mm)	with TS 35 x 7.5	32/84/53	46/95/85.5	46/90/53	46/90/55
Insulation stripping length/clamping screw/screwdriver blade		–/M 8/–	27 mm/M 10/–	–/M 10/–	–/M 10/–
Rated data according to IEC 60 947-7-1					
Rated voltage/current/cross-section		1000 V*/192 A/70 mm²	1000 V*/232 A/95 mm²	1000 V*/232 A/95 mm²	1000 V*/232 A/95 mm²
Rated impulse voltage/pollution severity		8 kV/3	8 kV/3	8 kV/3	8 kV/3
Further technical data					
Tightening torque range	Nm	6…12	10...20	10…20	10…20
Torque setting with electric screwdriver type DMS 2					
Clampable conductor					
Solid H07V-U	mm²		10…95		
Stranded H07V-R	mm²		10…95		
Flexible H07V-K	mm²		10…95		
Flexible H07V-K and ferrule according to DIN 46 228/1	mm²		10…35		
Plug gauge according to 60 947-7-1	Size		B 12		
Continuous current of terminal for conductor size		192 A/90 mm²	232 A/95 mm²	232 A/95 mm²	232 A/95 mm²
Continuous current rating of cross-connection 2…5-pole	A	(QL 2) 192	(QL 2) 232	(QL 2) 232	(QL 2) 232
Continuous current rating of cross-connection 6…10-pole	A				
Rated data according to UL/CSA					
Voltage/current/conductor size	UL		600 V/195 A/4/0 AWG	600 V/230 A/4/0 AWG	600 V/230 A/4/0 AWG
Voltage/current/conductor size	CSA	600 V/200 A/2/0…4/0 AWG	600 V/250 A/2/0…4/0AWG	600 V/250 A/2/0…4/0 AWG	600 V/250 A/2/0…4/0 AWG
Ordering data	Version	Qty. / Qty.	Qty. / Qty.	Qty. / Qty.	Qty. / Qty.
	KrG	**0150420000** 10 **0636620000** 10	**0286820000** 10 **0637520000** 5	**0170520000** 10 **0637720000** 5	**0185220000** 10 **0637820000** 5
End plate, hard paper (thickness mm)		Cat. No. / Qty.	Cat. No. / Qty.	Cat. No. / Qty.	Cat. No. / Qty.
0205100000, 0180500000		EP 1 (2) **0205100000** 10	EP 2 (2) **0205300000** 10	EP 2 (2) **0205300000** 10	EP 2 (2) **0205300000** 10
0205200000, 0180600000	tropic-proof	EP 1 (2) **0205200000** 10	EP 2 (2) **0205400000** 10	EP 2 (2) **0205400000** 10	EP 2 (2) **0205400000** 10
		Cat. No. / Qty.	Cat. No. / Qty.	Cat. No. / Qty.	Cat. No. / Qty.
0180700000, 0205300000		EP 1/35 (2) **0180500000** 10	EP 2/35 (2) **0180700000** 10	EP 2/35 (2) **0180700000** 10	EP 2/35 (2) **0180700000** 10
0180800000, 0205400000	tropic-proof	EP 1/35 (2) **0180600000** 10	EP 2/35 (2) **0180800000** 10	EP 2/35 (2) **0180800000** 10	EP 2/35 (2) **0180800000** 10
Partition, hard paper (thickness mm)		+ Qty.	+ Qty.	+ Qty.	+ Qty.
0151400000		TW 1 (2) **0151400000** 10	TW 2 (2) **0177100000** 10	TW 2 (2) **0177100000** 10	TW 2 (2) **0177100000** 10
0164600000	tropic-proof	TW 1 (2) **0164600000** 10	TW 2 (2) **0179900000** 10	TW 2 (2) **0179900000** 10	TW 2 (2) **0179900000** 10
0177100000	B/L/H (incl. TS 32) mm	2/120/75.5	2/160/90.5	2/160/90.5	2/160/90.5
0179900000	B/L/H (incl. TS 35) mm	2/120/75.5	2/160/90.5	2/160/90.5	2/160/90.5
Cross-connection		+ Qty.	Qty. / Qty.	Qty. / Qty.	Qty. / Qty.
	2-pole, QL 2	**0194000000** 10	**0194100000** 10 **0211400000** 10	**0194100000** 10 **0211400000** 10	**0194100000** 10 **0211400000** 10
	3-pole, QL 3	**0441500000** 10	**0263500000** 10 **0444900000** 10	**0263500000** 10 **0444900000** 10	**0263500000** 10 **0444900000** 10
	4-pole, QL 4	**0441600000** 10	**0409800000** 10 **0445000000** 10	**0409800000** 10 **0445000000** 10	**0409800000** 10 **0445000000** 10
Cover					
		AH 32 **0326760000** 5	AH 40 **0326860000** 5	AH 40 **0326860000** 5	AH 40 **0326860000** 5
Marking tags	**Print**				
1 2 3 4 5 6	DEK Standard	DEK 5 see "Accessories"	DEK 5 see "Accessories"	DEK 5 see "Accessories"	DEK 5 see "Accessories"
Mounting rails, end brackets, further marking material see "Accessories"					

*During conductor connection, observe clearance and creepage distances. Insert partitions if necessary.

Feed-through terminals

SAKG 40 III SAKG 40/35 III	SAKG 46 II SAKG 46/35 II	SAKG 46 II G SAKG 46/35 II G	SAKG 54 II SAKG 54/35 II	SAKG 54 II G SAKG 54/35 II G	SAKG 46/I AL SAKG 46/II AL
					
		DNV		DNV	
40/100/84	46/106/55	46/106/57.5	54/122/57	54/122/60	46/112/74
46/100/85.5	46/106/54.5	46/106/57	54/122/57	54/122/60	
27 mm/M 10/–	–/M 12/–	–/M 12/–	–/M 16/–	–/M 16/–	23 mm/M 12/M 14/-
1000 V*/232 A/95 mm²	1000 V*/309 A/150 mm²	1000 V*/309 A/150 mm²	1000 V*/415 A/240 mm²	1000 V*/415 A/240 mm²	1000 V*/309 A/150 mm²
8 kV/3	8 kV/3	8 kV/3	8 kV/3	8 kV/3	8 kV/3
10…20	14…31	14…31	25…60	25…60	14…31/25…40
10…95					50…240
10…95					35…185
10…95					
10…35					
B 12					
232 A/95 mm²	309 A/150 mm²	309 A/150 mm²	415 A/240 mm²	415 A/240 mm²	
		(QL 2) 309	(QL 2) 415	(QL 2) 415	
600 V/195 A/4/0 AWG	600 V/285 A/4/0 AWG	600 V/285 A/4/0 AWG	600 V/380 A/500 MCM	600 V/380 A/500 MCM	
600 V/230 A/2/0…4/0 AWG	600 V/365 A/300 MCM	600 V/365 A/300 MCM	600 V/600 A/300…500 MCM	600 V/600 A/300…500 MCM	
Qty. Qty.	Qty. Qty.	Qty. Qty.	Qty. Qty.	Qty. Qty.	Qty. Qty.
0286920000 10 **0637620000** 5	**0170620000** 10 **0637920000** 5	**0185320000** 10 **0638020000** 5	**0170720000** 10 **0638120000** 5	**0185420000** 10 **0638220000** 5	**1287920000**** 5
Cat. No. Qty.	Cat. No. Qty.	Cat. No. Qty.	Cat. No. Qty.	Cat. No. Qty.	Cat. No. Qty.
EP 2 (2) **0205300000** 10	EP 2 (2) **0205300000** 10	EP 2 (2) **0205300000** 10	EP 2 (2) **0205300000** 10	EP 2 (2) **0205300000** 10	EP 2 (2) **0205300000** 10
EP 2 (2) **0205400000** 10	EP 2 (2) **0205400000** 10	EP 2 (2) **0205400000** 10	EP 2 (2) **0205400000** 10	EP 2 (2) **0205400000** 10	EP 2 (2) **0205400000** 10
Cat. No. Qty.	Cat. No. Qty.	Cat. No. Qty.	Cat. No. Qty.	Cat. No. Qty.	Cat. No. Qty.
EP 2/35 (2) **0180700000** 10	EP 2/35 (2) **0180700000** 10	EP 2/35 (2) **0180700000** 10	EP 2/35 (2) **0180700000** 10	EP 2/35 (2) **0180700000** 10	
EP 2/35 (2) **0180800000** 10	EP 2/35 (2) **0180800000** 10	EP 2/35 (2) **0180800000** 10	EP 2/35 (2) **0180800000** 10	EP 2/35 (2) **0180800000** 10	
+ Qty.	+ Qty.	+ Qty.	+ Qty.	+ Qty.	Qty.
TW 2 (2) **0177100000** 10	TW 2 (2) **0177100000** 10	TW 2 (2) **0177100000** 10	TW 2 (2) **0177100000** 10	TW 2 (2) **0177100000** 10	TW 2 (2) **0177100000** 10
TW 2 (2) **0179900000** 10	TW 2 (2) **0179900000** 10	TW 2 (2) **0179900000** 10	TW 2 (2) **0179900000** 10	TW 2 (2) **0179900000** 10	TW 2 (2) **0179900000** 10
2/160/90.5	2/160/90.5	2/160/90.5	2/160/90.5	2/160/90.5	2/160/90.5
2/160/90.5	2/160/90.5	2/160/90.5	2/160/90.5	2/160/90.5	2/160/90.5
	QL 2 **0247000000** 5	QL 2 **0247000000** 5	QL 2 **0264400000** 5	QL 2 **0264400000** 5	QL 2 **0194000000** 5
	QL 3 **0444400000** 5	QL 3 **0444400000** 5	QL 3 **0408000000** 5	QL 3 **0408000000** 5	QL 3 **0441500000** 5
	QL 4 **0444500000** 5	QL 4 **0444500000** 5	QL 4 **0247400000** 5	QL 4 **0247400000** 5	QL 4 **0441600000** 5
AH 40 **0326860000** 5	AH 46 **0326960000** 5	AH 46 **0326960000** 5			AH 46 **0326960000** 5
DEK 5 see "Accessories"	DEK 5 see "Accessories"	DEK 5 see "Accessories"	DEK 5 see "Accessories"	DEK 5 see "Accessories"	DEK 5 see "Accessories"

SAK-series

* During conductor connection, observe clearance and creepage distances. Insert partitions if necessary.
** Suitable for connection of 1 aluminium conductor of max 185 mm²

*** Suitable for connection of 2 aluminium conductors of max. 185 mm²

Stud terminals

	SS 6 SS 6/35	KST 5 KST 5/35	KST 6 KST 6/35	KST 8 KST 8/35
		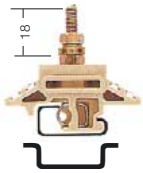	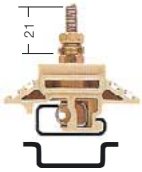	
Dimensions/approvals				
Width/length/height (mm) with TS 32	18/40/62	24/60/55	24/60/62	24/60/72
Width/length/height (mm) with TS 35 x 7.5	18/49.5/54.5	24/62.5/49.5	24/62.5/54.5	24/62.5/64.5
Insulation stripping length/clamping screw/screwdriver blade	–/M 6/–	–/M 5/–	–/M 6/–	–/M 8/–
Rated data				
Rated voltage/current/cross-section	1000 V[1]/76 A/16 mm²	1000 V[1]/57 A/10 mm²	1000 V[1]/76 A/16 mm²	1000 V[1]/125 A/35 mm²
Rated impulse voltage/pollution severity	6 kV/3	8 kV/3	8 kV/3	8 kV/3
Further technical data				
Tightening torque range Nm	3…6	2…4	3…6	6…12
Torque setting with electric screwdriver type DMS 2				
Clampable conductor				
Solid H07V-U mm²				
Stranded H07V-R mm²				
Flexible H07V-K mm²				
Flexible H07V-K and ferrule according to DIN 46 228/1 mm²				
Plug gauge according to 60 947-7-1 Size				
Continuous current of terminal for conductor size	82 A/16 mm²	65 A/10 mm²	82 A/16 mm²	135 A/35 mm²
Continuous current rating of cross-connection 2…5-pole A			200	200
Continuous current rating of cross-connection 6…10-pole A				
Rated data according to UL/CSA				
Voltage/current/conductor size UL	600 V/85 A/12…4 AWG	600 V/50 A/12…6 AWG	600 V/65 A/12…6 AWG	600 V/115 A/12…2 AWG
Voltage/current/conductor size CSA	600 V/65 A/6 AWG			
Ordering data Version	Qty. / Qty.	Qty. / Qty.	Qty. / Qty.	Qty. / Qty.
KrG	**0498220000** 25 **0649820000** 25			
PA		**9503370000** 25		**9501320000** 25
PPO				
KrG				
for TS 35 x 7.5 PA		**9508230000** 25	**9506940000** 25	**9506950000** 25
for TS 35 x 15/2.3 PA		**9528300000** 25	**9528310000** 25	**9528320000** 25
Partition, (thickness mm)	Cat. No. Qty.	+	+	+
PA	TW SS6 (TS32) **0455860000** 10			
Hard paper	TW HGW (2) (TS 35) **0607100000** 20			
HM		TW right **1718530000** 10	TW right **1718530000** 10	TW right **1718530000** 10
HM		TW left [2] **1752800000** 10	TW left **1752800000** 10	TW left **1752800000** 10
Width/length/height (incl. TS 32) mm	2/129/93	2/160/83.5	2/160/83.5	2/160/83.5
Width/length/height (incl. TS 35) mm	2/70/62.5	2/160/78.5	2/160/78.5	2/160/78.5
Cross-connection				
2-pole	QL 2 **0284300000** 20	QL 2 **9503390000** 1	QL 2 **9501350000** 5	QL 2 **9501360000** 1
3-pole	QL 3 **0279000000** 20			
Marking tags Print				
DEK Standard	DEK 5 see "Accessories"	DEK 5 see "Accessories"	DEK 5 see "Accessories"	DEK 5 see "Accessories"
Mounting rails, end brackets, further marking material see "Accessories"				

* Depends on cable lug [1]) with partition [2]) Left AP is required only once at beginning of terminal strip

Stud terminals

KST 10 KST 10/35	KST 12 KST 12/35
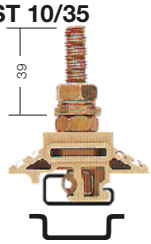	
34/60/82	34/60/82
34/62.5/74.5	34/62.5/74.5
–/M 10/–	–/M 12/–
1000 V[1])/192 A/70 mm²	1000 V[1])/232 A/95 mm²
8 kV/3	8 kV/3
10…20	14…31
207 A/70 mm²	250 A/95 mm²
200	200
600 V/175 A/12…2/0	600 V/200 A/12…3/0
Qty. Qty.	Qty. Qty.
9501330000 20	
9506960000 20	**9506970000** 20
9528330000 20	**9528340000** 20
+	+
TW right **1718530000** 10	TW right **1718530000** 10
TW left **1752800000** 10	TW left **1752800000** 10
2/160/83.5	2/160/83.5
2/160/78.5	2/160/78.5
QL 2 **9501370000** 1	QL 2 **9501380000** 1
DEK 5 see “Accessories”	DEK 5 see “Accessories”

PE terminals

	EK 2.5 N EK 2.5/35	EK 4 EK 4/35	EK 6/35	EK 10 EK 10/35
Dimensions/approvals				
Width/length/height (mm) with TS 32	6/36.5/49.5	8/40/51.5		10/40/51.5
Width/length/height (mm) with TS 35 x 7.5	6/56/40	6.5/56/44	8/56/44	10/56/44
Insulation stripping length/clamping screw/screwdriver blade	10 mm/M 2.5/3.5 x 0.6	12 mm/M 3/3.5 x 0.6	12 mm/M 3.5/4.0/0.8	12 mm/M 4/5.5 x 1.0
Rated data according to IEC 60 947-7-2				
Rated voltage/current with PEN/cross-section	–/–/2.5 mm²	–/–/4 mm²	–/–/6 mm²	–/–/10 mm²
Rated voltage/rated impulse voltage acc. to VDE 0110/1.89/ pollution severity				
Further technical data				
Tightening torque range Nm	0.4…0.8/0.5…1.0*	0.5…1.0/0.5…1.0*	1.2…1.6/0.5…1.0*	1.2…2.4/0.5…1.0*
Clampable conductor				
Solid H07V-U mm²	0.5…4	0.5…6	0.5…10	0.5…10
Stranded H07V-R mm²	0.5…2.5	0.5…4	1.5…6	1.5…6
Flexible H07V-K mm²	0.5…4	0.5…4	0.5…10	0.5…10
Fexible H07V-K and ferrule DIN 46 228/1 mm²	0.5…2.5	0.5…4	0.5…6	0.5…10
Cable AWG Nr.	22…14	22…10	20…8	20….8
Plug gauge according to 60 947-7-1 Size	A 3	A 4	A 5	B 6
Ordering data Version	Qty. / Qty.	Qty. / Qty.	Qty.	Qty. / Qty.
Green/yellow PA	**0474360000** 100 **0661060000** 100	**0354560000** 100 **0661160000** 100	**0661260000** 100	**0354660000** 80 **0661360000** 100
Blank				
Two clamping yokes blank				
Hexagon socket blank				
Support block	Type / Cat. No. / Qty.	Type / Cat. No. / Qty.	Type / Cat No. / Qty.	Type / Cat. No. / Qty.
For insulation of mounting rails in insulated-earth installations	SH 2 **0494920000** 10	SH 2 **0494920000** 10	SH 2 **0494920000** 10	SH 2 **0494920000** 10
SK - key, 8mm				
Marking tags Print				
1 2 3 4 5 6 DEK Standard	DEK 6 see "Accessories"	DEK 6.5 see "Accessories"	DEK 8 see "Accessories"	DEK 5 see "Accessories"
Mounting rails, end brackets, further marking material see "Accessories"				

* For centre screw

PE terminals

EK 16 EK 16/35	EK 35** EK 35/35	EK 2	SAKE 35	SAKE 70	EK 95/35
					
12/50/57.5	18/58/67.5	10/52/38	14/46/39	18/94/59.5	25/76/100/92
12/56/50	16/58/60				25/76/100/92
16 mm/M 4/5.5 x 1.0	20 mm/M 6/6.5 x 1.2	14 mm/M 4/–	16 mm/M 6/–	25 mm/M 8/–	27 mm/M 10/–
–/–/16 mm²	–/–/35 mm²	–/–/10	–/–/35 mm²	–/–/70 mm²	–/–/95 mm²
1.2…2.4/0.8…1.0*	2.5…5.0/ **	1.2…2.4/2.0…4.0*	2.5…5.0/2.0…4.0*	6.0…12/2.0…4.0*	10.0…20.0/1.2…2.4*
2.5…16	6…16	1.5…10	6…35	10…70	10…120
2.5…16	16…50	1.5…10	6…35	10…70	10…95
2.5…16	10…35	1.5…10	6…16	10…70	10…95
4…16	10…35	1.5…10	10…35	10…70	10…95
12…6	10…2	16…8	8…2	6…0	6…4/0
B 6	B 9	B 6	B 8	B 10	B 12
Qty. Qty.	Qty. Qty.	Qty.	Qty. Qty.	Qty. Qty.	Qty.
0374660000 50 **0190160000** 50	**0354760000** 20 **0661460000** 20	**0323100000** 20			
			0144400000 20	**0213200000** 20	**0535300000** 10
				1338300000 10	**0535400000** 10
Type Cat. No. Qty.	Type Cat. No. Qty.	Type Cat. No. Qty.	Type Cat. No. Qty.	Type Cat. No. Qty.	
SH 2 **0494920000** 10	SH 2 **0494920000** 10		SH 2 **0494920000** 10	SH 2 **0494920000** 10	
					0235000000
DEK 5 see “Accessories”	DEK 5 see “Accessories”				

** ADm f. EK 35/35 = 1.2 - 2.4 Nm
ADm f. EK 35 = 0.8 - 1.6 Nm

Fuse terminals

	ASK 1[1] ASK 1/35[1]	KDKS 1[1] KDKS 1/35[1]	SAKS 1 SAKS 1/35	SAKS 1/G25 SAKS 1/35/G25
				
Dimensions/approvals			DNV	DNV
Width/length/height (mm) with TS 32	8/58/45.5	8/73.5/59,8	13/54/61	13/54/61
Width/length/height (mm) with TS 35 x 7.5	8/58/44	8/73.5/55,7	13/54/54	13/54/54
Insulation stripping length/clamping screw/screwdriver blade	9 mm/M 3/3.5 x 0.6	9 mm/M 3/3.5 x 0.6	12 mm/M 4/5.5 x 1.0	12 mm/M 4/5.5 x 1.0
Rated data/feed through-terminal base				
Rated voltage/current/cross-section	500 V/6.3 A[2]/4 mm²	500 V/6.3 A/4 mm²	500 V/6.3 A[3]/10 mm²	500 V/6.3 A[3]/10 mm²
Rated impulse voltage/pollution severity	6 kV/3	6 kV/3	6 kV/3	6 kV/3
Further technical data				
Tightening torque range Nm	0.5…1.0	0.5…1.0	1.2…2.4	1.2…2.4
Torque setting with electric screwdriver type DMS 2	2	2	4	4
Clampable conductor				
Solid H07V-U mm²	0.5…4	0.5…4	0.5…16	0.5…16
Stranded H07V-R mm²	1.5…4		1.5…10	1.5…10
Flexible H07V-K mm²	0.5…4	0.5…4	0.5…10	0.5…10
Flexible H07V-K and ferrule according to DIN 46 228/1 mm²	0.5…4	0.5…4	0.5…10	0.5…10
Plug gauge according to 60 947-7-1 Size	A 3	A 4	B 6	B 6
Continuous current rating of cross-connection 2…5-pole A	(QB 2…4) 10	(QB 2…4) 10	(QL 2…5) 47	(QL 2…5) 47
Continuous current rating of cross-connection 6…10-pole A			(QL 6…10) 36	(QL 6…10) 36
Rated data according to UL/CSA				
Voltage/current/conductor size UL	300 V/6.3 A/12 max. AWG	300 V/15 A/12 max. AWG	300 V/6.3 A/22…10 AWG	
Voltage/current/conductor size CSA	300 V/6.3 A/26…12 AWG		600 V/10 A/26…10 AWG	600 V/10 A/26…10 AW
Ordering data Version	+ Cat.No. Qty.	Qty. Qty.	Qty. Qty.	Qty. Qty.
PA	**0474560000** 100	**9503300000** 50 **9503310000** 50		
KrG			**0191220000** 20 **0501620000** 20	**0191120000** 20 **0501520000** 20
Beige Wemid				**0501500000** 20
End plate/partition (thickness mm)	Type Cat. No. Qty.	Type Cat. No. Qty.	Type Cat. No. Qty.	Type Cat. No. Qty.
	AP (1.5) **0380360000** 20	AP 1 KDKS **9503330000** 25 Wemid **9532470000** 25 for TW (2.0) **0607000000** 20	AP (2.5) **0191320000** 20 Wemid beige **0191300000** 20 for TW (2.0) **0607000000** 20	AP (2.5) **0191320000** 20 Wemid-beige **0191300000** for TW (2.0) **0607000000** 20
G-fuse inserts	5 x 20 mm	5 x 20 mm	5 x 20 mm	5 x 25 mm
Acc. to IEC 60127-2 (VDE 0820 T.2 Bl 1) rated current (A): 0.10 fast	**0430300000** 10	**0430300000** 10	**0430300000** 10	0.25 (m) **0546900000** 10
Rated voltage 250 V 0.20 fast	**0430400000** 10	**0430400000** 10	**0430400000** 10	0.5 (m) **0510300000** 10
Fast switching capacity 1500 A 0.25 fast	**0430500000** 10	**0430500000** 10	**0430500000** 10	0.8 (m) **0646400000** 10
(at 250 V, 50 Hz, cos φ = 0.7) 0.50 fast	**0430600000** 10	**0430600000** 10	**0430600000** 10	1 (m) **0265800000** 10
1.0 fast	**0430700000** 10	**0430700000** 10	**0430700000** 10	10 (m) **0193100000** 10
1.6 fast	**0430800000** 10	**0430800000** 10	**0430800000** 10	2 (f) **0192700000** 10
2.0 fast	**0430900000** 10	**0430900000** 10	**0430900000** 10	4 (f) **0192800000** 10
2.5 fast	**0431000000** 10	**0431000000** 10	**0431000000** 10	6.3 (f) **0192900000** 10
3.15 fast				
4.0 fast				
5.0 fast				
6.3 fast				
Contact sleeve	**0553300000** 100	**0553300000** 100		
Screw cap/disconnector lever (spare)				
	TH **0377060000** 100	TH **0377060000** 100	SK (5 x 20) **0282100000** 20	SK (5 x 25) **0282000000** 20
Red pull lever	SIHA **1593020000** 100	SIHA **1593020000** 100		
Marking tags DEK **Print**	DEK 8 see "Accessories"	DEK 8 see "Accessories"	DEK 5 see "Accessories"	DEK 5 see "Accessories"
Mounting rails, end brackets, further marking material see "Accessories"				

[1]) Multipole interruptable with group marking carrier
Sch2 2-pole Cat. No. **1359500000**, 1000 mm Cat. No. **0337400000**

Fuse terminals

KSKM 1 KSKM 1/35	KSKM 2 KSKM 2/35	KSKM 3 KSKM 3/35
		
13/69/62	13/69/62	13/69/62
13/69/63	13/69/63	13/69/63
12 mm/–/–	12 mm/–/–	12 mm/–/–
250 V/6.3 A[1])/10 mm²	250 V/13 A[2])/10 mm²	440 V/10 A/10 mm²
0.5…16	0.5…16	0.5…16
0.5…10	0.5…10	0.5…10
B 6	B 6	B 6
600 V/10 A/22…8 AWG	600 V/15 A/22…8 AWG	600 V/15 A/22…8 AWG
Qty. Qty.	Qty. Qty.	Qty. Qty.
9509570000 20 **9509600000** 20	**9509580000** 20 **9509610000** 20	**9509620000** 20
Type Cat. No. Qty.	Type Cat. No. Qty.	Type Cat. No. Qty.
AP (3) **9509630000** 20	AP (3) **9509630000** 20	AP (3) **9509630000** 20
5 x 20 mm	1 x 1/4”	1 1/4 x 1/4”
0.10 (f) **0430300000** 10		
0.20 (f) **0430400000** 10		E 2 A **0294500000** 10
0.25 (f) **0430500000** 10		E 3 A **0295700000** 10
0.50 (f) **0430600000** 10		E 5 A **0294600000** 10
1.00 (f) **0430700000** 10		E 7 A **0295800000** 10
1.60 (f) **0430800000** 10		E 10 A **0293900000** 10
2.00 (f) **0430900000** 10		
2.50 (f) **0431000000** 10		
3.15 fast **0431100000** 10		
4.0 fast **0431200000** 10		
5.0 fast **0431300000** 10		
6.3 fast **0431400000** 10		
5 x 20 SBL **0446100000** 40	1 x 1/4" SBL **0446200000** 40	1 1/4 x 1/4" SBL **0446300000** 40
DEK 5 see “Accessories”	DEK 5 see “Accessories”	DEK 5 see “Accessories”

[1]) Max. fuse rating according to DIN 41 660, IEC 127 CEE4 Type 1
[2]) Fuse according to BS 1362

Fuse terminals

		SAKS 3 SAKS 3/35	SAKS 4 SAKS 4/35	SAKS 5 SAKS 5/35	SAKS 2 SAKS 2/35
Dimensions/approvals					
Width/length/height (mm)	with TS 32	13/54/61	24/75/73	28/80/80.5	28/80/81.5
Width/length/height (mm)	with TS 35 x 7.5	13/54/55	24/75/66	28/80/66	28/80/75
Insulation stripping length/clamping screw/screwdriver blade		12 mm/M 4/5.5 x 1	14 mm/M 4/5.5 x 1	13 mm/M 4/5.5 x 1	12 mm/M 4/5.5 x 1
Rated data/feed through-terminal base					
Rated voltage/current/cross-section		500 V/10 A/10 mm²	400 V**/16 A/10 mm²	400 V/63 A***/16 mm²	500 V/10 (25) A***/10 mm²
Rated impulse voltage/pollution severity		6 kV/3	6 kV/3	6 kV/3	6 kV/3
Further technical data					
Tightening torque range	Nm	1.2…2.4	1.2…2.4	1.2…2.4	1.2…2.4
Torque setting with electric screwdriver type DMS 2		4	4	4	4
Clampable conductor					
Solid H07V-U	mm²	0.5…16	0.5…16	1.5…16	0.5…16
Stranded H07V-R	mm²	1.5…10	1.5…10	1.5…16	0.5…10
Flexible H07V-K	mm²	0.5…10	0.5…10	1.5…16	0.5…10
Flexible H07V-K and ferrule according to DIN 46 228/1	mm²	0.5…10	0.5…10	1.5…16	0.5…10
Plug gauge according to 60 947-7-1	Size	B 6	B 6	B 7	B 6
Continuous current rating of cross-connection 2…5-pole	A	(QL 2…5) 47	(QL 2…5) 47	(QL 2…5) 47	(QL 2…5) 47
Continuous current rating of cross-connection 6…10-pole	A	(QL 6…10) 36	(QL 6…10) 36	(QL 6…10) 36	(QL 6…10) 36
Rated data according to UL/CSA					
Voltage/current/conductor size	UL	300 V/10 A/22…10 AWG			
Voltage/current/conductor size	CSA	600 V/10 A/22…10 AWG	600 V/30 A/22…8 AWG	600 V/63 A/14…6 AWG	600 V/25 A/22…8 AWG
Ordering data	Version	Qty. Qty.	Qty. Qty.	Qty. Qty.	Qty. Qty.
	KrG	**0248920000**[3] 20 **0667520000**[3] 20	**0321320000** 20 **0501820000** 20	**0359420000** 20 **0502120000** 20	**0206820000** 20 **1368720000** 20
	KrG	**0297520000**[4] 20 **0328920000**[4] 20			
			Neozed D 01	Neozed D 02	Diazed E 16
End plate/partition (thickness mm)		Type / Cat. No. / Qty.	Type / Cat. No. / Qty.	Type / Cat. No. / Qty.	Type / Cat. No. / Qty.
	PA	AP (2.5) **0191320000**	TW HP (2.0) **0607000000*** 20	TW HP (2.0) **0607000000*** 20	TW HP (2.0) **0607000000*** 20
	HP	for			
		TW (2.0) **0607000000**			
Cross-connection					
 QL			QL 2 **0328000000** 20	QL 2 **0207800000** 20	QL 2 **0207800000** 20
			QL 3 **0328100000** 20	QL 3 **0207900000** 20	QL 3 **0207900000** 20
			QL 4 **0328200000** 20	QL 4 **0208000000** 20	QL 4 **0208000000** 20
			QL 10 **0339000000** 20	QL 10 **0338900000** 20	QL 10 **0338900000** 20
SS					
			SS M 4 **0136400000** 100	SS M 4 **0136400000** 100	SS M 4 **0136400000** 100
Fixing screws for cross-connections			BS M 4x9 **0103300000** 100	BS M 4x9 **0103300000** 100	BS M 4x9 **0103300000** 100
Fuse inserts		Fuse insert	Gauge ring	Gauge ring	Gauge ring
			Amp. Colour Cat. No. Qty.	Amp. Colour Cat. No. Qty.	Amp. Colour Cat. No. Qty.
1 1/4" x 1/4"	Nominal current (A): 0.5 fast	E 0.5 A **0533800000**	P 14/2 pink **0138000000** 50		
	1.0 fast	E 1 A **0525500000**	P 14/4 brown **0138100000** 50		P 16/10 red **0208900000** 100
	2.0 fast	E 2 A **0294500000**	P 14/6 green **0328600000** 50		P 16/16 grey **0209000000** 100
	3.0 fast	E 3 A **0295700000**	P 14/10 red **0328700000** 50	P 18/20 Blue **0361800000** 50	P 16/20 Blue **0209100000** 100
	5.0 fast	E 5 A **0294600000**		P 18/25 yellow **0361900000** 50	
	7.0 fast	E 7 A **0295800000**		P 18/35 black **0362000000** 50	
	10.0 fast	E 10 A **0293900000**		P 18/50 white **0362100000** 50	
G fuse inserts 5 x 30 mm (500 V~/0.032…6.3 A). Available from Wickmann-Werke GmbH, Annastr. 113, 58453 Witten, Germany, Phone ++492302/6620					
D fuse inserts			Rated voltage 400 V	Rated voltage 400 V	Rated voltage 500 V
			E 14/2 **0137400000** 10	E 18/20 **0361300000** 10	E 10 A **0208500000** 25
			E 14/4 **0137500000** 10	E 18/25 **0361400000** 10	E 16 A **0208600000** 25
			E 14/6 **0328300000** 10	E 18/35 **0361500000** 10	E 20 A **0208700000** 25
			E 14/10 **0328400000** 10	E 18/50 **0361600000** 10	E 25 A **0208800000** 25
			E 14/16 **0328500000** 10	E 18/63 **0361700000** 10	
Screw cap (spare)					
	red	SK (5 x 30) **0282000000** 20	SK **0339410000** 20	SK **0359310000** 20	SK **0284110000** 20
	black	SK (1/4" x 1 1/4) **0428900000** 20			
Marking tags	**Print**				
1 2 3 4 5 6	DEK Standard	DEK 5 see "Accessories"	DEK 5 see "Accessories"	DEK 5 see "Accessories"	DEK 5 see "Accessories"
Mounting rails, end brackets, further marking material see "Accessories"					

*only for TS 32

** Also for 440 V~ with neozed marina fuse
*** Current for overload up to 10 A, for short circuit up to 25 A

[3]) For fuse inserts 1 1/4 x 1/4" DEF 63
[4]) For fuse inserts 5 x 30

SAKS 4 USA

24/75/73			
24/75/66			
14 mm/M 4/5.5 x 1			
400 V/30 A/10 mm²			
6 kV/3			
1.2…2.4			
4			
0.5…16			
1.5…10			
0.5…10			
0.5…10			
B 6			
(QL 2…5) 47			
(QL 6…10) 36			
600 V/30 A/20…8 AWG			
600 V/30 A/22…8 AWG			
	Qty.		Qty.
0162220000	20	**0178220000**	20
10.3 x 38,1			
Type	Cat. No.		Qty.
TW HP (2.0)	**0607000000***		20
QL 2	**0328000000**		20
QL 3	**0328100000**		20
QL 4	**0328200000**		20
QL 10	**0339000000**		20
SS M 4	**0136400000**		100
BS M 4 x 9	**0103300000**		100

Fuse terminals

with fault indicator

	SAKS 1	SAKS 4	SAKS 6	SAKS 7
	Fuse insert 5 x 20/5 x 25	Fuse insert E14/D 01 (e.g. Neozed D 01)	Fuse insert 11/4" x 1/4" acc. to DEF 63	Fuse insert 5 x 20/5 x 25
		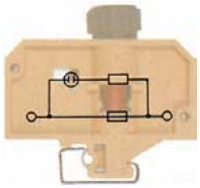		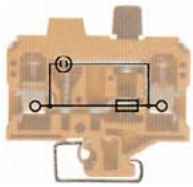
	Warning: In the event of a faulty fuse, the connection system is live!	**Warning:** In the event of a faulty fuse, the connection system is live!	**Warning:** In the event of a faulty fuse, the connection system is live!	**Warning:** In the event of a faulty fuse, the connection system is live!
Dimensions/approvals				
Width/length/height (mm) with TS 32				
Width/length/height (mm) with TS 35 x 7.5				
Terminal width (+ 0.2 assembly tolerance) mm	13	24	12	12
Insulation stripping length/clamping screw/screwdriver blade	12	14	12	12
Connection data				
Screw connection, solid	0.5…16 mm²	0.5…16 mm²	0.5…16 mm²	0.5…16 mm²
Screw connection, flexible	0.5…10 mm²	0.5…10 mm²	0.5…10 mm²	0.5…10 mm²
Conductor cross-section	AWG 20…8	AWG 20…7	AWG 20…8	AWG 20…8
Further technical data				
Tightening torque range Nm	1.2…2.4	1.2…2.4	1.2…2.4	1.2…2.4
Torque setting with electric screwdriver type DMS 2	4	4	4	4
VDE rated data				
Voltage/current	–/10 A	–/16 A	500 V~/10 A	500 V~/10 A
LED-current (24…60 V)	≤ 5 mA		10 A	10 A
LED-current (115…230 V)			≤ 1 mA	≤ 1 mA
Incandescent lamp-current	≤ 50 mA			
Neon lamp-current	≤ 0.5 mA	≤ 1 mA	≤ 1 mA	≤ 1 mA
Cross-section	10 mm²	10 mm²	10 mm²	10 mm²

Ordering data		Voltage	SAKS 1		SAKS 4		SAKS 6		SAKS 7	
			Qty.	Qty.	Type / Cat. No.	Qty.	Type / Cat. No.	Qty.	Type / Cat. No.	Qty.
Fuse insert			SAKS 1 LD		SAKS 4		SAKS 6 KrG **0531820000**	40	SAKS 7 KrG	
5 x 20	LED	24 V–	**0371420000** 10	**0225820000** 10	TS 32 Neon lamp		for 1¼" x ¼" acc. to DEF 63		for 5 x 25 **0576120000**	40
Acc. to IEC 60127-2 (VDE 0820 T.2 Bl 1)		24 V~	**1111220000** 10	**1111320000** 10	Voltage				SAKS 7 KrG	
without indicator		48 V–			115 V≈	**0101820000** 10			for 5 x 20 **0573120000**	40
		48 V~		**0214020000** 10	480 V≈	**0102120000** 10	exchangable neon lamps (please order separately)		exchangable neon lamps (please order separately)	
			SAKS 1 GL							
	Incandescent lamp	24 V≈		**0173220000** 10						
		48 V≈	**0378920000** 10							
			SAKS 1 GL							
	Neon lamp	115 V≈	**0385320000** 10	**8068330000** 10						
		230 V≈	**0306120000** 10	**0199920000** 10						
Fuse insert			SAK 1 LD							
5 x 25	LED	24 V–	on demand							
Acc. to DIN 41576			SAKS GL							
without indicator	Incandescent lamp	48 V≈	on demand							
			SAKS 1 GL							
	Neon lamp	115 V≈								
		230 V≈	**0309320000** 10	**0198620000** 10						

Accessories		SAKS 1 Type	Cat. No.	Qty.	SAKS 4 Type	Cat. No.	Qty.	SAKS 6 Type	Cat. No.	Qty.	SAKS 7 Type	Cat. No.	Qty.
Mounting rail		TS 32	**0122800000**		TS 32	**0122800000**		TS 32	**0122800000**		TS 32	**0122800000**	
		TS 35x7.5	**0383400000**										
		TS 35x15	**0498000000**										
End brackets (thickness mm)	for TS 32	EWK 1 (8.5)	**0206160000**	50	EWK 1 (8.5)	**0206160000**	50	EWK 1 (8.5)	**0206160000**	50	EWK 1 (8.5)	**0206160000**	50
	for TS 35	EW 35 (8.5)	**0383560000**	50									
End plate (thickness mm)		AP KrG (3)	**0191320000**	20				AP KrG	**0146720000**	20	AP KrG (3)	**0146720000**	20
Cross-connection								QL 2	**0191400000**	50	QL 2	**0207800000**	20
Type 'QL'								QL 3	**0191500000**	50	QL 3	**0207900000**	20
Cross-connection								QL 4	**0191600000**	20	QL 4	**0208000000**	20
Type 'QB'								QL 10	**0338800000**	20	QL 10	**0338900000**	20
Fixing screw (fits QL)								BSM 3x6 m.SS	**0346200000**	100	BSM 4x9 m.SS	**0133300000**	100
Screw cap (spare)		SK (5 x 20)	**0282100000**	20									
		SK (5 x 25)	**0282000000**	100									
Neon lamp								Neon lamp 230 V~	**0550300000**		Neon lamp 230 V~	**0550300000**	
								Neon lamp 115 V~	**0550200000**		Neon lamp 115 V~	**0550200000**	

Fuse inserts and gauge rings for Weidmüller fuse terminals

Fuse inserts

for terminal type	Size (mm)	Rated voltage (V)	Rated current (A)		Type	Cat. No.	Qty.
	G fuse inserts 5 x 20 **without** indicator acc. to IEC 60127-2 (VDE 0820 T.2 Bl 1)						
SAKS 1			0.1	(F)	G 20/0.10A/F	**0430300000**	10
SAKS 7	5 x 20		0.2	(F)	G 20/0.20A/F	**0430400000**	10
ASK 1	Breaking capacity 1500 A		0.25	(F)	G 20/0.25A/F	**0430500000**	10
WSI 6	(at 250 V, 50 Hz, cos φ 0.7)		0.5	(F)	G 20/0.50A/F	**0430600000**	10
			0.63	(F)	G 20/0.63A/F	**0439000000**	10
			1.0	(F)	G 20/1.00A/F	**0430700000**	10
		250	1.6	(F)	G 20/1.60A/F	**0430800000**	10
			2.0	(F)	G 20/2.00A/F	**0430900000**	10
			2.5	(F)	G 20/2.50A/F	**0431000000**	10
			3.15	(F)	G 20/3.15A/F	**0431100000**	10
			4.0	(F)	G 20/4.00A/F	**0431200000**	10
			5.0	(F)	G 20/5.00A/F	**0431300000**	10
			6.3	(F)	G 20/6.30A/F	**0431400000**	10
	G fuse inserts 5 x 25 **with** indicator acc. to DIN 41576[1])						
SAKS 1							
SAKS 7	5 x 25 m. K.[1])		0.25	(M)	G 25/0.25A/M	**0546900000**	10
WSI 6	Breaking capacity 80 A		0.5	(M)	G 25/0.50A/M	**0510300000**	10
	(at 250 V, 50 Hz, cos φ = 1)		0.8	(M)	G 25/0.80A/M	**0646400000**	10
		250	1	(M)	G 25/1.00A/M	**0265800000**	10
			10	(M)[5])	G 25/10.0A/M	**0193100000**	10
			2	(F)	G 25/2.00A/F	**0192700000**	10
			4	(F)	G 25/4.00A/F	**0192800000**	10
			6.3	(F)	G 25/6.30A/F	**0192900000**	10
	Fuse inserts 1¼" x ¼" **without** indicator acc. to BS 88						
SAKS 3[2])	33 kA Breaking capacity 33 kA fast						
SAKS 6	E 0.5 A		0.5		GZ 0.5A/F	**0533800000**	10
	E 1 A		1		GZ 1.0A/F	**0525500000**	10
	E 2 A	440	2		GZ 2.0A	**0294500000**	10
	E 3 A		3		GZ 3.0A	**0295700000**	10
	E 5 A		5		GZ 5.0A	**0294600000**	10
	E 7 A		7		GZ 7.0A	**0295800000**	10
	E 10 A		10		GZ 10.0A	**0293900000**	10
	D fuse inserts E 16 **with** indicator acc. to DIN 49360 (diazed)						
SAKS 2	E 10 A		10		E 16/10A RT	**0208500000**	25
	E 16 A	500	16		E 16/16A GR	**0208600000**	25
	E 20 A		20		E 16/20A BL	**0208700000**	25
	E 25 A		25		E 16/25A GE	**0208800000**	25
	D fuse inserts E 14 Size D 01 and E 18 size D 02 **with** indicator acc. to DIN 49522 (neozed)[3])						
SAKS 4[4])	E 14/2		2		E 14/2A RS	**0137400000**	10
	E 14/4		4		E 14/4A BR	**0137500000**	10
	E 14/6	400	6		E 14/6A GN	**0328300000**	10
	E 14/10		10		E 14/10A RT	**0328400000**	10
	E 14/16		16		E 14/16A GR	**0328500000**	10
	E 18/20		20		E 18/20A BL	**0361300000**	10
SAKS 5	E 18/25		25		E 18/25A GE	**0361400000**	10
	E 18/35	400	35		E 18/35A SW	**0361500000**	10
	E 18/50		50		E 18/50A WS	**0361600000**	10
	E 18/63		63		E 18/63A KU	**0361700000**	10

(F) = fast

(M) = miedium-delayed action

Note: 1) The SIBA company also supplies 5 x 25 G fuse inserts with indicators in a shipbuilding model for 450 V AC.
2) 5 x 30 (500 V AC) fuse inserts for SAKS 3 are available from the WICKMANN company
3) The LINDNER company also supplies neozed fuse cartridges in an additional shipbuilding mode for 440 V AC.
4) Fuse cartridges with the dimensions 1"x¼" ≙ 25.4x6.35 mm and 13/32"x1½" ≙ 10.3x38.1 mm ar not included in product line.
5) Only for SAKS 1 and SAKS 7.

Gauge rings

For terminal type	Gauge ring type	Amp.	Colour	Type	Cat. No.	Qty.
SAKS 4 and 4/35	P 14/2	2	Pink	P 14/2D01 RS	**0138000000**	50
	P 14/4	4	Brown	P 14/4D01 BR	**0138100000**	50
	P 14/6	6	Green	P 14/6D01 GN	**0328600000**	50
	P 14/1	10	Red	P 14/10D01 RT	**0328700000**	50
SAKS 5 and 5/35	P 18/20	20	Blue	P 18/20D02 BL	**0361800000**	50
	P 18/25	25	Yellow	P 18/25D02 GE	**0361900000**	50
	P 18/35	35	Black	P 18/35D02 SW	**0362000000**	50
	P 18/50	50	White	P 18/50D02 WS	**0362100000**	50
SAKS 2 and 2/35	P 16/10	10	Red	P 16/10 RT	**0208900000**	100
	P 16/16	16	Grey	P 16/16 GR	**0209000000**	100
	P 16/20	20	Blue	P 16/20 BL	**0209100000**	100

Disconnect test terminals

		SAKR SAKR/35	SAKR-D SAKR-D/35	DKT 4 DKT 4/35	DKT 4 V DKT 4 V/35
			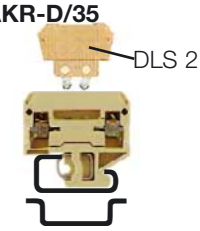		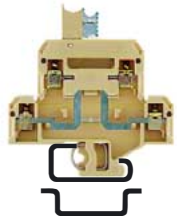
Dimensions/approvals					
Width/length/height (mm)	with TS 32	6.5/42/40.5/54.5 (opened)	6.5/42/40.5/57 (with DLS 2)	6/65/56.5/70 (opened)	6/65/56.5/70 (opened)
Width/length/height (mm)	with TS 35 x 7.5	6.5/46/38/52	6.5/46/38/54.5	6/65/56.5/70	6/65/56.5/70
Insulation stripping length/clamping screw/screwdriver blade		8 mm/M 3/3.5 x 0.6	8 mm/M 3/3.5 x 0.6	9 mm/M 3/3.5 x 0.6	9 mm/M 3/3.5 x 0.6
Rated data					
Rated voltage/current/cross-section		400 V[6])/10 A/4 mm²	400 V/10 A/4 mm²	400V/10 A/4 mm²	400 V/10 A/4 mm²
Rated impulse voltage/pollution severity		6 kV/3	6 kV/3	6 kV/3	6 kV/3
Further technical data					
Tightening torque range	Nm	0.5…1.0/0.5 StB	0.5…1.0/0.5 StB	0.5…1.0/0.5 StB	0.5…1.0/0.5 StB
Torque setting with electric screwdriver type DMS 2		2/1	2/1	2/1	2/1
Clampable conductor					
Solid H07V-U	mm²	0.5…4	0.5…4	0.5…4	0.5…4
Stranded H07V-R	mm²	1.5…4	1.5…4	1.5…4	1.5…4
Flexible H07V-K	mm²	0.5…4	0.5…4	0.5…4	0.5…4
Flexible H07V-K and ferrule according to DIN 46 228/1	mm²				
With/without plastic insulating collar	mm²	0.5…4	0.5…4	0.5…4	0.5…4
Plug gauge according to 60 947-7-1	Size	A 3	A 3	A 3	A 3
Continuous current rating of cross-connection 2…5-pole	A	(QB 2…25) 10	(QB 2…25) 10	(QB 2…4) 10	(QB 2…4) 10
Continuous current rating of cross-connection 6…10-pole	A				
Rated data according to UL/CSA					
Voltage/current/conductor size	UL	300 V/10 A/26…12 AWG	300 V/10 A/26…12 AWG	300 V/10 A/22…12 AWG	300 V/10 A/22…12 AWG
Voltage/current/conductor size	CSA	300 V/10 A/26…12 AWG	300 V/10 A/22…12 AWG	300 V/10 A/26…12 AWG	300 V/10 A/26…12 AWG
Ordering data	Type	Qty. Qty.	Qty. Qty.	Qty. Qty.	Qty. Qty.
	KrG	**0412120000** 100			
	PA	**0412160000** 100 **0172160000** 100	**0412960000**[1]) 100 **0299960000**[1]) 50	**0687360000** 50 **0687460000** 50	
	Without diode PA		**0413060000**[2]) 50 **0185760000**[2]) 50		
	With diode PA		**0263660000**[3]) 50 **0299560000**[3]) 50		
	Blue PA	**0412180000** 100 **0172180000** 100			
	Orange PA	**1461960000** 100			
With 2 StB[5])	KrG	**0412220000** 100			
With 2 StB[5])	PA	**0412260000** 100 **0183360000** 100	**0546460000**[1]) 100	**0327860000** 50 **0327960000** 50	**1304860000** 50 **1304960000** 50
With 2 StB[5])	without diode PA		**0413160000**[2]) 50		
With 2 StB[5])	Blue	**0412280000** 100 **0183380000** 100			
End plate (thickness mm)		Type Cat. No. Qty.	Type Cat. No. Qty.	Type Cat. No. Qty.	Type Cat. No. Qty.
	KrG	AP (1.5) **0211320000** 20			
	PA	AP (1.5) **0211360000** 20	AP (1.5) **0211360000** 20	AP (1.5) **0687560000** 20	AP (1.5) **0687560000** 20
	Blue PA	AP (1.5) **0211380000** 20			
Partition (thickness mm)					
		TW HP (1.0) **0297100000** 20	TW HP (1.0) **0297100000** 20	TW HP (2.0) **0607000000** 20	TW HP (2.0) **0607000000** 20
Cross-connection					
QB 4 	2-pole	QB 2[4]) **0482700000** 100	QB 2[4]) **0482700000** 100	QB 2[4]) **0482700000** 100	QB 2[4]) **0482700000** 100
	3-pole	QB 3[4]) **0482800000** 50	QB 3[4]) **0482800000** 50	QB 3[4]) **0482800000** 50	QB 3[4]) **0482800000** 50
	4-pole	QB 4[4]) **0482900000** 50	QB 4[4]) **0482900000** 50	QB 4[4]) **0482900000** 50	QB 4[4]) **0482900000** 50
	25-pole	QB 25 blank[4]) **0134000000** 20	QB 25 blank[4]) **0134000000** 20		
Contact sleeve (spare)					
Test plug					
		PS 2.3 **0180400000** 20	PS 2.3 **0180400000** 20	PS 2.3 **0180400000** 20	PS 2.3 **0180400000** 20
Diode plug (spare)					
without diode			DLS 2 **0321060000** 50		
with diode 1N4007			DLS 2 +▷| – **0630160000** 50		
with diode 1N4007			DLS 2 –|◁+ **0547760000** 50		
with jumper			DLS 2 **0547660000** 25		
Marking tags	**Print**				
 DEK	Standard	DEK 6.5 see "Accessories"	DEK 6.5 see "Accessories"	DEK 6 see "Accessories"	DEK 6 see "Accessories"
Mounting rails, end brackets, further marking material see "Accessories"					

[1]) without DLS
[2]) with DLS empty
[3]) with DLS 1N4007
[4]) When using QB the rated cross-current reduces to max. 2.5 mm²
[5]) With DKT 4 only on upper terminal level
[6]) As disconnect test terminal rated voltage 250 V

Disconnect test terminals

ASK 1
ASK 1/35



8/58/49	
8/58/44	
9 mm/M 3/3.5 x 0.6	
500 V/19 A/4 mm²	
6 kV/3	
0.5…1.0	
2	
0.5…4	
1.5…4	
0.5…4	
0.5…4	
A 3	
(QB 2…4) 10	
300 V/15 A/12 max. AWG	
300 V/6.3 A/26…12 AWG	
	Qty.
	0456360000 100
	0105260000 100

Type	Cat. No.	Qty.
AP (1.5)	**0380360000**	20
TW HP (2.0)	**0607000000**	20
QB 2[4])	**0461100000**	100
QB 3[4])	**0461200000**	50
QB 4[4])	**0461300000**	50
multipole interruptable with group marking carrier SchS 2; 2-pole (Cat. No. **1359500000**) 1000 mm (Cat. No. **0337400000**)		
K sleeve	**0553300000**	100
DEK 5 FW	see “Accessories”	

SAK-series

Feed-through terminals with tab connection

	AST 1 AST1/35	AST 3 AST 3/35	AST 4 AST 4/35	AST 5 AST 5/35
	6.3 2.8	6.3 2.8	6.3 2.8	6.3 2.8
				
Dimensions/approvals	DNV	DNV		DNV
Width/length/height (mm) with TS 32	6.5/58/53.5	6.5/40/47.5	6.5/40/47.5	6.5/58/53.5
Width/length/height (mm) with TS 35 x 7.5	6.5/58/46	6.5/44/40	6.5/44/40	6.5/58/46
Insulation stripping length/clamping screw/screwdriver blade			9 mm/M 2.5/3.5 x 0.6	12 mm/M 3/3.5 x 0.6
Rated data				
Rated voltage/-current	500 V[1])/-	500 V[1])/-	500 V[1])/-	500 V[1])/-
Rated cross-section for clamping yokes	-	-	2.5 mm²	4 mm²
Rated cross-section tab 6.3/2.8 mm	2.5/1.0 mm²	2.5/1.0 mm²	2.5/1.0 mm²	2.5/1.0 mm²
Rated Voltage VDE 0110/1.89/pollution severty	6 kV/3	6 kV/3	6 kV/3	6 kV/3
Further technical data				
Tightening torque range Nm			0.4…0.7	0.5…1.0
Torque setting with electric screwdriver type DMS 2			1	2
Clampable conductor				
Solid H07V-U mm²			0.5…4	0.5…6
Stranded H07V-R mm²			1.5…2.5	1.5…4
Flexible H07V-K mm²			0.5…2.5	0.5…4
Flexible H07V-K and ferrule according to DIN 46 228/1 mm²			0.5…2.5	0.5…4
Plug gauge according to 60 947-7-1 Size			A 3	A 4
Continuous current of terminal for conductor size				
Continuous current rating of cross-connection 2…5-pole A	(QL 2…10) 20	(QL 2…10) 20	(QL 2…10) 20	(QL 2…10) 20
Continuous current rating of cross-connection 6…10-pole A				
Rated data according to UL/CSA				
Voltage/current/conductor size UL	300 V/13 A/–	300 V/13 A/–	300 V/13 A/22…12 AWG	300 V/13 A/22…12 AWG
Voltage/current/conductor size CSA	300 V/16 A/–	300 V/16 A/–	300 V/16 A/24…12 AWG	300 V/16 A/24…12 AWG
Ordering data Version	Qty. / Qty.	Qty. / Qty.	Qty. / Qty.	Qty. / Qty.
Slotted KrG	**0478220000** 50	**0442420000** 100	**0439120000** 100	**0479220000** 50
Slotted blue KrG		**0442470000** 100		
Slotted PA	**0478260000**[2]) 50 **0699660000**[2]) 50	**0460360000**[2]) 100	**0460460000** 100	**0479260000** 50 **0664960000** 50
Unslotted KrG	**0266320000** 50	**0298020000** 100	**0321220000** 100	**0334520000** 50
Unslotted blue KrG			**0321270000** 100	
Unslotted PA	**0266360000**[2]) 50 **0664860000**[2]) 50	**0236760000**[2]) 100 **0479360000**[2]) 10	**0479460000** 100	**0334560000** 50 **0699760000** 50
End plate/partition/small partition (thickness mm)	Type / Cat. No. / Qty.	Type / Cat. No. / Qty.	Type / Cat. No. / Qty.	Type / Cat. No. / Qty.
AP TW TSCH 1 KrG	AP (3.0) **0266420000** 20	AP (3.0) **0298120000** 20	AP (3.0) **0298120000** 20	AP (3.0) **0266420000** 20
Blue KrG				
PA	AP (1.5) **0266460000** 20	AP (1.5) **0460560000** 20	AP (1.5) **0460560000** 20	AP (1.5) **0266460000** 20
PA		TW (1.5) **0130160000** 20	TW (1.5) **0130160000** 20	
HP	TW (0.5) **0474700000** 20	TW (1.0) **0297100000** 20	TW (1.0) **0297100000** 20	TW (1.0) **0474700000** 20
HP	TW (2.0) **0607000000** 20			TW (2.0) **0607000000** 20
Only for PA	TSch 1 **0319160000** 100	TSch 1 **0319160000** 100	TSch 1 **0319160000** 100	TSch 1 **0319160000** 100
Cross-connection				
Q4 2-pole	Q 2 **0336700000** 50	Q 2 **0336700000** 50	Q 2 **0336700000** 50	Q 2 **0336700000** 50
3-pole	Q 3 **0336800000** 50	Q 3 **0336800000** 50	Q 3 **0336800000** 50	Q 3 **0336800000** 50
4-pole	Q 4 **0336900000** 50	Q 4 **0336900000** 50	Q 4 **0336900000** 50	Q 4 **0336900000** 50
10-pole	Q 10 **0368800000** 20	Q 10 **0368800000** 20	Q 10 **0368800000** 20	Q 10 **0368800000** 20
25-pole				
Plug adapter				
2-pole		STA 2.5/2 **0165860000** 100	STA 2.5/2 **0165860000** 100	
3-pole		STA 2.5/3 **0165960000** 50	STA 2.5/3 **0165960000** 50	
4-pole		STA 2.5/4 **0190360000** 50	STA 2.5/4 **0190360000** 50	
Clips into PA version 5-pole		STA 2.5/5 **0166060000** 50	STA 2.5/5 **0166060000** 50	
of AST3 and AST4 only 8-pole		STA 2.5/8 **0166160000** 50	STA 2.5/8 **0166160000** 50	
Test plug/socket				
Plug-test socket without using QL for TS 32	StB 14 **0168600000** 50	StB 14 **0168600000** 50	StB 14 **0168600000** 50	StB 14 **0168600000** 50
PS				
StB	PS 2.3 **0180400000** 20	PS 2.3 **0180400000** 20	PS 2.3 **0180400000** 20	PS 2.3 **0180400000** 20
Insulation sleeve				
	IH 2.8 **0386060000** 100	IH 2.8 **0386060000** 100	IH 2.8 **0386060000** 100	IH 2.8 **0386060000** 100
	IH 6.3 **0386260000** 100	IH 6.3 **0386260000** 100	IH 6.3 **0386260000** 100	IH 6.3 **0386260000** 100
Marking tags Print				
DEK Standard	DEK 6.5 see "Accessories"	DEK 6 see "Accessories"	DEK 6 see "Accessories"	DEK 6.5 see "Accessories"
Mounting rails, end brackets, further marking material see "Accessories"				

[1]) with insulation sleeve
[2]) shock proof with ADP 4 cover profiles ADP4 (see section "Accessories")

Feed-through terminals with tab connection

	SAK 4 S SAK 4 S/35	SAK 4 SS SAK 4 SS/35	SAKR F SAKR F/35
	6.3 2.8	6.3 2.8	2.8
Dimensions/approvals			
Width/length/height (mm) with TS 32	6.5/40/51.5	6.5/40/51.5	6.5/42/40.5/54.5 (opened)
Width/length/height (mm) with TS 35 x 7.5	6.5/40/49.5	6.5/40/49.5	6.5/42/40.5/32.5
Insulation stripping length/clamping screw/screwdriver blade	12 mm/M 3/3.5 x 0.6		8 mm/M 3/3.5 x 0.6
Rated data			
Rated voltage/-current	500 V[1])/16 A	500 V[1])/16 A	250 V[1])/10 A
Rated cross-section for clamping yokes	4 mm²	-	4 mm²
Rated cross-section tab 6.3/2.8 mm	2.5/1.0 mm²	2.5/1.0 mm²	-/1.0 mm²
Rated Voltage VDE 0110/1.89/pollution severty	6 kV/3	6 kV/3	6 kV/3
Further technical data			
Tightening torque range Nm	0.5…1.0		0.5…1.0
Torque setting with electric screwdriver type DMS 2	2		1
Clampable conductor			
Solid H07V-U mm²	0.33…6		0.5…4
Stranded H07V-R mm²	1.5…4		1.5…4
Flexible H07V-K mm²	0.5…4		0.5…4
Flexible H07V-K and ferrule according to DIN 46 228/1 mm²	0.5…4		0.5…2.5
Plug gauge according to 60 947-7-1 Size	A 4		A 3
Continuous current of terminal for conductor size			
Continuous current rating of cross-connection 2 pole A	(QL 2…10) 36 A at 6 mm²	(QL 2…10) 36 A at 6 mm²	(QB 2…25) 10
Continuous current rating of cross-connection multipole A			
Rated data according to UL/CSA			
Voltage/current/conductor size UL	300 V/13 A/26…12 AWG	300 V/13 A/18…14 AWG	300 V/10 A/22…12 AWG
Voltage/current/conductor size CSA	300 V/13 A/26…12 AWG	300 V/13 A/18…14 AWG	300 V/10 A/26…12 AWG
Ordering data **Version**	Qty. Qty.	Qty. Qty.	Qty. Qty.
Slotted KrG	**0401220000** 100	**0479620000** 10	
Slotted blue KrG			
Slotted PA	**0401260000** 100 **0630360000** 100	**0479660000** 100 **0630460000** 100	**0663660000** 100 **63828700000** 100
Unslotted KrG		**0352920000** 10	with 1 StB 6
End plate/partition/small partition (thickness mm)	Type Cat. No. Qty.	Type Cat. No. Qty.	Type Cat. No. Qty.
AP TW TSch 1 KrG	AP (1.5) **0117920000** 20	AP (1.5) **0117920000** 20	
Blue KrG		AP (1.5) **0117970000** 20	
PA	AP (1.5) **0117960000** 20	AP (1.5) **0117960000** 20	AP (1.5) **0211360000** 20
PA	AP (1.5) **0130160000** 20	TW (1.5) **0130160000** 20	
HP	TW (1.0) **0297100000** 20	TW (1.0) **0297100000** 20	TW (1.0) **0297100000** 20
Cross-connection			
QL QB 4 2-pole	QL 2 **0130600000** 100	QL 2 **0130600000** 100	QB 2* **0482700000** 100
3-pole	QL 3 **0130700000** 100	QL 3 **0130700000** 100	QB 3* **0482800000** 50
4-pole	QL 4 **0130800000** 50	QL 4 **0130800000** 50	QB 4* **0482900000** 50
10-pole	QL 10 **0338200000** 20	QL 10 **0338200000** 20	
25-pole			QB 25 blank* **0134000000** 20
BS M 3 x 4.5 BS M 3 x 24	BS M 3x4.5 **1593210000** 100	BS M 3x4.5 **1593210000** 100	
Test plug/socket			
PS			PS 2.3 **0180400000** 20
Insulation sleeve			
	IH 2.8 **0386060000** 100	IH 2.8 **0386060000** 100	IH 2.8 **0386060000** 200
	IH 6.3 **0386260000** 100	IH 6.3 **0386260000** 100	
Marking tags	**Print**		
1 2 3 4 5 6 DEK	Standard DEK 6.5 see "Accessories"	DEK 6.5 see "Accessories"	DEK 6.5 see "Accessories"
Mounting rails, end brackets, further marking material see "Accessories"			

[1]) With insulation sleeve

*The conductor cross-section for the screw connection is reduced to 2.5 mm² when QB is used

SAK-series

Feed-through terminals with tab connection

	DK 4 SS/35	DK 4 SS/35 only 2.8	DK 4 S DK 4 S/35	DK 4 S only 2.8 DK 4 S/35 only 2.8
Dimensions/approvals	LR	LR		
Width/length/height (mm) with TS 32			6/54/59.5	6/54/59.5
Width/length/height (mm) with TS 35 x 7.5	6/54/60.5	6/54/60.5	6/54/60.5	6/54/60.5
Insulation stripping length/clamping screw/screwdriver blade			9 mm/M 3/3.5 x 0.6	9 mm/M 3/3.5 x 0.6
Rated data				
Rated voltage/-current	400 V[1])/2 x 16 A	400 V[1])/2x10	400 V[1])/2 x 10	400 V[1])/2 x 10
Rated cross-section for clamping yokes	-	-	4 mm²	4 mm²
Rated cross-section tab 6.3/2.8 mm	2.5/1.0 mm²	1.0 mm²	1.0 mm²	1.0 mm²
Rated Voltage VDE 0110/1.89/pollution severty	8 kV/3	4 kV/3	6 kV/3	6 kV/3
Further technical data				
Tightening torque range Nm			0.5…1.0	0.5…1.0
Torque setting with electric screwdriver type DMS 2			2	2
Clampable conductor				
Solid H07V-U mm²			0.5…4	0.5…4
Stranded H07V-R mm²			1.5…4	1.5…4
Flexible H07V-K mm²			0.5…4	0.5…4
Flexible H07V-K and ferrule according to DIN 46 228/1 mm²				
With/without plastic insulation collar			0.5…4	0.5…4
Plug gauge according to 60 947-7-1 Size			A 3	A 3
Continuous current of terminal for conductor size				
Continuous current rating of cross-connection 2 pole A	(QL 2…10) 20	(QL 2…10) 20	(QL 2…10) 20	(QL 2…10) 20
Continuous current rating of cross-connection multipole A				
Rated data according to UL/CSA				
Voltage/current/conductor size UL	300 V/10 A/22…12 AWG	300 V/10 A/22…12 AWG	300 V/10 A/22…12 AWG	300 V/10 A/22…12 AWG
Voltage/current/conductor size CSA	300 V/10 A/22…12 AWG	300 V/10 A/22…12 AWG	300 V/10 A/22…12 AWG	300 V/10 A/22…12 AWG
Ordering data Version	Cat. No. Qty.	Cat. No. Qty.	Qty. Qty.	Qty. Qty.
PA	**0217160000** 100	**0297060000** 100	**0631260000** 100 **0686660000** 100	**0631160000** 100 **0686560000** 100
End plate (thickness mm)	Type Cat. No. Qty.	Type Cat. No. Qty.	Type Cat. No. Qty.	Type Cat. No. Qty.
PA	AP (1.5) **0631360000** 20	AP (1.5) **0631360000** 20	AP (1.5) **0631360000** 20	AP (1.5) **0631360000** 20
Partition				
for TS 32 HP			TW HP (2.0) **0607000000** 20	TW HP (2.0) **0607000000** 20
Small partition				
TSch 6	TSch 6 **0190260000** 100	TSch 6 **0190260000** 100	TSch 6 **0190260000** 100	TSch 6 **0190260000** 100
Cross-connection				
Q 3 2-pole	Q 2 **0336400000** 50	Q 2 **0336400000** 50	Q 2 **0336400000** 50	Q 2 **0336400000** 50
3-pole	Q 3 **0336500000** 50	Q 3 **0336500000** 50	Q 3 **0336500000** 50	Q 3 **0336500000** 50
4-pole	Q 4 **0336600000** 50	Q 4 **0336600000** 50	Q 4 **0336600000** 50	Q 4 **0336600000** 50
10-pole	Q 10 **0368600000** 20	Q 10 **0368600000** 20	Q 10 **0368600000** 20	Q 10 **0368600000** 20
Test plug/socket				
StB Plug test socket without using QL	StB 8.5 **0215700000** 50	StB 8.5 **0215700000** 50	StB 8.5 **0215700000** 50	StB 8.5 **0215700000** 50
Plug test socket for use with QL				
PS	PS 2.3 **0180400000** 20	PS 2.3 **0180400000** 20	PS 2.3 **0180400000** 20	PS 2.3 **0180400000** 20
Insulation sleeve				
	IH 2.8 **0386060000** 100	IH 2.8 **0386060000** 100	IH 2.8 **0386060000** 100	PS 2.3 **0180400000** 20
	IH 6.3 **0386260000** 100		IH 6.3 **0386260000** 100	IH 2.8 **0386060000** 100
Marking tags	**Print**			
1 2 3 4 5 6 DEK	Standard DEK 6 see "Accessories"	DEK 6 see "Accessories"	DEK 6 see "Accessories"	DEK 6 see "Accessories"

Mounting rails, end brackets, further marking material see "Accessories"

1) With insulation sleeve

Feed-through terminals for wrap termination

DIN 41 611, Part 2 and for spring-clip termination DIN 41 611, Part 4

		SAK 2.5 T Pin 1 x 1	SAK 2.5 T Pin 0.8 x 1.6	SAK 2.5 T Pin 0.8 x 2.4
Dimensions/approvals				
Width/length/height (mm)	with TS 32 ⊏⊐	6/36.5/47.5/67	6/36.5/47.5/62	6/36.5/47.5/69
Insulation stripping length/clamping screw/screwdriver blade		12 mm/M 2.5/3.5 x 0.6	12 mm/M 2.5/3.5 x 0.6	12 mm/M 2.5/3.5 x 0.6
Rated data				
Rated voltage/current/cross-section		250 V/8 A/2.5 mm²	250 V/10 A/2.5 mm²	250 V/10 A/2.5 mm²
Rated impulse voltage VDE 0110/1.89/pollution severity		4 kV/3	4 kV/3	4 kV/3
Further technical data				
Tightening torque range	Nm	0.4…0.7	0.4…0.7	0.4…0.7
Torque setting with electric screwdriver type DMS 2		1	1	1
Clampable conductor				
Solid H07V-U	mm²	0.5…6	0.5…6	0.5…6
Stranded H07V-R	mm²	0.5…2.5	0.5…2.5	0.5…2.5
Flexible H07V-K	mm²	0.5…4	0.5…4	0.5…4
Flexible H07V-K and ferrule according to DIN 46 228/1	mm²	0.5…2.5	0.5…2.5	0.5…2.5
Plug gauge according to IEC 60 947-1	Size	A 3	A 3	A 3
Continuous current of terminal for conductor size				
Continuous current rating of cross-connection 2-pole	A	(Q 2…10) 24	(Q 2…10) 24	(Q 2…10) 24
Continuous current rating of cross-connection multipole	A			
Rated data according to UL/CSA				
Voltage/current/conductor size	UL			
Voltage/current/conductor size	CSA	300 V/10 A/22…12 AWG	300 V/10 A/22…12 AWG	300 V/10 A/22…12 AWG

Ordering data	Pin	Version	⊏⊐	Cat. No.	Qty.	⊏⊐	Cat. No.	Qty.	⊏⊐	Cat. No.	Qty.
Horizontal assembly / Vertical assembly	Right	KrG		**0108520000**	100						
	Horizontal right	KrG					**0485920000**	100			
	Vertical left	KrG					**0478820000**	100		**0371020000**	100
	Vertical right	KrG									
	2x vertical	KrG								**0485020000**	100
	Right	PA		**0108560000**[1]	100						

End plate (thickness mm)		Type	Cat. No.	Qty.	Type	Cat. No.	Qty.	Type	Cat. No.	Qty.
	KrG	AP (1.5)	**0279520000**	20	AP (1.5)	**0279520000**	20	AP (1.5)	**0279520000**	20
	PA	AP (1.5)	**0279560000**	20	AP (1.5)	**0279560000**	20	AP (1.5)	**0279560000**	20
Partition (thickness mm)										
	KrG	TW (2.5)	**0302820000**	20	TW (2.5)	**0302820000**	20	TW (2.5)	**0302820000**	20
	PA	TW (1.5)	**0302860000**	20	TW (1.5)	**0302860000**	20	TW (1.5)	**0302860000**	20
	HP	TW (0.5)	**0197100000**	20	TW (0.5)	**0197100000**	20	TW (0.5)	**0197100000**	20
	HP	TW (2.0)	**0607000000**	20	TW (2.0)	**0607000000**	20	TW (2.0)	**0607000000**	20
Small partition		TSch 1	**0319160000**	100	TSch 1	**0319160000**	100	TSch 1	**0319160000**	100
Cross-connection										
	2-pole	Q 2	**0337000000**	50	Q 2	**0337000000**	50	Q 2**	**0337000000**	50
	3-pole	Q 3	**0337100000**	50	Q 3	**0337100000**	50	Q 3**	**0337100000**	50
	4-pole	Q 4	**0337200000**	50	Q 4	**0337200000**	50	Q 4**	**0337200000**	50
	10-pole	Q 10	**0368700000**	20	Q 10	**0368700000**	20	Q 10**	**0368700000**	20
Test plug/socket										
	Plug-test socket without using QL	StB 8.5 (ø 23)	**0280600000**	50	StB 8.5 (ø 2.3)	**0280600000**	50	StB 8.5 (ø 23)	**0280600000**	50
PS StB		PS 2.3	**0180400000**	20	PS 2.3	**0180400000**	20	PS 2.3	**0180400000**	20
Marking tags			**Print**							
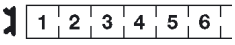	DEK	Standard	DEK 6	see "Accessories"	DEK 6	see "Accessories"		DEK 6	see "Accessories"	

Mounting rails, end brackets, further marking material see "Accessories"

[1]) Shock-proof with ADP4 cover profile (see section "Accessories")

** Not for Type 2 x vertical"

SAK-series

Disconnect terminals for wrap connection acc. to DIN 41 611, Part 2 and for spring-clip connection acc. to DIN 41 611, Part 4

		DK 4 T Pin 1 x 1	DK 4 T Pin 0.8 x 1.6	DK 4 T Pin 0.8 x 2.4	SAKRT Pin 1 x 1/0.8 x 2.4 and 0.8 x 1.6
Dimensions					
Width/length/height (mm)	with TS 32 ⊏⊐	6/50/58.5/75.5	6/50/60.5/77.5	6/50/67.5/84.5	6/42/40.5/54.5
Insulation stripping length/clamping screw/screwdriver blade		9 mm/M 3/3.5 x 0.6	9 mm/M 3/3.5 x 0.6	9 mm/M 3/3.5 x 0.6	8 mm/M 3/3.5 x 0.6
Rated data					
Rated voltage/current/cross-section		250 V/8 A/4 mm²	250 V/10 A/4 mm²	250 V/10 A/4 mm²	250 V/6/8 A/4 mm²
Rated impulse voltage VDE 0110/1.89/pollution severity		4 kV/3	4 kV/3	4 kV/3	4 kV/3
Further technical data					
Tightening torque range	Nm	0.5…1.0	0.5…1.0	0.5…1.0	0.5…1.0
Torque setting with electric screwdriver type DMS 2		1	1	1	2
Clampable conductor					
Solid H07V-U	mm²	0.5…4	0.5…4	0.5…4	0.5…4
Stranded H07V-R	mm²	1.5…4	1.5…4	1.5…4	1.5…4
Flexible H07V-K	mm²	0.5…4	0.5…4	0.5…4	0.5…4
Flexible H07V-K and ferrule according to DIN 46 228/1					
With/without plastic insulating collar	mm²	0.5…4	0.5…4	0.5…4	0.5…4
Plug gauge according to IEC 60 947-1	Size	A3	A3	A3	A3
Continuous current of terminal block for conductor size					
Continuous current rating of cross-connection 2-pole	A	(Q 2…10) 32	(Q 2…10) 32	(Q 2…10) 32	(QB 2…10) 10
Continuous current rating of cross-connection multipole	A				
Rated data according to UL/CSA					
Voltage/current/conductor size	UL	–	–	–	–
Voltage/current/conductor size	CSA	–	–	–	–

Ordering data	Pin	Type	⊏⊐	Cat. No.	Qty.	⊏⊐	Cat. No.	Qty.	⊏⊐	Cat. No.	Qty.	⊏⊐	Cat. No.	Qty.
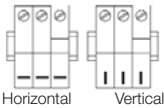 Horizontal assembly / Vertical assembly	Right	PA		**0536560000**	50									
	Links	PA										1 x 1	**0587460000**	100
	Horizontal right	PA					**0370460000**[1])	50						
	Vertical right	PA					**0370360000**[1])			**0527760000**[1])	50	0.8 x 2.4	**0545060000**	100
	Vertical right	Blue PA												
	Vertical	PA												
	Vertical left	PA										0.8 x 1.6	**0469360000**	100
DK 4 QT bridgeable on both levels	Right	PA		**1398460000**[1])	50									

End plate/partition (thickness mm)		Type	Cat. No.	Qty.	Type	Cat. No.	Qty.	Type	Cat. No.	Qty.	Type	Cat. No.	Qty.
	PA	AP (1.5)	**0359260000**	20	AP (1.5)	**0359260000**	20	AP (1.5)	**0359260000**	20	AP (1.5)	**0211360000**	20
		AP (DK4 QT)	**1397160000**	20									
	Blue PA	AP (1.5)	**0359280000**	20	AP (1.5)	**0359280000**	20						
		TW (2.0)	**0607000000**	20	TW (2.0)	**0607000000**	20	TW (2.0)	**0607000000**	20	TW (2.0)	**0607000000**	20
Small partition													
TSch 4		TSch 4	**0363360000**	100	TSch 4	**0363360000**	100	TSch 4	**0363360000**	100			
Cross-connection/covers													
Q 3 QB 4 	2-pole	Q 2	**0336400000**	50	Q 2	**0336400000**	50	Q 2	**0336400000**	50			
	3-pole	Q 3	**0336500000**	50	Q 3	**0336500000**	50	Q 3	**0336500000**	50			
	4-pole	Q 4	**0336600000**	50	Q 4	**0336600000**	50	Q 4	**0336600000**	50			
	10-pole	Q 10	**0368600000**	20	Q 10	**0368600000**	20	Q 10	**0368600000**	20			
		QB 2*	**0482700000**	100	QB 2*	**0482700000**	100	QB 2*	**0482700000**	100	QB 2*	**0482700000**	100
		QB 3*	**0482800000**	50	QB 3*	**0482800000**	50	QB 3*	**0482800000**	50	QB 3*	**0482800000**	50
		QB 4*	**0482900000**	50	QB 4*	**0482900000**	50	QB 4*	**0482900000**	50	QB 4*	**0482900000**	50
	25-pole										QB 25 blank*	**0134000000**	20
Test plug/socket													
StB	Plug-test socket without using QL	StB 8.5 (ø 23)	**0215700000**	50	StB 8.5 (ø 23)	**0215700000**	50	StB 8.5 (ø 2.3)	**0215700000**	50			
PS		PS 2.3	**0180400000**	20	PS 2.3	**0180400000**	20	PS 2.3	**0180400000**	20			
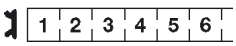	FW/FS	dekafix 6	see "Accessories"		dekafix 6	see "Accessories"		dekafix 6	see "Accessories"				

Mounting rails, end brackets, further marking material see "Accessories"

* The conductor cross-section for the screw connection is reduced to 2.5 mm² when QB is used.
** Only to be used with PA-version

[1]) Shock-proof with ADP4 cover profile (see section "Accessories")

Feed-through terminals and disconnect test terminals

with solder connection

	SAK 2.5/M.LS	SAK 2.5 L SAK 2.5 L/35	SAK 2.5 LL SAK 2.5 LL/35	SAKR L SAKR L/35
	With screen lug			Disconnect terminal
				
Dimensions/approvals				
Width/length/height (mm) with TS 32	6/60/46.5	6/44.5/46.5	6/55/46.5	6.5/50/40.5/54.5 (opened)
Width/length/height (mm) with TS 35 x 7.5		6/44.5/40	6/55/40	6.5/50/38/52
Insulation stripping length/clamping screw/screwdriver blade	12 mm/M 2.5/3.5 x 0.6	12 mm/M 2.5/3.5 x 0.6		8 mm/M 3/3.5 x 0.6
Rated data				
Rated voltage/current/cross-section	250 V/20 A/2.5/1.5 mm²	250 V/20 A/2.5/1.5 mm²	250 V/20 A/1.5 mm²	250 V/10 A/4/1.5 mm²
Rated impulse voltage VDE 0110/1.89/pollution severity	4 kV/3	4 kV/3	4 kV/3	4 kV/3
Further technical data				
Tightening torque range Nm	0.4…0.7	0.4…0.7		0.5…1.0
Torque setting with electric screwdriver type DMS 2	1	1		2/1
Clampable conductor				
Solid H07V-U mm²	0.5…6	0.5…6		0.5…4
Stranded H07V-R mm²	0.5…2.5	0.5…2.5		0.5…4
Flexible H07V-K mm²	0.5…4	0.5…4		0.5…4
Flexible H07V-K and ferrule according to DIN 46 228/1 mm²	0.5…2.5	0.5…2.5		0.5…4
Plug gauge according to 60 947-7-1 Size	A 3	A 3		A 3
Continuous current of terminal block for conductor size				
Continuous current rating of cross-connection 2-pole A	(Q 2…10) 24	(Q 2…10) 24	(Q 2…10) 24	(QB 2…25) 10
Continuous current rating of cross-connection multipole A				
Rated data according to UL/CSA				
Voltage/current/conductor size UL				300 V/10 A/22…12 AWG
Voltage/current/conductor size CSA	300 V/10 A/22…12 AWG	300 V/10 A/22…12 AWG	300 V/10 A/26…12 AWG	300 V/10 A/22…12 AWG
Ordering data Type	Cat. No. Qty.	Qty. Qty.	Qty. Qty.	Qty.
KrG	**0309120000** 100	**0351420000** 100	**0323620000** 100	
Blue KrG		**0351470000** 100	**0323670000** 100	
KrS				
PA		**0351460000**[2] 100 **0495060000**[2] 100	**0323660000**[2] 100 **0567260000**[2] 100	**0412360000** 100
Blue PA				**0412380000** 100
KrG		**0544120000*** 100		
PA		**0544160000***[2] 100		**0412460000*** 100
Blue PA				**0412480000*** 100
End plate/partition (thickness mm)	Type Cat. No. Qty.	Type Cat. No. Qty.	Type Cat. No. Qty.	Type Cat. No. Qty.
AP TW KrG	AP (1.5) **0309220000** 20	AP (1.5) **0309220000** 20	AP (1.5) **0309220000** 20	
Blue KrG	AP (1.5) **0309270000** 20	AP (1.5) **0309270000** 20	AP (1.5) **0309270000** 20	
PA		AP (1.5) **0279560000** 20	AP (1.5) **0279560000** 20	AP (1.5) **0211360000**[1] 20
Blue PA				AP (1.5) **0211380000** 20
PA	TW (1.5) **0302860000** 20	TW (1.5) **0302860000** 20	TW (1.5) **0302860000** 20	
HP	TW (1.0) **0297100000** 20	TW (1.0) **0297100000** 20	TW (1.0) **0297100000** 20	
HP	TW (2.0) **0607000000** 20	TW (2.0) **0607000000** 20	TW (2.0) **0607020000** 20	TW (2.0) **0607000000** 20
Small partition	TSch 1 **0319160000** 100	TSch 1 **0319160000** 100	TSch 1 **0319160000** 100	
Cross-connection				
Q 3 Q 4 2-pole	Q 2 **0337000000** 50	Q 2 **0337000000** 50	Q 2 **0337000000** 50	QB 2** **0482700000** 100
3-pole	Q 3 **0337100000** 50	Q 3 **0337100000** 50	Q 3 **0337100000** 50	QB 3** **0482800000** 50
4-pole	Q 4 **0337200000** 50	Q 4 **0337200000** 50	Q 4 **0337200000** 50	QB 4** **0482900000** 50
10-pole	Q 10 **0368700000** 20	Q 10 **0368700000** 20	Q 10 **0368700000** 20	
25-pole				QB 25 blank** **0134000000** 20
Test plug/socket				
Plug-test socket without using QL		StB 8.5 (ø 23) **0280600000** 50	StB 8.5 (ø 23) **0280600000** 50	
StB Plug-test-socket for use with QL		StB 29.5 (ø 4) **0133400000** 50	StB 29.5 (ø 4) **0133400000** 50	
		PS 2.3 **0180400000** 20	PS 2.3 **0180400000** 20	PS 2.3 **0180400000** 20
PS		PS 4 **0299600000** 20	PS 4 **0299600000** 20	
Cover				
	AD 4 **0303400000** 50	AD 4 **0303400000** 50	AD 4 **0303400000** 50	
	BSK M 3 x 22 **0128900000** 100	BSK M 3 x 22 **0128900000** 100	BSK M 3 x 22 **0128900000** 100	
Marking tags	**Print**			
1 2 3 4 5 6 DEK Standard	DEK 6 see "Accessories"	DEK 6 see "Accessories"	DEK 6 see "Accessories"	DEK 6.5 see "Accessories"

Mounting rails, end brackets, further marking material see "Accessories"

* Soldering lug on left-hand side

** The conductor cross-section for the screw connection is reduced to 2.5 mm² when QB is used.

[1] For TS 32 and TS 35

[2] Contact-proof cross-connection with ADP 4 cover profile (see "Accessories")

SAK-series

Disconnect test terminals with solder connections

		SAKR L	SAKR LL	SAKR LL
		With 2 StB 6		With 2 StB 6
Dimensions/approvals				
Width/length/height (mm)	with TS 32	6.5/50/40.5/54.5 (opened)	6.5/58/40.5/54.5 (opened)	6.5/58/40.5/54.5 (opened)
Width/length/height (mm)	with TS 35 x 7.5			
Insulation stripping length/clamping screw/screwdriver blade		8 mm/M 3/3.5 x 0.6		–/–/3.5 x 0.6
Rated data				
Rated voltage/current/cross-section		250 V/10 A/4/1.5 mm²	250 V/10 A/1.5 mm²	250 V/10 A/1.5 mm²
Rated impulse voltage VDE 0110/1.89/pollution severity		4 kV/3	4 kV/3	4 kV/3
Further technical data				
Tightening torque range	Nm	0.5…1.0		
Torque setting with electric screwdriver type DMS 2		1		
Clampable conductor				
Solid H07V-U	mm²	0.5…4		
Stranded H07V-R	mm²	1.5…4		
Flexible H07V-K	mm²	0.5…4		
Flexible H07V-K and ferrule according to DIN 46228/1				
With/without plastic insulating collar	mm²	0.5…4		
Plug gauge according to 60 947-7-1	Size	A 3		
Continuous current of terminal block for conductor size				
Continuous current rating of cross-connection 2 pole	A	(QB 2…25) 10		
Continuous current rating of cross-connection multipole	A			
Rated data according to UL/CSA				
Voltage/current/conductor size	UL			
Voltage/current/conductor size	CSA		300 V/10 A/22…12 AWG	
Ordering data	Type	Qty. / Qty.	Qty.	Qty. / Qty.
	KrG			
	Blue KrG			
	KrS			
	PA	**0518160000*** 100 **0183560000** 100	**0464460000** 100	**0294260000** 100
	Blue PA			
	KrG			
	KrS			
	PA	**0572660000** 100		
	Blue PA			
End plate/partition (thickness mm)		Type / Cat. No. / Qty.	Type / Cat. No. / Qty.	Type / Cat. No. / Qty.
AP TW	KrG		AP (1.5) **0211320000** 20	AP (1.5) **0211320000** 20
	Blue KrG			
	PA	AP (1.5) **0211360000** 20	AP (1.5) **0211360000** 20	AP (1.5) **0211360000** 20
	Blue PA	AP (1.5) **0211380000** 20	AP (1.5) **0211380000** 20	AP (1.5) **0211380000** 20
	PA			
	HP	TW (0.5) **0474700000** 20	TW (0.5) **0474700000** 20	TW (0.5) **0474700000** 20
	HP	TW (2.0) **0607000000** 20	TW (2.0) **0607000000** 20	TW (2.0) **0607000000** 20
Small partition				
Cross-connection				
 QB 3	QB 4	QB 2** **0482700000** 100		
	2-pole	QB 3** **0482800000** 50		
	3-pole	QB 4** **0482900000** 50		
	4-pole			
	10-pole	QB 25 blank** **0134000000** 20		
	25-pole			
Test plug/socket				
PS		PS 2.3 **0180400000** 20		PS 2.3 **0180400000** 20
Marking tags	**Print**			
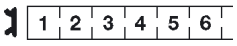 DEK	Standard	DEK 6.5 see "Accessories"	DEK 6.5 see "Accessories"	DEK 6.5 see "Accessories"
Mounting rails, end brackets, further marking material see "Accessories"				

* Soldering lug on left-hand side
** The conductor cross-section for the screw connection is reduced to 2.5 mm² when QB is used.

Disconnect test terminals with solder connections

	TAL	TAL	SAKK 4	SAKK 10
	2 solder connections	4 solder connections	Ceramic feed-through terminals for use in high temperature ranges up to max. 210°C	
Dimensions/approvals				
Width/length/height (mm) with TS 32	4/48/36/50 (opened)	4/54/36/50 (opened)	8/40/53	11.5/40/53
Width/length/height (mm) with TS 35 x 7.5				
Insulation stripping length/clamping screw/screwdriver blade			12 mm/M3/3.5 x 0.6	12 mm/M 4/5.5 x 1.0
Rated data			**IEC 60 947-7-1**	**IEC 60 947-7-1**
Rated voltage/current/cross-section	63 V/10 A/1.5 mm²	63 V/10 A/1.5 mm²	800 V/32 A/4 mm²	800 V/57 A/10 mm²
Rated impulse voltage VDE 0110/1.89/pollution severity	1.5 kV/3	1.5 kV/3		
Further technical data				
Tightening torque range Nm			0.5…1	1.2…2
Torque setting with electric screwdriver type DMS 2				
Clampable conductor				
Solid H07V-U mm²			0.5...6 mm²	2.5...16 mm²
Stranded H07V-R mm²			0.5...4 mm²	2.5...10 mm²
Flexible H07V-K mm²				
Flexible H07V-K and ferrule according to DIN 46 228/1 mm²				
Plug gauge according to 60 947-7-1 Size			A 4	B 6
Continuous current of terminal block for conductor size			35 A/6 mm²	63 A/16 mm²
Continuous current rating of cross-connection 2 pole A			36	47
Continuous current rating of cross-connection multipole A			36	36
Rated data according to UL/CSA				
Voltage/current/conductor size UL				
Voltage/current/conductor size CSA				
Ordering data Type	Cat. No. Qty.	Cat. No. Qty.	Cat. No. Qty.	Cat. No. Qty.
KrG				
Blue KrG				
KrS				
PA	**0212060000** 100	**0304960000** 100		
Blue PA				
KrG				
KrS				
PA				
Blue PA				
Ceramic			SAKK 4 **1598080000** 50	SAKK 10 **1598090000** 50
End plate/partition (thickness mm)	Type Cat. No. Qty.	Type Cat. No. Qty.	Type Cat. No. Qty.	Type Cat. No. Qty.
AP TW KrG			AP/SAKK4/10 **9502630000** 10	AP/SAKK4/10 **9502630000** 10
Blue KrG				
PA	AP (1.5) **0212260000** 20	AP (1.5) **0212260000** 20		
Blue PA				
PA				
Small partition				
Cross-connection			Type Cat. No. Qty.	Type Cat. No. Qty.
Q 3 QB 4 2-pole			QL 2 **9509420000** 100	QL 2 **9509470000** 100
3-pole			QL 3 **9509430000** 100	QL 3 **9509480000** 50
4-pole			QL 4 **9509440000** 50	QL 4 **9509490000** 50
10-pole			QL 10 **9509450000** 20	QL 10 **9509500000** 20
25-pole			VH 13.5 **0248500000** 100	VH 12.5 **9509510000** 50
			BS (M3 X 20) **0303000000** 100	BS (M3 X 20) **0303000000** 100
Additional accessories				
			SST **0152700000**	SST **0152700000**
			MEW 1/32 **0445600000**	MEW 1/32 **0445600000**
			EK 2 **0323100000**	EK 2 **0323100000**
Marking tags				
1 2 3 4 5 6 DEK Print Standard	On demand	On demand		
Mounting rails, end brackets, further marking material see "Accessories"				

SAK-series

Feed-through terminals for initiators and actuators

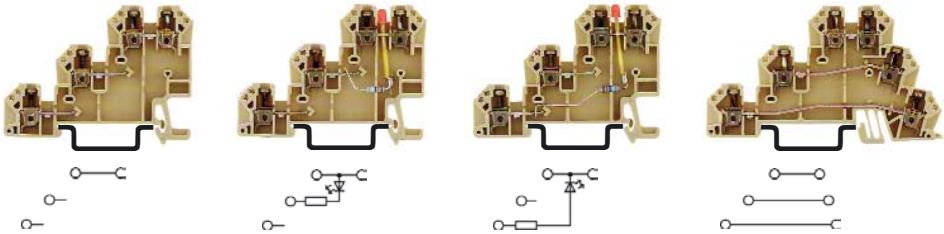

	DLI 2.5	DLI 2.5 LD PNP	DLI 2.5 LD NPN	DLD 2.5
Dimensions/approvals				
Width/length/height (mm) with TS 35 x 7.5	6/65/49	6/65/49	6/65/49	6/82/49
Insulation stripping length/clamping screw/screwdriver blade	7 mm/M 2.5/3.5 x 0.6	7 mm/M 2.5/3.5 x 0.6	7 mm/M 2.5/3.5 x 0.6	7 mm/M 2.5/3.5 x 0.6
Rated data according to IEC 60 947-7-1				
Rated voltage/current/cross-section	250 V/20 A/2.5 mm²	5–30 V-/20 A/2.5 mm²	5–30 V-/20 A/2.5 mm²	250 V/24 A/2.5 mm²
Rated impulse voltage/pollution severity	4 kV/3	0.8 kV/3	0.8 kV/3	4 kV/3
Further technical data				
Tightening torque range Nm	0.4…0.6	0.4…0.6	0.4…0.6	0.4…0.6
Torque setting with electric screwdriver type DMS 2	1	1	1	1
Clampable conductor				
Solid H07V-U mm²	0.5…4	0.5…4	0.5…4	0.5…4
Stranded H07V-R mm²	0.5…2.5	0.5…2.5	0.5…2.5	0.5…2.5
Flexible H07V-K mm²	0.5…4	0.5…4	0.5…4	0.5…4
Flexible H07V-K and ferrule according to DIN 46228/1 mm²	0.5…2.5	0.5…2.5	0.5…2.5	0.5…2.5
Plug gauge according to 60 947-7-1 Size	A 3	A 3	A 3	A 3
Continuous current of terminal for conductor size	20 A/2.5 mm²	20 A/2.5 mm²	20 A/2.5 mm²	
Continuous current rating of cross-connection 2…5-pole A	(Q 2…10) 20	(Q 2…10) 20	(Q 2…10) 20	(Q 2…10) 20
Continuous current rating of cross-connection 6…10-pole A				
Rated data according to UL/CSA				
Voltage/current/conductor size UL	300 V/10 A/26…12 AWG	300 V/10 A/26…12 AWG	300 V/10 A/26…12 AWG	300 V/10 A/26…12 AWG
Voltage/current/conductor size CSA	300 V/10 A/26…12 AWG			300 V/10 A/26…12 AWG
Ordering data	Cat. No. Qty.	Cat. No. Qty.	Best.-Nr . Qty.	Cat. No. Qty.
Standard	**1313360000** 100			**1317060000** 50
with diode 1N4007				
with LED red (5…30 V)		**1578510000** 100	**1578550000** 100	
with LED green (5…30 V)		**1578520000** 100	**1578560000** 100	
with LED and diode 1N4007				
with LED and diode 1N4007				
Block of 10[1])	(w/o) **1411360000** 10	(LED red) **1578530000** 10		
Block of 10[1])	(with dekafix) **1579070000** 10	(LED green) **1578540000** 10		
Fuse inserts				
End plate/Small partition	Type Cat. No. Qty.	Type Cat. No. Qty.	Type Cat. No. Qty.	Type Cat. No. Qty.
AP-DLI AP-DLD Part-AP TSch 1	AP **1313260000** 20	AP **1313260000** 20	AP **1313260000** 20	AP **1317660000** 20
				AP (Part-AP) **1381860000** 20
	TSch 1 **0319160000** 100	TSch 1 **0319160000** 100	TSch 1 **0319160000** 100	TSch 1 **0319160000** 100
(thickness 1.5 mm)				
Test plug/plug socket				
StB 8.5 PS	StB 8.5*(ø23) **0215700000** 50			StB 8.5*(ø23) **0215700000** 50
	PS 2.3 **0180400000** 20			PS 2.3 **0180400000** 20
Cross-connection				
Q 3	Q 2 **1312500000** 50	Q 2 **1312500000** 50	Q 2 **1312500000** 50	Q 2 **1312500000** 50
	Q 3 **1312600000** 50	Q 3 **1312600000** 50	Q 3 **1312600000** 50	Q 3 **1312600000** 50
	Q 4 **1312700000** 50	Q 4 **1312700000** 50	Q 4 **1312700000** 50	Q 4 **1312700000** 50
	Q 10 **1313100000** 20	Q 10 **1313100000** 20	Q 10 **1313100000** 20	Q 10 **1313100000** 20
	Q 20 **1399800000** 20	Q 20 **1399800000** 20	Q 20 **1399800000** 20	Q 20 **1399800000** 20
BS M 2.5 QL 2 Q 10 Q 10	QL 2 **0297200000** 100	QL 2 **0297200000** 100	QL 2 **0297200000** 100	QL 2 **0297200000** 100
	VH 4.2 **1345800000** 100	VH 4.2 **1345800000** 100	VH 4.2 **1345800000** 100	VH 4.2 **1345800000** 100
VQB	VQB1.5/50 BL **1633280000** 5	VQB1.5/50 BL **1633280000** 5	VQB1.5/50 BL **1633280000** 5	VQB1.5/50 BL **1633280000** 5
Snap fit, external cross-connection VQB 1.5.	VQB1.5/50 RT **1633290000** 5	VQB1.5/50 RT **1633290000** 5	VQB1.5/50 RT **1633290000** 5	VQB1.5/50 RT **1633290000** 5
For cross-connections for more than 20 terminals, replace VH with VH 4.2 (134580) without internal thread	VQB1.5/50 SW **1635120000** 5	VQB1.5/50 SW **1635120000** 5	VQB1.5/50 SW **1635120000** 5	VQB1.5/50 SW **1635120000** 5
Group marking				
WT 4	WT 4 **1341060000** 100	WT 4 **1341060000** 100	WT 4 **1341060000** 100	WT 4 **1341060000** 100
	SF 10 **0332400000** 1000	SF 10 **0332400000** 1000	SF 10 **0332400000** 1000	SF 10 **0332400000** 1000
	SG 10 **0332500000** 1000	SG 10 **0332500000** 1000	SG 10 **0332500000** 1000	SG 10 **0332500000** 1000
Cover				
HP 4	ADP **0485400000** 20	ADP **0485400000** 20	ADP **0485400000** 20	ADP **0485400000** 20
	HP 4 **0485860000** 20	HP 4 **0485860000** 20	HP 4 **0485860000** 20	HP 4 **0485860000** 20
Marking tags Print				
1 2 3 4 5 6 DEK Standard	DEK 6 see "Accessories"	DEK 6 see "Accessories"	DEK 6 see "Accessories"	DEK 6 see "Accessories"
Mounting rails, end brackets, further marking material see "Accessories"				

[1]) DLI 2.5/35/10 = Block of 10 with built-in cross-connections * only in upper busbar

Feed-through terminals for initiators and actuators

DLA 2.5	DLA 2.5/D	DLA 2.5/LD	DLA 2.5/LD/D	DLD 2.5/PE	KDKS1/PE
	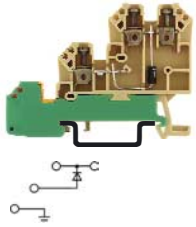	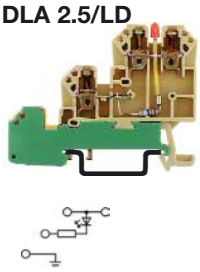	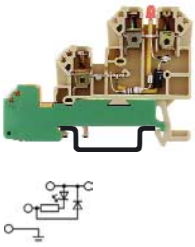		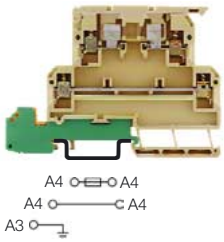
6/65/49	6/65/49	6/65/49	6/65/49	6/74.5/49	8/91/65
7 mm/M 2.5/3.5 x 0.6	7 mm/M 2.5/3.5 x 0.6	7 mm/M 2.5/3.5 x 0.6	7 mm/M 2.5/3.5 x 0.6	7 mm/M 2.5/3.5 x 0.6	8 mm/M 3[2]/M 2.5[3]/3.5 x 0.6
250 V**/17.5 A/2.5 mm²	250 V**/17.5 A/2.5 mm²	5–30 V/17.5 A/2.5 mm²	5–30 V/17.5 A/2.5 mm²	250 V**/17.5 A/2.5 mm²	500 V/6.3 A/4 mm²
4 kV/3	4 kV/3	0.8 kV/3	0.8 kV/3	4 kV/3	6 kV/3
0.4…0.6	0.4…0.6	0.4…0.6	0.4…0.6	0.4…0.6	0.5…1[2]/0.4…0.7[3]
1	1	1	1	1	2/1***
0.5…4	0.5…4	0.5…4	0.5…4	0.5…4	0.5…4
0.5…2.5	0.5…2.5	0.5…2.5	0.5…2.5	0.5…2.5	
0.5…4	0.5…4	0.5…4	0.5…4	0.5…4	0.5…4
0.5…2.5	0.5…2.5	0.5…2.5	0.5…2.5	0.5…2.5	0.5…4
A 3	A 3	A 3	A 3	A 3	A 4 [2]/ A 3[3]
20 A/2.5 mm²	20 A/2.5 mm²	20 A/2.5 mm²	20 A/2.5 mm²	20 A/2.5 mm²	
(Q 2…20) 20	(Q 2…20) 20	(Q 2…20) 20	(Q 2…20) 20	(Q 2…20) 20	
300 V/10 A/26…12 AWG	300 V/10 A/26…12 AWG	300 V/10 A/26…12 AWG	300 V/10 A/26…12 AWG	300 V/10 A/26…12 AWG	-/-/22...12 AWG
300 V/10 A/26…12 AWG	300 V/10 A/26…12 AWG	5–30 V/10 A/26…12 AWG	5–30 V/10 A/26…12 AWG	300 V/10 A/26...12 AWG	
Cat. No. Qty.	Cat. No. Qty.	Cat. No. Qty.	Cat. No. Qty.	Cat. No. Qty.	Cat. No. Qty.
1565970000 100				**1595950000** 100	**9528110000** 50
	1578400000 100				not combine with
		1578430000 100			DLI / DLA
		1578440000 100			Wemid **9532450000** 50
			(LED red) **1578470000** 100		
			(LED green) **1578480000** 100		
(w. dekafix) **1578380000** 10			(LED red) **1578490000** 10		
(w/o dekafix) **1578390000** 10			(LED green) **1578500000** 10		
					5 x 20 without core indicator
Type Cat. No. Qty.	Type Cat. No. Qty.	Type Cat. No. Qty.	Type Cat. No. Qty.	Type Cat. No. Qty.	Type Cat. No. Qty.
AP **1313260000** 20	AP **1313260000** 20	AP **1313260000** 20	AP **1313260000** 20	AP **1595960000** 20	AP **9503330000** 50
				AP (Part-AP) **1595970000**	AP Wemid **9532470000** 50
TSch 1 **0319160000** 100	TSch 1 **0319160000** 100	TSch 1 **0319160000** 100	TSch 1 **0319160000** 100	TSch 1 **0319160000** 100	
StB 8.5*(ø 23) **0215700000** 50				StB 8.5*(ø 23) **0215700000** 50	
PS 2.3 **0180400000** 20				PS 2.3 **0180400000** 20	
Q 2 **1312500000** 50	Q 2 **1312500000** 50	Q 2 **1312500000** 50	Q 2 **1312500000** 50	Q 2 **1312500000** 50	QB 2 **0461100000** 50
Q 3 **1312600000** 50	Q 3 **1312600000** 50	Q 3 **1312600000** 50	Q 3 **1312600000** 50	Q 3 **1312600000** 50	QB 3 **0461200000** 50
Q 4 **1312700000** 50	Q 4 **1312700000** 50	Q 4 **1312700000** 50	Q 4 **1312700000** 50	Q 4 **1312700000** 50	QB 4 **0461300000** 50
Q 10 **1313100000** 20	Q 10 **1313100000** 20	Q 10 **1313100000** 20	Q 10 **1313100000** 20	Q 10 **1313100000** 20	
Q 20 **1399800000** 20	Q 20 **1399800000** 20	Q 20 **1399800000** 20	Q 20 **1399800000** 20	Q 20 **1399800000** 20	
QL 2 **0297200000** 100	QL 2 **0297200000** 100	QL 2 **0297200000** 100	QL 2 **0297200000** 100	QL 2 **0297200000** 100	
VH 4.2 **1345800000** 100	VH 4.2 **1345800000** 100	VH 4.2 **1345800000** 100	VH 4.2 **1345800000** 100	VH 4.2 **1345800000** 100	
VQB 1.5/50 BL **1633280000** 5	VQB 1.5/50 BL **1633280000** 5	VQB 1.5/50 BL **1633280000** 5	VQB 1.5/50 BL **1633280000** 5	VQB 1.5/50 BL **1633280000** 5	
VQB 1.5/50 RT **1633290000** 5	VQB 1.5/50 RT **1633290000** 5	VQB 1.5/50 RT **1633290000** 5	VQB 1.5/50 RT **1633290000** 5	VQB 1.5/50 RT **1633290000** 5	
VQB 1.5/50 SW **1635120000** 5	VQB 1.5/50 SW **1635120000** 5	VQB 1.5/50 SW **1635120000** 5	VQB 1.5/50 SW **1635120000** 5	VQB 1.5/50 SW **1635120000** 5	
WT 4 **1341060000** 100	WT 4 **1341060000** 100	WT 4 **1341060000** 100	WT 4 **1341060000** 100	WT 4 **1341060000** 100	
SF 10 **0332400000** 1000	SF 10 **0332400000** 1000	SF 10 **0332400000** 1000	SF 10 **0332400000** 1000	SF 10 **0332400000** 1000	
SG 10 **0332500000** 1000	SG 10 **0332500000** 1000	SG 10 **0332500000** 1000	SG 10 **0332500000** 1000	SG 10 **0332500000** 1000	
ADP **0485400000** 20	ADP **0485400000** 20	ADP **0485400000** 20	ADP **0485400000** 20	ADP **0485400000** 20	
HP 4 **0485860000** 20	HP 4 **0485860000** 20	HP 4 **0485860000** 20	HP 4 **0485860000** 20	HP 4 **0485860000** 20	
DEK 6 see "Accessories"	DEK 6 see "Accessories"	DEK 6 see "Accessories"	DEK 6 see "Accessories"	DEK 6 see "Accessories"	DEK 8 see "Accessories"

** If the cross-connection runs via the PE connection of the DLA, or if a pole is generally skipped, the rated voltage is reduced to 30 V~

[2] A4 clamping position = max 4 mm² ... [3] A3 clamping position = max 2.5 mm² ... ferrule with/without plastic insulating collar

Feed-through terminals for initiators and motors

		VLI 1.5	VLI 1.5PE	MAK 2.5
		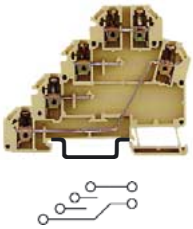		
Dimensions/approvals				
Width/length/height (mm)	with TS 35 x 7.5	6/79/64	6/69/63	6/88/64
Insulation stripping length/clamping screw/screwdriver blade		8 mm/M 2.5/3.5 x 0.6	8 mm/M 2.5/3.5 x 0.6	8 mm/M 2.5/3.5 x 0.6
Rated data according to IEC 60 947-7-1				
Rated voltage/current/cross-section		250 V/17.5 A/1.5 mm²	250 V/17.5 A/1.5 mm²	500 V (L-L)/250 V (L-PE) 24 A/2.5 mm²
Rated impulse voltage/pollution severity		4 kV/3	4 kV/3	6 kV/3
Further technical data				
Tightening torque range	Nm	0.4…0.6**	0.4…0.6	0.4…0.6
Torque setting with electric screwdriver type DMS 2		1	1	1
Clampable conductor				
Solid H07V-U	mm²	0.5…4.0	0.5…4.0	0.5…4.0
Stranded H07V-R	mm²	0.5…2.5	0.5…2.5	0.5…2.5
Flexible H07V-K	mm²	0.5…4	0.5…4	1.5…4
Flexible H07V-K and ferrule DIN 46 228/1	mm²	0.5…2.5	0.5…2.5	0.5…2.5
Flexible H07V-K and ferrule with plastic insul. collar	mm²	0.5…2.5	0.5…2.5	0.5…2.5
Plug gauge according to 60 947-7-1	Size	A3	A3	A3
Continuous current of terminal for conductor size		24 A/2.5 mm²	24 A/2.5 mm²	24 A/4 mm²
Continuous current rating of cross-connection, multipole	A	24	24	24
Rated data according to UL/CSA				
Voltage/current/conductor size	UL	300 V/10 A/26…12 AWG	300 V/10 A/26…12 AWG	300 V/10 A/26…12 AWG
Voltage/current/conductor size	CSA	300 V/10 A/26…12 AWG	300 V/10 A/26…12 AWG	300 V/10 A/26…12 AWG
Ordering data	Version	Cat. No. / Qty.	Cat. No. / Qty.	Cat. No. / Qty.
	PA	**1633250000** 50	**1633310000** 50	**1615270000** 50
				1631650000 50
End plate/partition		Type / Cat. No. / Qty.	Type / Cat. No. / Qty.	Type / Cat. No. / Qty.
End plate		AP VLI1.5 **1633260000** 20	AP VLI1.5/PE **1633320000** 20	AP MAK2.5 **1615280000** 20
Partial end plate for VLI1.5 – MAK2.5 combination		TEAP 2 MAK2.5 **1633330000** 20		TEAP 2 MAK2.5 **1633330000** 20
Partial end plate for VLI1.5 – VLI1.5PE combination		TEAP VLI1.5 **1633270000** 20	TEAP VLI1.5 **1633270000** 20	
Partial end plate for VLI1.5PE – MAK2.5 combination			TEAP 1 MAK2.5 **1633340000** 20	TEAP 1 MAK2.5 **1633340000** 20
Cross-connection				
VQB 50-pole, snap-fit, external cross-connection		VQB1.5/50BL* **1633280000** 5	VQB1.5/50BL* **1633280000** 5	VQB1.5/50BL* **1633280000** 5
		VQB1.5/50RT* **1633290000** 5	VQB1.5/50RT* **1633290000** 5	VQB1.5/50RT* **1633290000** 5
		VQB1.5/50SW* **1635120000** 5	VQB1.5/50SW* **1635120000** 5	VQB1.5/50SW* **1635120000** 5
QB 25-pole external cross-connection				QB 25 SW* **0520000000** 20 QB 25 RT* **0520060000** 20 QB 25 BL* **0520080000** 20
Group marking				
		T 5 **0348500000** 100	T 5 **0348500000** 100	T 5 **0348500000** 100
Tag carrier		SF 10 **0332400000**1000	SF 10 **0332400000**1000	SF 10 **0332400000**1000
for S 10 tags		SG 10 **0332500000**1000	SG 10 **0332500000**1000	SG 10 **0332500000**1000
Marking tags	**Print**			
1 2 3 4 5 6	DEK Standard	DEK 5 see "Accessories"	DEK 5 see "Accessories"	DEK 5 see "Accessories"
Mounting rails, end brackets, further marking material see "Accessories"				

* When using cross-connection bridges, the connected cross-section is reduced by one level
** 0.4…0.45 for lower connection level

Disconnect test terminal against induced high voltage

Measures to minimize risks of electric voltage peaks in control systems of power plants and transforming stations:

- Insulation between installation and control cable by pulling disconnect plugs.
- Grounding of control cable is possible on an appropriate location of the workplace.
- Easy connection of electric isolation of counting, control and communication circuits.

Electricity Supply Industry Standard ESI 12-4 1973

The Electricity Supply Industry Standard ESI 12-4 1973 defines a detailed specification of control and protection equipment. The main functions of thiese installations are as follows:

- Insulation of the control cables located in front of ground or installation lines with increased potential, which is required to prevent unintentional contact of service staff with live parts.
- Separation of control cables from local control circuits.
- Application also includes test connections for auxiliary control circuits and / or local control circuits.
- Grounding of control cables and / or auxiliary control circuits.
- Bundled disconnection of all auxiliary control circuits from potential earth.
- A test voltage can be applied using the screening connection of the control cable, which is normally routed on the enclosure, with the help of an appropriate separation. This permits to check whether the screening line is correctly functioning. For this test, an insulated feed-through plate is required.

ESI 12-4:

"Terminating Equipment for Pilot Cables subject to Induced Transient Voltages exceeding 650 V rms".

		PPT/35			SAKH 6		
Dimensions/approvals							
Width/length/height (mm)	with TS 35 x 7.5	15/138/79					
Insulation stripping length/clamping screw/screwdriver blade		12 mm			12 mm		
Rated data according to IEC 60 947-7-1							
Rated voltage/current		15 kV ac (ESI 12-4)**/30 A			1 kV ac / 1.5 kV dc / 47 A		
Rated impulse voltage/pollution severity					>15 kV (from terminal to terminal)		
Clampable conductor							
Solid H07V-U	mm²	0.5...10			0.5... 6		
Stranded H07V-R	mm²	0.5...10*			0.5... 6		
Ordering data	Version		Cat. No.	Qty.		Cat. No.	Qty.
	EP	PPT/35 incl. disconnect plug and displacement tool (if min. 10 items are ordered)	**3835020000**	10	SAKH 6	**0126600000**	50
End plate							
	EP	AP/PPT (3)	**3835120000**	10	AP	**0131700000**	20
Disconnect plug							
		TST/PPT	**3835360000**	10			
Displacement tool							
	PA	PH/PPT The disconnect plug may only be removed with the displacement tool.	**3835260000**	10			
Test plug/socket							
		PS (4)	**0299600000**	20			
		StB 17	**0147100000**	50			
Insulated mounting rail							
	PVC 35 x 1.5 mm	TSK 35	**0514300000**	1			
Marking tags	**Print**						
1 2 3 4 5 6	DEK Standard	DEK 5 see "Accessories"			DEK 5 see "Accessories"		
Mounting rails, end brackets, further marking material see "Accessories"							

* Also two push-on tabs are possible
** mounted on an insulated mounting rail

Rail mounting TS 15

Feed-through terminals
Protective conductor terminals
Fuse terminals
Disconnect test terminals

		AKZ 1.5 AKZ 1.5/10			AKZ 2.5			AKZ 4 AKZ 4/10 AKZ 4 Wemid			AKZ 4 for test adapter AKZ 4/10 for test adapter		
Max. technical data		21.5 A / 2.5 mm²			26 A / 4 mm²			38.5 A / 6 mm²			38.5 A / 6 mm²		
Dimensions/approvals													
Width/length/height (mm)	with TS 15	5/25/25			5/25.5/28			6/27/30			60/27/30		
Insulation stripping length/clamping screw/screwdriver blade		7 mm/M 2.5/3.0 x 0.5			7 mm/M 2.5/3.0 x 0.5			8 mm/M 3/3.5 x 0.6			9 mm/M 3/3.5 x 0.6		
Rated data VDE 0611 Part 1/8.92/IEC 60 947-7-1													
Rated voltage/current/cross-section		250 V/17.5 A/1.5 mm²			250 V/24 A/2.5 mm²			400 V/32 A/4 mm²			500 V/32 A/4 mm²		
Rated impulse voltage / pollution severity		4 kV/3			4 kV/3			6 kV/3			6 kV/3		
Further technical data													
Tightening torque range	Nm	0.4…0.6			0.4…0.6			0.5…1.0			0.5…1.0		
Torque setting with electric screwdriver type DMS 2		1			1			2			2		
Clampable conductor													
Solid H07V-U	mm²	0.5…2.5			0.5…4			0.5…6			0.5…6		
Stranded H07V-R	mm²	1.5			1.5…2.5			1.5…4			1.5…4		
Flexible H07V-K	mm²	0.5…1.5			0.5…4			0.5…4			0.5…4		
Flexible H07V-K and ferrule DIN 46 228/1	mm²	0.5…1.5			0.5…2.5			0.5…4			0.5…4		
Flexible H07V-K and ferrule with plastic insul. collar	mm²	0.5…1.5			0.5…2.5			0.5…4			0.5…4		
Max. clamping range in mm²/plug gauge acc. to IEC 60 947-1 Size		0.2…2.5 / A 1			0.13…4.0 / A 3			0.2…6.0 / A 3			0.2…6.0 / A 3		
Continuous current rating of cross-connection 2-pole	A	24			24			32			32		
Continuous current rating of cross-connection multipole	A	24			24			32			32		
Rated data according to UL/CSA													
Voltage/current/conductor size	UL	150 V/15 A/22…14 AWG			300 V/10 A/26…12 AWG			300 V/27A/22…12 AWG			300V/27 A/22…12 AWG		
Voltage/current/conductor size	CSA	300 V/10 A/24…16 AWG			300 V/10 A/26…12 AWG			300 V/10 A/24…12 AWG			300 V/10 A/24…12 AWG		
Ordering data	Type	TS 15	Cat. No.	Qty.	TS 15	Cat. No.	Qty.	TS 15	Cat. No.	Qty.	TS 15	Cat. No.	Qty.
	KrG								**0294320000**	100			
	PA		**0340460000**	100	(with pin)	**0697160000**	100		**0294360000**	100	for test adapter	**1538260000**	100
	Blue PA		**0340480000**	100	(with pin)	**0697180000**	100		**0294380000**	100			
	PA	(10pol./no mk.)	**0358060000**	10	(without pin)	**0175960000**	100	(10pol./no mk.)	**0359560000**	10	w.mk./f.test ad.	**1489360000**	10
	PA	(10pol./w.mk.)	**0358160000**	10	AKZ 2.5 w. AP	**0385860000**	50	(10pol./w.mk.)	**0359660000**	10			
								AKZ 4 Wemid	**9537110000**	100	ATA 1,10-pole	**1633240000**	5
End plate (thickness mm)		Type	Cat. No.	Qty.	Type	Cat. No.	Qty.	Type	Cat. No.	Qty.	Type	Cat. No.	Qty.
	KrG							AP (1.5)	**0294420000**	20			
	Wemid							AP (1.5)	**9537910000**	20			
	PA	AP (1.5)	**0340560000**	50	AP (2.5)	**0697360000**	50	AP (1.5)	**0294460000**	20	AP (1.5)	**0294460000**	20
	Blue PA				AP (2.5)	**0697380000**	50	AP (1.5)	**0294480000**	20			
Partition (thickness mm)													
	KrG							TW (2.0)	**0118900000**	20			
	PA				TW (1.5)	**0318560000**	20	TW (0.5)	**0348260000**	50	TW (0.5)	**0348260000**	50
	Blue PA				TW (1.5)	**0318580000**	20						
Small partition													
	PA							TSch 4	**0363360000**	100	TSch 4	**0363360000**	100
Cross-connection													
Q 2		Q 2	**0368200000**	50	Q 2	**0368200000**	50	Q 2	**0336400000**	50	Q 2	**0336400000**	50
QB 4		Q 3	**0368300000**	50	Q 3	**0368300000**	50	Q 3	**0336500000**	50	Q 3	**0336500000**	50
		Q 4	**0368400000**	50	Q 4	**0368400000**	50	Q 4	**0336600000**	50	Q 4	**0336600000**	50
		Q 5	**0660300000**	20	Q 5	**0660300000**	20						
		Q 10	**0368500000**	20	Q 10	**0368500000**	20	Q 10	**0368600000**	20	Q 10	**0368600000**	20
Switchable cross-connection link													
VL								VL 2	**0446700000**	50	VL 2	**0446700000**	50
BS								VH 10	**0446600000**	50	VH 10	**0446600000**	50
VH								BS M 2.5x14	**0266800000**	100	BS M 2.5x14	**0266800000**	100
Cover/Profiled material for covers for finger-safety*													
					Marking tags can be snapped on via cross-connection			AD 4	**0303400000**	50	AD 4	**0303400000**	50
								BSK M 2.5x18	**0303300000**	100	BSK M 2.5x18	**0303300000**	100
								ADP 4[1])	**1378160000**	10	ADP 4[1])	**1378160000**	10
Test plug/socket													
	StB	Plug test socket can be used without QL	StB 8.5	**0215700000**	50	StB 8.5	**0215700000**	50	StB 8.5	**0215700000**	50	StB 8.5	**0215700000**	50
	PS												
	K sleeve		PS 2.3	**0180400000**	20	PS 2.3	**0180400000**	20	PS 2.3	**0180400000**	20	PS 2.3	**0180400000**	20
Marking tags				**Print**									
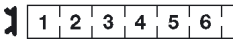		DEK	Standard	DEK 5	see "Accessories"	DEK 5	see "Accessories"	DEK 6	see "Accessories"		DEK 6	see "Accessories"	

Mounting rails, end brackets, further marking material see "Accessories"

* not for terminals made from PA

[1]) Length: 300 mm

Rail mounting TS 15

AK 4 AK 4/10	AKE 2.5	AKE 4	AKE 4 MS	ASK 1 Fuse terminal	SAKR Isolating blade terminal with 2 sockets or with 2 clamping screws
38.5 A / 6 mm²					
60/32/34	5/28/27	7/32/34	7/27.5/30	8/58/34	6.5/42/45
9 mm/M 3/3.5 x 0.6	7 mm/M 2.5/3.0 x 0.5	9 mm/M 3/3.5 x 0.6	9 mm/M 3/3.5 x 0.6	9 mm/M 3/3.5 x 0.6	8 mm/M 3/3.5 x 0.6
	IEC 60 947-7-2	**IEC 60 947-7-2**			
690 V/32 A/4 mm²	–/–/2.5 mm²	–/–/4 mm²	–/–/4 mm²	500 V/6.3 A*/4 mm²	400 V[2])/10 A/4 mm²
8 kV/3	4 kV/3	8 kV/3		6 kV/3	6 kV/3
0.5…1.0	0.4…0.6	0.5…1.0	0.8…1.6	0.5…1.0	0.5…1.0
2	1	2	3	2	2
0.5…6	0.5…4	0.5…6	0.5…4	0.5…4	0.5…4
1.5…4	1.5…2.5	1.5…4	1.5…4	1.5…4	1.5…4
0.5…4	0.5…4	0.5…4	0.5…4	0.5…4	0.5…4
0.5…4	0.5…2.5	0.5…2.5	0.5…4	0.5…2.5	0.5…4
0.5…4	0.5…2.5	0.5…2.5	0.5…4	0.5…2.5	0.5…4
0.2…6.0 / A 3	0.13…4.0 / A 3	0.13…4.0 / A 3	0.5…4.0 / A 3	0.13…4.0 / A 3	0.13…4.0 / A 3
20				(QB 2…4) 10	(QB 2…4) 10
20					
	–/–/26…12 AWG	–/–/22…12 AWG		300 V/10 A/22…12 AWG	
	–/–/26…12 AWG	–/–/26…12 AWG	–/–/22…14 AWG	300 V/6.3 A/26…12 AWG	
TS 15 Cat. No. Qty.	TS 15 Cat. No. Qty.	TS 15 Cat. No. Qty.	TS 15 Cat. No. Qty.	TS 15 Cat. No. Qty.	TS 15 Cat. No. Qty.
0489560000 100	**1303360000** 100	**0380260000** 100	**0211200000** 50	**0376860000** 100	with 2 StB **0412860000** 100
	(green/yellow)	(green/yellow)		5 x 20 without indicator	
(10pol./no mk.) **0366560000** 10					w. clamp.screw **0412760000** 100
(10pol./w.mk.) **0469560000** 10					
Type Cat. No. Qty.	Type Cat. No. Qty.	Type Cat. No. Qty.	Type Cat. No. Qty.	Type Cat. No. Qty.	Type Cat. No. Qty.
BB 3 (8.0) **0366660000** 50				AP (1.5) **0380360000** 20	AP (1.5) **0211360000** 20
combined AP + end brackets					
TW/AP (1.5) **1331760000** 20					
TSch 4 **0363360000** 100					
Q 2 **0369000000** 50				QB 2[1]) insul. **0461100000** 50	QB 2[1]) insul. **0482700000** 50
Q 3 **0369100000** 50				QB 3[1]) insul. **0461200000** 50	QB 3[1]) insul. **0482800000** 50
Q 4 **0369200000** 50				QB 4[1]) insul. **0461300000** 50	QB 4[1]) insul. **0482900000** 50
Q 10 **0369300000** 20				3-pole ganging with tag bar SchS 2, snapped onto three disconnect levers (Cat. No. **0337400000**)	QB 25[1]) blank **0134000000** 20
AD 4 **0303400000** 50					
BSK M 2.5x18 **0303300000** 100					
StB 8.5 **0215700000** 50					
PS 2.3 **0180400000** 20				K sleeve **0553300000** 100	PS 2.3 **0180400000** 20
DEK 6 see "Accessories"	DEK 5 see "Accessories"	DEK 6.5 see "Accessories"		DEK 6.5 see "Accessories"	DEK 6.5 see "Accessories"

[1]) The conductor cross-section is reduced to max. 2.5 mm² when QB is used.

* With contact sleeve 19 A

[2]) As disconnect test terminal: rated voltage 250 V

SAK-series

Feed-through terminals for TS 15

Tab connection
Solder connection

		AKZ 4 SS	AKZ 4 SS	AKZ 4 S	AKZ 4 SF
Dimensions/approvals					
Width/length/height (mm)	with TS 15	6/28.5/30.5	6/28.5/30.5	6/27/30	6/27/30
Insulation stripping length/clamping screw/screwdriver blade				9 mm/M 3/3.5 x 0.6	9 mm/M 3/3.5 x 0.6
Rated data					
Rated voltage*/current/cross-section		400 V/8 A/2.5/1 mm²	400 V/8 A/1 mm²	400 V/8 A/4/1 mm²	400 V/8 A/4/1 mm²
Rated impulse voltage VDE 0110/1.89/pollution severity		6 kV/3	6 kV/3	6 kV/3	6 kV/3
Further technical data					
Tightening torque range	Nm			0.5…1.0	0.5…1.0
Torque setting with electric screwdriver type DMS 2				2	2
Clampable conductor					
Solid H07V-U	mm²			0.5…4	0.5…4
Stranded H07V-R	mm²			1.5…4	1.5…4
Flexible H07V-K	mm²	Tab connec. 6.3 and 2.8 mm	Tab connection 2.8 mm	0.5…4	0.5…4
Flexible H07V-K and ferrule DIN 46 228/1	mm²			0.5…4	0.5…4
Flexible H07V-K and ferrule with plastic insul. collar	mm²			0.5…4	0.5…4
Max. clamping range in mm²/plug gauge acc. to IEC 60 947-1	Size			0.2...4/A 3	0.2...4/A 3
Continuous current rating of cross-connection 2-pole	A	20	20	20	20
Continuous current rating of cross-connection multipole	A	20	20	20	20
Rated data according to UL/CSA					
Voltage/current/conductor size	UL	150 V/10 A/22…12 AWG	150 V/10 A/22…12 AWG	150 V/20 A/22…12 AWG	
Voltage/current/conductor size	CSA	300 V/10 A/24…12 AWG	300 V/10 A/24…12 AWG	300 V/10 A/24…12 AWG	300 V/10 A/24…12 AWG
Ordering data	Type	TS 15 Cat. No. Qty.	TS 15 Cat. No. Qty.	TS 15 Cat. No. Qty.	TS 15 Cat. No. Qty.
	KrG				
	PA	**0324560000** 100	**0362460000** 100	**0324460000** 100	**0158760000** 100
	Blue PA				
	PA				
End plate (thickness mm)		Type Cat. No. Qty.	Type Cat. No. Qty.	Type Cat. No. Qty.	Type Cat. No. Qty.
	PA	AP (1.5) **0294460000** 20	AP (1.5) **0294460000** 20	AP (1.5) **0294460000** 20	AP (1.5) **0294460000** 20
	PA				
	Blue PA				
	HP				
	HP				
	BB				
Partition (thickness mm)					
	PA	TW (0.5) **0348260000** 50	TW (0.5) **0348260000** 50	TW (0.5) **0348260000** 50	TW (0.5) **0348260000** 50
	HP				
	HP				
Small partition					
Cross-connection					
		Q 2 **0369000000** 50	Q 2 **0369000000** 50	Q 2 **0336400000** 50	Q 2 **0336400000** 50
		Q 3 **0369100000** 50	Q 3 **0369100000** 50	Q 3 **0336500000** 50	Q 3 **0336500000** 50
		Q 4 **0369200000** 50	Q 4 **0369200000** 50	Q 4 **0336600000** 50	Q 4 **0336600000** 50
		Q 10 **0369300000** 20	Q 10 **0369300000** 20	Q 10 **0368600000** 20	Q 10 **0368600000** 20
Switchable cross-connection link					
VL				VL 2 **0446700000** 50	VL 2 **0446700000** 50
BS				VH 10 **0446600000** 50	VH 10 **0446600000** 50
VH				BS M 2.5x14 **0266800000** 100	BS M 2.5x14 **0266800000** 100
Test plug/socket					
StB	Plug test socket ø 2.3	StB 8.5 **0215700000** 50	StB 8.5 **0215700000** 50	StB 8.5 **0215700000** 50	StB 8.5 **0215700000** 50
PS		PS 2.3 **0180400000** 20	PS 2.3 **0180400000** 20	PS 2.3 **0180400000** 20	PS 2.3 **0180400000** 20
Cover					
Insulation sleeves					
		IH 2.8 **0386060000** 100	IH 2.8 **0386060000** 100	IH 2.8 **0386060000** 100	IH 2.8 **0386060000** 100
		IH 6.3 **0386260000** 100			IH 6.3 **0386260000** 100
Marking tags		**Print**			
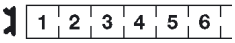	DEK	Standard DEK 6 see "Accessories"	DEK 6 see "Accessories"	DEK 6 see "Accessories"	DEK 6 see "Accessories"
Mounting rails, end brackets, further marking material see "Accessories"					

* Insulation sleeves are to be used for tab connections to maintain the rated voltage.

Feed-through terminals for TS 15

AL 1	AKZ 1.5 L	AKZ 4 L	AKZ 4 LL
			
6.5/32/21	5/34.5/25	6/35.5/30	6/44/30
	7 mm / M 2.5 / 3.0 x 0.5	9 mm / M 3 / 3.5 x 0.6	
400 V/16 A/1 mm²	250 V/16 A/1.5 mm²	250 V/16 A/4/1.5 mm²	250 V/16 A/1.5 mm²
6 kV/3	4 kV/3	4 kV/3	4 kV/3
	0.4…0.7	0.5…1.0	
	1	2	
0.5…1	0.5…2.5	0.5…4	0.5…1.5
	1.5	1.5…4	1.5
0.5…1	0.5…1.5	0.5…4	0.5…1.5
	0.5…1.5	0.5…4	
	0.5…1.5	0.5…4	
	0.2…2.5 / A 1	0.2...4.0 / A 3	0.2…2.5 / -
	24	20	20
	24	20	20
		300 V/20 A/22…12 AWG	300 V/20 A/22…12 AWG
	150 V/10 A/24…16 AWG	300 V/10 A/24…12 AWG	300 V/10 A/24…12 AWG
TS 15 Cat. No. Qty.	TS 15 Cat. No. Qty.	TS 15 Cat. No. Qty.	TS 15 Cat. No. Qty.
0137320000 100		**0334820000** 100	
	0340160000 100	**0334860000** 100	**0346460000** 100
Type Cat. No. Qty.	Type Cat. No. Qty.	Type Cat. No. Qty.	Type Cat. No. Qty.
	AP (1.5) **0329660000** 20	AP (1.5) **0294420000** 20	
		AP (1.5) **0294460000** 20	AP (1.5) **0294460000** 20
		AP (1.5) **0294480000** 20	
EP (1.0) **0164100000** 100			
EP (1.0 tropi. pr.) **0164500000** 100			
		TW (0.5) **0348260000** 50	TW (0.5) **0348260000** 50
TW (0.5) **0166800000** 50	TW (0.5) **0166800000** 50		
		TSch 4 **0363360000** 100	TSch 4 **0363360000** 100
	Q 2 **0368200000** 50	Q 2 **0336400000** 50	Q 2 **0336400000** 50
	Q 3 **0368300000** 50	Q 3 **0336500000** 50	Q 3 **0336500000** 50
	Q 4 **0368400000** 50	Q 4 **0336600000** 50	Q 4 **0336600000** 50
	Q 10 **0368500000** 20	Q 10 **0368600000** 20	Q 10 **0368600000** 20
		VL 2 **0446700000** 50	VL 2 **0446700000** 50
		VH 10 **0446600000** 50	VH 10 **0446600000** 50
		BS M 2.5 x 14 **0266800000** 100	BS M 2.5 x 14 **0266800000** 100
	StB 8.5 **0215700000** 50	StB 8.5 **0215700000** 50	StB 8.5 **0215700000** 50
	PS 2.3 **0180400000** 20	PS 2.3 **0180400000** 20	PS 2.3 **0180400000** 20
		AD 4 **0303400000** 50	AD 4 **0303400000** 50
		BSK M 2.5x18 **0303300000** 100	BSK M 2.5x18 **0303300000** 100
DEK 6.5 see "Accessories"	DEK 5 see "Accessories"	DEK 6 see "Accessories"	DEK 6 see "Accessories"

Feed-through terminals for TS 15

Solder connection
Spring-clip connection
acc. to DIN 41611 Part 4
Wrap connection
acc. to DIN/IEC 352 Part 1



* 035786 = 45 mm

		AKZ 1.5 T	AKZ 1.5 T	AKZ 1.5 T	AKZ 2.5 K
Dimensions/approvals					
Width/length/height (mm)	with TS 15	5/25/45	5/25/39.5	5/28/44	5/26/46.7
Pin size		0.8 x 1.6	1 x 1	0.8 x 1.6	0.8 x 1.6
Insulation stripping length/clamping screw/screwdriver blade		7 mm/M 2.5/3.0 x 0.5	7 mm/M 2.5/3.0 x 0.5	7 mm/M 2.5/3.0 x 0.5	7 mm/M 2.5/3.0 x 0.5
Rated data					
Rated voltage/current/cross-section		125 V/8 A/1.5 mm²	125 V/8 A/1.5 mm²	125 V/8 A/1.5 mm²	125 V/10 A/2.5 mm²
Rated impulse voltage VDE 0110/1.89/pollution severity		2.5 kV/3	2.5 kV/3	2.5 kV/3	2.5 kV/3
Further technical data					
Tightening torque range	Nm	0.4…0.7	0.4…0.7	0.4…0.7	0.4…0.6
Torque setting with electric screwdriver type DMS 2		1	1	1	1
Clampable conductor					
Solid H07V-U	mm²	0.5…2.5	0.5…2.5	0.5…2.5	0.5…4
Stranded H07V-R	mm²	1.5	1.5	1.5	1.5…2.5
Flexible H07V-K	mm²	0.5…1.5	0.5…1.5	0.5…1.5	0.5…2.5
Flexible H07V-K and ferrule DIN 46 228/1	mm²	0.5…1.5	0.5…1.5	0.5…1.5	0.5…2.5
Flexible H07V-K and ferrule with plastic insul. collar	mm²	0.5…1.5	0.5…1.5	0.5…1.5	0.5…2.5
Max. clamping range in mm²/plug gauge acc. to IEC 60 947-1	Size	0.13...2.5 / A1	0.13...2.5 / A1	0.13...2.5 / A1	0.13...4.0 / A3
Continuous current rating of cross-connection 2-pole	A	24	24	24	24
Continuous current rating of cross-connection multipole	A	24	24	24	24
Rated data according to UL/CSA					
Voltage/current/conductor size	UL	300 V/10 A/26…14 AWG	300 V/10 A/26…14 AWG	300 V/10 A/26…14 AWG	300 V/10 A/26…14 AWG
Voltage/current/conductor size	CSA	300 V/10 A/24…16 AWG		300 V/10 A/24…16 AWG	300 V/10 A/26…10 AWG

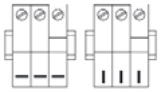

Mounting, horizontal — Mounting, vertical

Ordering data	**Pin versions**	Type	Cat. No.	Qty.	Type	Cat. No.	Qty.	Type	Cat. No.	Qty.	Type	Cat. No.	Qty.
	0.6 x 0.6	AKZ 1.5 T	**0442560000**	100	AKZ 1.5 T	**0483660000**	100	AKZ 1.5 T	**0400460000**	100	AKZ 2.5 K	**0696260000**	100
	1.0 x 1.0	AKZ 1.5 T	**0357960000**	100	AKZ 1.5 T	**0357860000**	100	AKZ 1.5 T	**0400360000**	100			
	0.8 x 1.6 horizont.	AKZ 1.5 W	**0329460000**	100									
	0.8 x 1.6 vertical												
	0.8 x 2.4 horizontal												
	0.8 x 2.4 vertical												

End plate (thickness mm)

	PA	AP (1.5)	**0340560000**	50	AP (1.5)	**0340560000**	50	AP (1.5)	**0340560000**	50	AP (2.5)	**0697260000**	50

Partition (thickness mm)

	PA										TW (1.5)	**0318560000**	20

Small partition

Cross-connection

Q 3

2-pole	Q 2	**0368200000**	50	Q 2	**0368200000**	50	Q 2	**0368200000**	50	Q 2	**0368200000**	50
3-pole	Q 3	**0368300000**	50	Q 3	**0368300000**	50	Q 3	**0368300000**	50	Q 3	**0368300000**	50
4-pole	Q 4	**0368400000**	50	Q 4	**0368400000**	50	Q 4	**0368400000**	50	Q 4	**0368400000**	50
10-pole	Q 10	**0368500000**	20	Q 10	**0368500000**	20	Q 10	**0368500000**	20	Q 10	**0368500000**	20

Switchable cross-connection link

VL — BS — VH

Test plug/socket

StB — Plug test socket ø 2.3

PS

	StB 8.5	**0215700000**	50	StB 8.5	**0215700000**	50	StB 8.5	**0215700000**	50	StB 8.5	**0215700000**	50
	PS 2.3	**0180400000**	20	PS 2.3	**0180400000**	20	PS 2.3	**0180400000**	20	PS 2.3	**0180400000**	20

Marking tags



	Print												
DEK	Standard	DEK 5	see "Accessories"		DEK 5	see "Accessories"		DEK 5	see "Accessories"		DEK 5	see "Accessories"	

Mounting rails, end brackets, further marking material see "Accessories"

Feed-through terminals for TS 15

AKZ 2.5 K	AKZ 2.5 K	AKZ 4 T	AKZ 4 T	AKZ 4 T	AKZ 4 ST
5/26/46.7	5/47.5/27	6/27/48.5	6/27/50.5	6/27/57,8	6/27/50.2
0.8 x 1.6	0.8 x 1.6	1 x 1	0.8 x 1.6	0.8 x 2.4	0.8 x 1.6
7 mm/M 2.5/3.0 x 0.5	7 mm/M 2.5/3.0 x 0.5	9 mm/M 3/3.5 x 0.6	9 mm/M 3/3.5 x 0.6	9 mm/M 3/3.5 x 0.6	–
250 V/8 A/2.5 mm²	250 V/8 A/2.5 mm²	250 V/10 A/4 mm²	250 V/10 A/4 mm²	250 V/10 A/4 mm²	250 V/10 A/2.5 mm²
4 kV/3	4 kV/3	4 kV/3	4 kV/3	4 kV/3	4 kV/3
0.4…0.6	0.4…0.6	0.5…1.0	0.5…1.0	0.5…1.0	
1	1	2	2	2	
0.5…4	0.5…4	0.5…4	0.5…4	0.5…4	
1.5…2.5	1.5…2.5	1.5…4	1.5…4	1.5…4	
0.5…2.5	0.5…2.5	0.5…4	0.5…4	0.5…4	
0.5…2.5	0.5…2.5	0.5…4	0.5…4	0.5…4	
0.5…2.5	0.5…2.5	0.5…4	0.5…4	0.5…4	
0.13...4.0 / A3	0.13...4.0 / A3	0.13...4.0 / A3	0.13...4.0 / A3	0.13...4.0 / A3	0.5...2.5 / -
24	24	20	20	20	20
24	24	20	20	20	20
300 V/10 A/26…14 AWG	300 V/10 A/26…14 AWG	300 V/10 A/26…14 AWG	300 V/10 A/26…14 AWG	300 V/10 A/26…14 AWG	
300 V/10 A/26…10 AWG	300 V/10 A/26…10 AWG	300 V/10 A/24…12 AWG	300 V/10 A/24…12 AWG	300 V/10 A/24…12 AWG	300 V/10 A/24…12 AWG
Type / Cat. No. / Qty.	Type / Cat. No. / Qty.	Type / Cat. No. / Qty.	Type / Cat. No. / Qty.	Type / Cat. No. / Qty.	Type / Cat. No. / Qty.
AKZ 2.5 K **0695460000** 100					
	AKZ 2.5 K **0695960000** 100	AKZ 4 T **0445860000** 100			AKZ 4 ST **0439260000** 100
			AKZ 4 T **0344160000** 100		
AKZ 2.5 K **0695660000** 100	AKZ 2.5 K **0696160000** 100		AKZ 4 T **0344060000** 100		
				AKZ 4 T **0366460000** 100	
				AKZ 4 T **0461660000** 100	
AP (2.5) **0697260000** 50	AP (2.5) **0697260000** 50	AP (1.5) **0294460000** 20	AP (1.5) **0294460000** 20	AP (1.5) **0294460000** 20	AP (1.5) **0294460000** 20
TW (1.5) **0318560000** 20	TW (1.5) **0318560000** 20	TW (1.5) **0348260000** 50	TW (1.5) **0348260000** 50	TW (1.5) **0348260000** 50	TW (1.5) **0348260000** 50
		TSch 4 **0363360000** 100	TSch 4 **0363360000** 100	TSch 4 **0363360000** 100	
Q 2 **0368200000** 50	Q 2 **0368200000** 50	Q 2 **0336400000** 50	Q 2 **0336400000** 50	Q 2 **0336400000** 50	Q 2 **0369000000** 50
Q 3 **0368300000** 50	Q 3 **0368300000** 50	Q 3 **0336500000** 50	Q 3 **0336500000** 50	Q 3 **0336500000** 50	Q 3 **0369100000** 50
Q 4 **0368400000** 50	Q 4 **0368400000** 50	Q 4 **0336600000** 50	Q 4 **0336600000** 50	Q 4 **0336600000** 50	Q 4 **0369200000** 50
Q 10 **0368500000** 20	Q 10 **0368500000** 20	Q 10 **0368600000** 20	Q 10 **0368600000** 20	Q 10 **0368600000** 20	Q 10 **0369300000** 20
		VL 2 **0446700000** 50	VL 2 **0446700000** 50	VL 2 **0446700000** 50	
		VH 10 **0446600000** 50	VH 10 **0446600000** 50	VH 10 **0446600000** 50	
		BS M 2.5 x 14 **0266800000** 100	BS M 2.5 x 14 **0266800000** 100	BS M 2.5 x 14 **0266800000** 100	
StB 8.5 **0215700000** 50	StB 8.5 **0215700000** 50	StB 8.5 **0215700000** 50	StB 8.5 **0215700000** 50	StB 8.5 **0215700000** 50	StB 8.5 **0215700000** 50
PS 2.3 **0180400000** 20	PS 2.3 **0180400000** 20	PS 2.3 **0180400000** 20	PS 2.3 **0180400000** 20	PS 2.3 **0180400000** 20	PS 2.3 **0180400000** 20
DEK 5 see “Accessories”	DEK 5 see “Accessories”	DEK 6 see “Accessories”	DEK 6 see “Accessories”	DEK 6 see “Accessories”	DEK 6 see “Accessories”

Feed-through terminals for TS 15

for temperature measuring circuits

AKZ 4/TC

Weidmüller's thermocouple terminals are specially designed for transmitting the smallest voltages in temperature measuring circuits. Special busbars ensure that no false signals occur in the terminal when temperature differences exist in the positive and negative path. This high measuring precision is necessary for, e.g. test beds for aircraft engines, for complicated chemical processes, control systems, etc.

- Busbar material corresponds to thermal and compensating conductors
- Clear thermocouple marking
- 2-pole blocks per thermocouple
- Row width 14 mm, incl. end plate

Configuration of a temperature measuring circuit

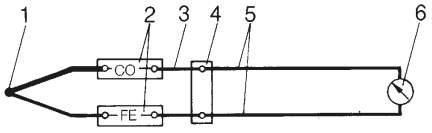

1 Thermocouple (sensor)
2 Thermocouple terminals
3 Compensating conductor
4 Reference point
5 Supply conductors (to and from)
6 Measuring device

The thermocouple terminals displayed in this measurement circuit are used to thermo-electrically transmit thermal e.m.f. of the thermocouple to the reference point and indicating device. Thermocouple terminals are required for the construction of temperature measuring circuits.

Dimensions		
Width/length/height (mm)	with TS 15	14/27/30
Insulation stripping length/clamping screw/screwdriver blade		9 mm/M 3/3.5 x 0.6
Rated data		
Rated voltage/current/cross-section		–/–/4 mm²
Further technical data		
Tightening torque range	Nm	0.5…1
Torque setting with electric screwdriver type DMS 2		2
Clampable conductor		
Solid H07V-U	mm²	0.5…4
Stranded H07V-R	mm²	1.5…4
Flexible H07V-K	mm²	0.5…4
Flexible H07V-K and ferrule DIN 46 228/1	mm²	0.5…2.5
Flexible H07V-K and ferrule with plastic insul. collar	mm²	0.5…2.5
Plug gauge acc. to IEC 60 947-1	Size	A 3
Continuous current of terminal for conductor size		
Continuous current rating of cross-connection 2-pole	A	
Continuous current rating of cross-connection multipole	A	

Ordering data	Version			TS 15	Cat. No.	Qty.
for thermocouples		Type J	Fe – CuNi		**1627010000**	20
Acc. to IEC 584	Type T	Cu – CuNi			**on demand**	
(DIN 43710)	Type K	NiCr – Ni			**1677130000**	20
	Type E	NiCr – CuNi			**on demand**	

End plate			Cat. No.	Qty.
	AP (thickness 1.5 mm)	PA	**0294460000**	20

Partition				
	TW (thickness 0.5 mm)	PA	**0348260000**	50

Thermocouple, type J	
Thermocouple acc. to IEC 584 (DIN 43 710)	
	Busbar
	Constantan (CuNi)
	Iron (Fe)

Marking tags	**Print**		
1 2 3 4 5 6	Material V0	DEK 5/6	**1789590000** 500

Mounting rails, end brackets, further marking material see "Accessories"

Multipole terminal blocks

Screw connection

		MK 2/12	MK 10/14	MK 3/12	MK 4/16
		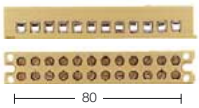		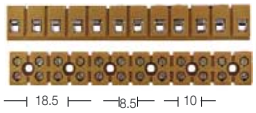	
Dimensions/approvals					
Width/length/height (mm)		86/15/15	88.5/13.5/12	110/15/16.1	103/17/16
Insulation stripping length/clamping screw/screwdriver blade		5 mm/M 2.5/3.5 x 0.6	6 mm/M 2.5/3.5 x 0.6	5 mm/M 2.5/3.5 x 0.6	5 mm/M 2.5/3.5 x 0.6
Rated data according to IEC 60 947-7-1					
Rated voltage/current/cross-section		125 V/24 A/2.5 mm²	125 V/24 A/2.5 mm²	400 V/24 A/2.5 mm²	400 V/24 A/2.5 mm²
Rated impulse voltage VDE 0110/1.89/pollution severity		2.5 kV/3	2.5 kV/3	6 kV/3	6 kV/3
Further technical data					
Tightening torque range	Nm	0.4…0.45	0.4…0.45	0.4…0.45	0.4…0.45
Torque setting with electric screwdriver type DMS 2		1	1	1	1
Clampable conductor					
Solid H07V-U	mm²	0.5…4	0.5…4	0.5…4	0.5…4
Stranded H07V-R	mm²	1.5…2.5	1.5…2.5	1.5…2.5	1.5…2.5
Flexible H07V-K	mm²	0.5…2.5	0.5…2.5	0.5…2.5	0.5…2.5
Flexible H07V-K and ferrule DIN 46 228/1	mm²	0.5…1.5	0.5…1.5	0.5…1.5	0.5…1.5
Flexible H07V-K and ferrule with plastic insul. collar	mm²	0.5…1.5	0.5…1.5	0.5…1.5	0.5…1.5
Max. clamping range in mm²/plug gauge acc. to IEC 60 947-1	Size	0.2…4.0 / A 2	0.2…4.0 / A 2	0.2…4.0 / A 2	0.2…4.0 / A 2
Continuous current rating of cross-connection 2-pole	A				
Continuous current rating of cross-connection multipole	A				
Rated data according to UL/CSA					
Voltage/current/conductor size	UL	300 V/10 A/24…12 AWG	150 V/25 A/22…12 AWG	300 V/25 A/22…12 AWG	150 V/20 A/22…12 AWG
Voltage/current/conductor size	CSA	300 V/10 A/24…12 AWG	300 V/10 A/24…12 AWG	300 V/25 A/22…12 AWG	150 V/15 A/22…12 AWG
Ordering data	Version	Type / Cat. No. / Qty.	Type / Cat. No. / Qty.	Type / Cat. No. / Qty.	Type / Cat. No. / Qty.
	2-pole			MK 3/2 KrG **0273820000** 100	
	3-pole			MK 3/3 KrG **0273920000** 50	
	4-pole			MK 3/4 KrG **0274020000** 50	
	4-pole				
	6-pole			MK 3/6 KrG **0274220000** 50	
	6-pole				
	8-pole			MK 3/8 KrG **0274420000** 25	
	8-pole				
	10-pole			MK 3/10 KrG **0274620000** 20	
	12-pole	MK 2/12 PA **0241260000** 50		MK 3/12 KrG **0243520000** 20	
	12-pole				
	14-pole		MK 10/14 PA **0370160000** 20		
	16-pole		other numbers on request		MK 4/16 KrG **0244220000** 20
		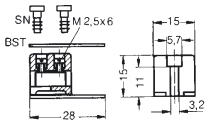	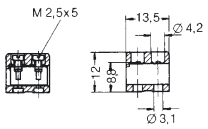	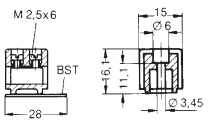	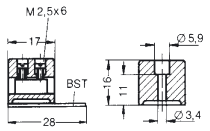
			The MK 10/14 can be mounted with glue or with M 3 x 12* screws through the empty terminal point aperture *DIN EN ISO 1207		
Soldering strip/expansion rivet					
		MF 2/12 **0241760000** 50			
		SN **0200100000** 500			
Marking strips					
	printed	BSTb 28/12 **0245700000** 50		BSTb 28/12 **0245900000** 50	BSTb 28/16 **0262200000** 50
	1 ...	bottom		BSTb 28/8 **0290200000** 50	bottom
		BSTb 28/12 **0278500000** 50		BSTb 28/6 **0290000000** 50	BSTb 28/16 **0278700000** 50
		top		BSTb 28/4 **0289800000** 50	top
	unprinted	BSTo 28/12 **0245600000** 50		BSTo 28/12 **0245800000** 50	BSTo 28/16 **0262100000** 50
				BSTo 28/8 **0284700000** 50	
				BSTo 28/6 **0289500000** 50	
				BSTo 28/4 **0289300000** 50	
				Printed on top on request	

SAK-series

Multipole terminal blocks

Screw/tab connection

		MK 5/2	KS 2…10	BK 2…12	MK 6/2…6/6
Dimensions/approvals					
Width/length/height (mm)		40/18/15.5	see table below	see table below	see table below
Insulation stripping length/clamping screw/screwdriver blade		5 mm/M 2.5/3.5 x 0.6	8 mm/M 3/4.0 x 0.8	8 mm/M 3/4.0 x 0.8	9 mm/M 4/4.0 x 0.8
Rated data according to IEC 60 947-7-1					
Rated voltage/current/cross-section		500 V/24 A/2.5 mm²	500 V/24 A/2.5 mm²	400 V/32 A/4 mm²	690 V/41 A/6 mm²
Rated impulse voltage VDE 0110/1.89/pollution severity		6 kV/3	6 kV/3	6 kV/3	8 kV/3
Further technical data					
Tightening torque range	Nm	0.4…0.45	0.5…0.7	0.5…0.7	1.2…2.0
Torque setting with electric screwdriver type DMS 2		1	2	2	4
Clampable conductor					
Solid H07V-U	mm²	0.5…4	0.5…4	0.5…4	0.5…6
Stranded H07V-R	mm²	1.5…2.5	1.5…2.5	1.5…4	1.5…6
Flexible H07V-K	mm²	0.5…2.5	0.5…2.5	0.5…4	0.5…6
Flexible H07V-K and ferrule DIN 46 228/1	mm²	0.5…1.5	0.5…1.5	0.5…4	0.5…4
Flexible H07V-K and ferrule with plastic insul. collar	mm²	0.5…1.5	0.5…1.2	0.5…4	0.5…4
Max. clamping range in mm²/plug gauge acc. to IEC 60 947-1	Size	0.2…4.0 / A 2	0.2…4.0 / A 2	0.33…4.0 / A 3	0.33…6.0 / A 3
Rated data according to UL/CSA					
Voltage/current/conductor size	UL		300 V/20 A/22…12 AWG	300 V/10 A/22…12 AWG	300 V/30 A/22…10 AWG
Voltage/current/conductor size	CSA		300 V/25 A/24…12 AWG	300 V/10 A/22…12 AWG	300 V/40 A/22…10 AWG

Ordering data	**Versions**	Type	Cat. No.	Qty.	Type	Cat. No.	Qty.	Type	Cat. No.	Qty.	Type	Cat. No.	Qty.
	2-pole	MK 5/2 KrG	**0243820000**	100	KS 2 KrG[2])	**0134420000**	100	BK 2 KrG	**0624720000**	50	MK 6/2 KrG	**0620420000**	50
	3-pole							BK 3 KrG	**0624920000**	50	MK 6/3 KrG	**0620320000**	50
	4-pole				KS 4 KrG[2])	**0140320000**	50	BK 4 KrG	**0625120000**	50	MK 6/4 KrG	**0620220000**	20
	4-pole												
Cover D 2 (for MK 5/2)	6-pole				KS 6 KrG[2])	**0140620000**	50	BK 6 KrG	**0625220000**	50	MK 6/6 KrG	**0620120000**	20
	6-pole												
	8-pole												
	8-pole												
	10-pole				KS 10 KrG[2])	**0141620000**	20						
Cover D 4 (for KS 4)	12-pole	Cover			Cover			BK 12 KrG	**0625320000**	50			
	12-pole	D2 (for MK 5/2)	**0244060000**	50	D 2 (for KS 2)	**0134500000**	100						
					D 4 (for KS 4)	**0140500000**	50						
					D 6 (for KS 6)	**0140800000**	50						
					D10 (for KS 10)	**0141800000**	20						

Cover

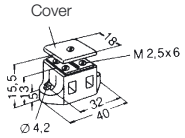

Marking tag cover

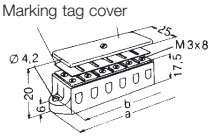

Dimensions

Type	a	b
KS 2	42	32
KS 4	66	56
KS 6	90	80
KS 10	138	128

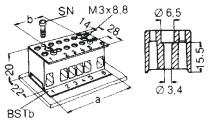

Dimensions

Type	a	b
BK 2	20	–
BK 3	31	11
BK 4	38	18
BK 6	52	32
BK 12	92	72.5

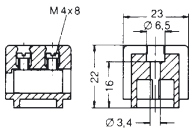

Dimens. Length/attach.dim.

Type	KRG	
MK 6/2	23.5	
MK 6/3	36.5	13
MK 6/4	49.5	26
MK 6/6	75.5	52

Expansion rivet													
								SN	**0200100000**	500			
Marking strips													
	printed				ELSb 2	**0143200000**	50	BSTb 28/2	**0203600000**	50	BSTb 17/6	**0304600000**	50
	1 …				ELSb 4	**0143300000**	50	BSTb 28/3	**0203800000**	50			
					ELSb 6	**0143400000**	50	BSTb 28/4	**0197300000**	50			
					ELSb 10	**0143500000**	50	BSTb 28/6	**0197500000**	50			
								BSTb 28/12	**0198800000**	50			
	unprinted				ELSo 2	**0142800000**	50	BSTo 28/2	**0203500000**	50			
					ELSo 4	**0142900000**	50	BSTo 28/3	**0203700000**	50			
					ELSo 6	**0143000000**	50	BSTo 28/4	**0197200000**	50			
					ELSo 10	**0143100000**	50	BSTo 28/6	**0197400000**	50			
								BSTo 28/12	**0198700000**	50			

Mounting rails, end brackets, further marking material see “Accessories”

[1]) Projecting length = 1 mm. To be considered for the last terminal in a row! Printed on top on request

[2]) Please order cover and marking strips separately.

Multipole terminal blocks

		MF 1/6…1/12	SLS 2/2
			
			SLS 2/4 
Max. technical data			
Dimensions/approvals		UL CSA	UL CSA
Width/length/height (mm)		see below	see below
Insulation stripping length/clamping screw/screwdriver blade			8 mm/M 3.5/4.0 x 0.8
Rated data according to IEC 60 947-7-1			
Rated voltage*/current/cross-section		400 V*/16 A/2.5/1 mm²	400 V*/16 A/4 mm²
Rated impulse voltage VDE 0110/1.89/pollution severity		6 kV/3	6 kV/3
Further technical data			
Tightening torque range	Nm		0.8…1.6
Torque setting with electric screwdriver type DMS 2			3
Clampable conductor			
Solid H07V-U	mm²		0.5…4
Stranded H07V-R	mm²		1.5…4
Flexible H07V-K	mm²		0.5…4
Flexible H07V-K and ferrule DIN 46 228/1	mm²		0.5…4
Flexible H07V-K and ferrule with plastic insul. collar	mm²		0.5…4
Max. clamping range in mm²/plug gauge acc. to IEC 60 947-1	Size		0.33...4.0 / A 3
Rated data according to UL/CSA			
Voltage/current/conductor size	UL	300 V/10 A/24…12 AWG	
Voltage/current/conductor size	CSA	300 V/10 A/22…10 AWG	300 V/10 A/22…10 AWG

Ordering data

	MF 1/6…1/12 Type	Cat. No.	Qty.	SLS 2/2 Type	Cat. No.	Qty.
PA	MF 1/6 KrG[2]	**0479720000**	100	SLS 2/2 KrG	**0213420000**	100
	MF 1/6 KrG[3]	**0480020000**	100			
	MF 1/8 KrG[2]	**0479820000**	50	SLS 2/4 KrG	**0240420000**	50
	MF 1/8 KrG[3]	**0480120000**	50	SLS 2/4 KrG	**0480320000**	50
	MF 1/12 KrG[2]	**0479920000**	50	Slotted		
	MF1/12 KrG[3]	**0480220000**	50			

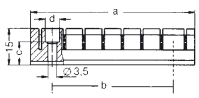

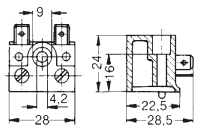

Dimensions

Type	a	b	c	d
MF 1/6	52	34	9.5	6.5
MF 1/8	68	50	9.5	6.5
MF 1/12	113+0.5	102	8	7.5

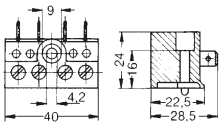

Expansion rivet/insulation sleeve

		MF 1/6…1/12		SLS 2/2	
IH	IH 2.8	**0386060000**	100	IH 2.8	**0386060000** 100
	IH 6.3	**0386260000**	100	IH 6.3	**0386260000** 100
	SN	**0200100000**	500		

Cover/marking strips

BSTb 10/6	**0240900000**	50		
BSTb 10/8	**0241100000**	50		
BSTb 10/12	**0209500000**	50		
BSTo 10/6	**0240800000**	50		
BSTo 10/8	**0241000000**	50		
BSTo 10/12	**0209400000**	100		

Mounting rails, end brackets, further marking material see “Accessories”

* Insulation sleeves are to be used for tab connections to maintain the rated voltage.

[2]) Single tab
[3]) Double tab

Multipole terminal blocks

Screw, solder, tab connection

		MKL 2/12	MF 2/12	MKL 3/12	MKL 4/16
			0241860000 0241760000	0243620000  0249920000	 0262020000  0244320000
Dimensions/approvals					
Width/length/height (mm)		88/23/15	75/24/6	110/23/16	103/24/16.5
Insulation stripping length/clamping screw/screwdriver blade		5 mm/M 2.5/3.5 x 0.6	5 mm	5mm/M 2.5/3.5 x 0.6	5mm/M 2.5/3.5 x 0.6
Rated data					
Rated voltage*/current/cross-section		125 V/20 A/2.5/1.5/1 mm²	63 V/17.5 A/1.5/1 mm²	400 V*/20 A/2.5/1.5/1 mm²	400 V/20 A/2.5/1.5/1 mm²
Rated impulse voltage VDE 0110/1.89/pollution severity		2.5 kV/3	1.5 kV/3	6 kV/3	6 kV/3
Further technical data					
Tightening torque range	Nm	0.4…0.45		0.4…0.45	0.4…0.45
Torque setting with electric screwdriver type DMS 2		1		1	1
Clampable conductor					
Solid H07V-U	mm²	0.5…2.5		0.5…4	0.5…4
Stranded H07V-R	mm²	1.5…2.5		1.5…2.5	1.5…2.5
Flexible H07V-K	mm²	0.5…2.5		0.5…2.5	0.5…2.5
Flexible H07V-K and ferrule DIN 46 228/1	mm²	0.5…2.5		0.5…1.5	0.5…1.5
Flexible H07V-K and ferrule with plastic insul. collar	mm²	0.5…2.5		0.5…1.5	0.5…1.5
Max. clamping range in mm²/plug gauge acc. to IEC 60 947-1	Size	0.2...2.5 / A 2		0.33...4.0 / A 2	0.33...4.0 / A 2
Rated data according to UL/CSA					
Voltage/current/conductor size	UL			300 V/25 A/22…12 AWG	300 V/25 A/22…12 AWG
Voltage/current/conductor size	CSA			300 V/25 A/22…12 AWG	150 V/15 A/22…12 AWG
Ordering data	**Versions**	Type / Cat. No. / Qty.	Type / Cat. No. / Qty.	Type / Cat. No. / Qty.	Type / Cat. No. / Qty.
Horizontal	2-pole			MKL 3/2 KrG **0274920000**** 100	
Other number of poles on demand	4-pole			MKL 3/4 KrG **0275120000**** 100	
	6-pole			MKL 3/6 KrG **0275320000**** 50	
	12-pole	MKL 2/12 PA **0241360000** 50		MKL 3/12 KrG **0243620000**** 20	
	16-pole				MKL 4/16 KrG **0262020000**[1] 20
Vertical	2-pole			MKL 3/2 KrG **0276020000*** 100	
Other number of poles on demand	4-pole				
	6-pole			MKL 3/6 KrG **0276420000*** 50	
	12-pole			MKL 3/12 KrG **0249920000*** 20	
	16-pole				MKL 4/16 KrG **0244320000** 20
	double-sided 2.8 x 0.8		MF 2/12 PA **0241860000** 50		
	single-sided 0.8 x 1.6/2.8 x 0.8		MF 2/12 PA **0241760000** 50		
Expansion rivet/insulation sleeve					
		SN **0200100000** 500			
IH			IH 2.8 **0386060000** 100		
Marking strips					
	printed	BSTb 28/12 **0245700000** 50		BSTb 28/4 **0289800000** 50	BSTb 28/16 **0262200000** 50
	1 …	bottom		BSTb 28/6 **0290000000** 50	bottom
		top **0278500000** 50		BSTb 28/12 **0245900000** 50	top
	unprinted	BSTo 28/12 **0245600000** 50		BSTo 28/4 **0289300000** 50	BSTo 28/16 **0262100000** 50
				BSTo 28/6 **0289500000** 50	
				BSTo 28/12 **0245800000** 50	
Mounting rails, end brackets, further marking material see "Accessories"					

* For terminals directly mounted next to each other, the rated voltage is reduced to 250 V.

** Rated voltage 250 V. For terminals directly mounted next to each other, the rated voltage is reduced to 125 V.

* Insulation sleeves are to be used for tab connections to maintain the rated voltage.

[1]) Rated voltage 250 V

Multipole terminal blocks

Screw, solder, tab connection
Modular design

		AKB 4	AKZ 2.5	ASK 1
				
Max. technical data		32 A / 4 mm²	26 A / 2.5 mm²	
Dimensions/approvals				
Width/length/height (mm)		6/27/23	5/25.5/26.5	8/58/30.5
		–	–	–
Insulation stripping length/clamping screw/screwdriver blade		9 mm/M 3/3.5 x 0.6	7 mm/M 2.5/3 x 0.5	9 mm/M 3/3.5 x 0.6
Rated data according to IEC 60 947-7-1				
Rated voltage/current/cross-section		400 V/32 A/4 mm²	250 V/24 A/2.5 mm²	500 V/6.3 A*/4 mm²
Rated impulse voltage VDE 0110/1.89/pollution severity		6 kV/3	4 kV/3	6 kV/3
Further technical data				
Tightening torque range	Nm	0.5…1.0	0.4…0.6	0.5…1.0
Torque setting with electric screwdriver type DMS 2		2	1	2
Clampable conductor				
Solid H07V-U	mm²	0.5…6	0.5…4	0.5…4
Stranded H07V-R	mm²	1.5…4	1.5…2.5	1.5…4
Flexible H07V-K	mm²	0.5…4	0.5…2.5	0.5…4
Flexible H07V-K and ferrule DIN 46 228/1	mm²	0.5…4	0.5…2.5	0.5…2.5
Flexible H07V-K and ferrule with plastic insul. collar	mm²	0.5…4	0.5…2.5	0.5…2.5
Max. clamping range in mm²/plug gauge acc. to IEC 60 947-1	Size	0.33...4.0 / A3	0.13...4.0 / A3	0.13...4.0 / A3
Continuous current rating of cross-connection 2-pole	A	32	24	(QB 2…4) 10
Continuous current rating of cross-connection multipole	A	32	24	
Rated data according to UL/CSA				
Voltage/current/conductor size	UL	300/250 V/27 A/22…12 AWG	300 V/10 A/22…12 AWG	300 V/10 A/22…12 AWG
Voltage/current/conductor size	CSA	300 V/10 A/22…12 AWG	300 V/10 A/26…10 AWG	300 V/6.3 A/26…12 AWG
Ordering data		Type / Cat. No. / Qty.	Type / Cat. No. / Qty.	Type / Cat. No. / Qty.
	PA	AKB 4 PA **0321560000** 100	AKZ 2.5 **0697160000** 100	ASK 1 PA **0376960000** 100
	Blue PA	**0321580000** 100	AKZ 2.5 **0697180000** 100	
		Direct mounting with BB 1 please order separately	Direct mounting with BB 4 please order separately	(for G fuse inserts 5x 20 without indicator)
End plate/attachment bracket (thickness mm)				
AP	PA	BB 1 (7) **0320560000** 50	BB 4 (7.5) **0697560000** 50	
		BS M 3 x 15 **0359000000** 100		
	Blue PA		AP (2.5) **0697360000** 50	AP (1.5) **0380360000** 20
			AP (2.5) **0697380000** 50	
Partition (thickness mm)				
		TW PA (0.5) **0348260000** 50		
Small partition				
		TSch 4 **0363360000** 100		
Cross-connection				
Q 3 QB 4		Q 2 **0336400000** 50	Q 2 **0368200000** 50	QB 2[1]) **0461100000** 50
		Q 3 **0336500000** 50	Q 3 **0368300000** 50	QB 3[1]) **0461200000** 50
		Q 4 **0336600000** 50	Q 4 **0368400000** 50	QB 4[1]) **0461300000** 50
		Q 10 **0368600000** 20	Q 10 **0368500000** 20	
Switchable cross-connection link				
VL BS VH		VL 2 **0446700000** 50		
		VH 10 **0446600000** 50		For fixing the screws of ASK 1 please use M 3 x ... DIN EN. ISO 1207 or M 3 x ... DIN EN, ISO 1580
		BS M 2.5x 14 **0266800000** 100		
Test plug/socket				
PS StB		StB 8.5 **0215700000** 50	StB 8.5 **0215700000** 50	
		PS 2.3 **0180400000** 20	PS 2.3 **0180400000** 20	
Cover/contact sleeve				
K sleeve		AD 4 **0303400000** 50		
		BSK M 2.5x18 **0303300000** 100		K sleeve **0553300000** 100
Marking tags				**Print**
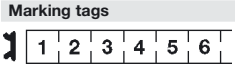	DEK	DEK 6 see "Accessories"	DEK 5 see "Accessories"	DEK 6.5 see "Accessories"
Mounting rails, end brackets, further marking material see "Accessories"				

[1]) The conductor cross-section is reduced to max. 2.5 mm² when QB is used.

* With contact sleeve 19 A

SAK-series

Feed-through terminals

Screw connection
Solder connection
Tab connection
Spring-clip connection
acc. to DIN 41 611 Part 4
Wrap connection
acc. to DIN/IEC 352 Part 1

	AKA 2.5	ADK 1	ADK 1 F ADK 3 F	ADK 1 S
Dimensions/approvals				
Width/length/height with Pins (mm)	6/20/31	6/22/36.5	6/22/36.5	6/22/36.5
Length solder tag/pin (mm)	7,8	8,4	8.5/7.5	8,4
Insulation stripping length/clamping screw/screwdriver blade	9 mm/M 2.5/3.5 x 0.6	9 mm/M 3.5/3.5 x 0.6	11 mm/M 2.5/3.5 x 0.6	–
Rated data				
Rated voltage*/current/cross-section	400 V/20 A/2.5/1.5 mm²	400 V/16 A/4/1.5 mm²	400 V/20 A/2.5/1.5 mm²	400 V/16 A/2.5/1.5/1 mm²
Rated impulse voltage VDE 0110/1.89/pollution severity	6 kV/3	6 kV/3	6 kV/3	6 kV/3
Further technical data				
Tightening torque range Nm	0.4	0.5…1.0	0.4…0.6	–
Torque setting with electric screwdriver type DMS 2	1	2	1	–
Clampable conductor				
Solid H07V-U mm²	0.5…2.5	0.5…4	0.5…2.5	
Stranded H07V-R mm²	1.5…2.5	1.5…4	1.5…2.5	
Flexible H07V-K mm²	0.5…2.5	0.5…4	0.5…2.5	
Flexible H07V-K and ferrule DIN 46 228/1 mm²	0.5…1.5	0.5…2.5	0.5…1.5	
Flexible H07V-K and ferrule with plastic insul. collar mm²	0.5…1.5	0.5…2.5	0.5…1.5	
Max. clamping range in mm²/plug gauge acc. to IEC 60 947-1 Size	0.13...2.5 / A2	0.13...2.5 / A3	0.13...2.5 / A2	0.5...2.5 / -
Continuous current rating of cross-connection 2-pole A				
Continuous current rating of cross-connection multipole A	10	10		
Rated data according to UL/CSA				
Voltage/current/conductor size UL	300 V/20 A/26...12 AWG	300 V/10 A/26...12 AWG	300 V/20 A/26...14 AWG	300 V/18 A/12 AWG max.
Voltage/current/conductor size CSA	300 V/10 A/24…12 AWG	300 V/15 A/26…12 AWG	300 V/15 A/22…14 AWG	300 V/3 A/–
Ordering data Version / for plate thickn. mm	Cat. No. **1.5** / Qty.	**1.5** / Qty. / **2.5** / Qty.	**1.5** / Qty. / **2.5** / Qty.	**1.5** / Qty. / **2.5** / Qty.
PA		**0303860000** 100	**0301060000** 100	**0476060000** 100	**0478660000** 100	
KrG	**0300720000** 100				
Pin 1.0x1.0					
Pin 0.8x1.6					
FS 1x6.3 slotted/0.8x2.8					**0476160000** 100	**0478560000** 100
12-pole PA					
End plate (thickness mm)	Type / Cat. No. / Qty.	Type / Cat. No. / Qty.	Type / Cat. No. / Qty.	Type / Cat. No. / Qty.
KrG	AP (3) **0162520000** 100			
PA		AP (3) **0476260000** 50	AP (3) **0476260000** 50	AP (3) **0476260000** 50
EP			AP (3) **0360000000** 20	
Spacer (thickness mm)				
KrG	ZP (1.5) **0240720000** 50			
KrG	ZP (2.5) **0288520000** 20			
Partition (thickness mm)				
TW		TW (0.5) **0442300000** 50	TW (0.5) **0442300000** 50	TW (0.5) **0442300000** 50
Test plug/socket				
StB Plug test socket ø 2.3		PS 2.3 **0180400000** 20		
PS				
Fuse pin/insulation sleeve/expansion rivet				
	SST 1.2 **0306600000**	SST 1.2 **0306600000**	SST 1.2 **0306600000**	SST 1.2 **030660**
		IH 2.8 **0386060000** 100	IH 2.8 **0386060000** 100	IH 2.8 **0386060000** 100
IH				IH 6.3 **0386260000** 100
Marking tags	**Print**			
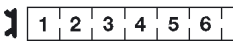 DEK	Standard	DEK 6 see "Accessories"	DEK 6 see "Accessories"	DEK 6 see "Accessories"	DEK 6 see "Accessories"
Mounting rails, end brackets, further marking material see "Accessories"				

* Insulation sleeves are to be used for tab connections to maintain the rated voltage.

Feed-through terminals

ADK 1 T

6/22/50.5	
19.5…21.9	
9 mm/M 3/3.5 x 0.6	
400 V/8 A/4 mm²	
6 kV/3	
0.5…1.0	
2	
0.5…4	
1.5…4	
0.5…4	
0.5…2.5	
0.5…2.5	
0.13...4.0 / A3	
10	
300/250 V/10 A/26...12 AWG	
300 V/15 A/26…12 AWG	
1.5 Qty.	**2.5** Qty.
	0372260000 100
0366360000 100	

Type	Cat. No.	Qty.
AP (3)	**0476260000**	50
TW (0.5)	**0442300000**	50
PS 2.3	**0180400000**	20
SST 1.2	**0306600000**	
DEK 6	see "Accessories"	

AKZ 2.5 K

0109160000 solder tag

5/26/45.5	
22.4…23.6	
7 mm/M 2.5/3.0 x 0.5	
250 V/8 A/2.5 mm²	
4 kV/3	
0.4…0.6	
1	
0.5…2.5	
1.5…2.5	
0.5…2.5	
0.5…2.5	
0.5…2.5	
0.13...2.5 / A2	
10	
300/250 V/10 A/22...12 AWG	
300 V/10 A/26…10 AWG	
Cat. No.	Qty.
0109160000 solder tag	100
0108960000	100

Type	Cat. No.	Qty.
AP (3)	**0697260000**	50
TW (1.5)	**0318560000**	20
PS 2.3	**0180400000**	20
StB 8.5	**0215700000**	50
IH 2.8	**0386060000**	100
DEK 5	see "Accessories"	

ADK 1 FT

6/22/52	
24	
11 mm/M 2.5/3.5 x 0.6	
250 V/10 A/2.5 mm²	
4 kV/3	
0.4…0.6	
1	
0.5…2.5	
1.5…2.5	
0.5…2.5	
0.5…1.5	
0.5…1.5	
0.33...2.5 / A2	
300 V/3 A/22…14 AWG	
Cat. No. **1.5**	Qty.
0176960000	100

Type	Cat. No.	Qty.
AP (3)	**0476260000**	50
TW (0.5)	**0442300000**	50
SST 1.2	**0306600000**	
DEK 6	see "Accessories"	

MK 2/12



86/15/23	
8	
5	
63 V/20 A/2.5/1.5 mm²	
1.5 kV/3	
0.4…0.45	
1	
0.5…2.5	
1.5…2.5	
0.5…2.5	
0.5…2.5	
0.5…2.5	
0.2...2.5 / A2	
300 V/10 A/24…12 AWG	
300 V/10 A/24…12 AWG	
Cat. No.	Qty.
0241460000	50

Type	Cat. No.	Qty.
SN	**0200100000**	500
BSTb 28/12	**024570…**	50
BSTo 28/12	**024560…**	50

SAK-series

Rack-mounted interface systems

		TOP 1.5 F/32	SP 10 FF[2] SP 10 LF[3]	SP 60 FF[2] SP 60 LF[3]	SP 90 FF[2] SP 90 LF[3]
					
Dimensions					
Width/length/height (mm)		40.2/110.6/29.5	42/46.5/170/28	40/45.5/162.5/110	40/45.5/228.5/110
Hole spacing/mounting dimensions	mm	101.6/20.3	147	151/90	217/90
Insulation stripping length/clamping screw/screwdriver blade		10 mm/M 2.5/3.5 x 0.6			
Rated data					
Rated voltage*/current/cross-section		250* V/6 A/1.5/1 mm²	1000* V/16 A/2.5/1.5 mm²	400* V/16 A/2.5/1.5 mm²	400* V/16 A/2.5/1.5 mm²
Rated impulse voltage VDE 0110/1.89/pollution severity		4 kV/3	6 kV/3	6 kV/3	6 kV/3
Further technical data					
Tightening torque range	Nm	0.4…0.7			
Torque setting with electric screwdriver type DMS 2		1			
Clampable conductor					
Solid H07V-U	mm²	0.5…2.5			
Stranded H07V-R	mm²	1.5			
Flexible H07V-K	mm²	0.5…1.5			
Flexible H07V-K and ferrule DIN 46 228/1	mm²	0.5…1.5			
Flexible H07V-K and ferrule with plastic insul. collar	mm²	0.5…1.5			
Plug gauge acc. to IEC 60 947-1	Size	A1			

Ordering data	Version	Type	Cat. No.	Qty.	Type	Cat. No.	Qty.	Type	Cat. No.	Qty.	Type	Cat. No.	Qty.
Pin 1.0 x 1.0	PA	TOP 1.5 F/32	**0443160000**[1]	5									
Pin 0.8 x 2.8 (push-on), unprinted	PA												
Pin 0.8 x 2.8 (push-on), printed, 1…32	PA												
Pin 0.8 x 2.8 (push-on), printed, 1…32, blue	PA												
6 x plug (6.3 x 0.8)	KrG				SP 10 FF	**0456220000**	10	SP 60 FF[4]	**0340320000**	1	SP 90 FF**	**0248120000**	1
6 x plug (6.3 x 0.8), blue	KrG							SP 60 FF[4]	**0340370000**	1			
6 x plug (6.3 x 0.8), bzw. 12 x 2.8 x 0.8 slotted	KrG										SP 90 FF**	**0608920000**	1
6 x plug (6.3 x 0.8), bzw. 12 x 2.8 x 0.8 slotted, blue	KrG												
3 x plug (6.3 x 0.8)/1 x solder per pole	KrG							SP 60 LF[4]	**0343720000**	1	SP 90 LF**	**0248220000**	1
3 x plug (6.3 x 0.8)/1 x solder per pole, blue	KrG							SP 60 LF[4]	**0343770000**	1			
3 x plug (6.3 x 0.8 bzw. 6 x 2.8 x 0.8)/1 x solder	KrG							SP 60 LF[5]	**0124520000**	1			
3 x plug (6.3 x 0.8 bzw. 6 x 2.8 x 0.8)/1 x solder, blue	KrG							SP 60 LF[5]	**0124570000**	1	printed:		
2 x direct connection, 1 x Pin 0.8 x 1.6	PA										** A...F / 1...15		
								printed:					
								[4] A...F / 1...10					
								[5] 00...50 / 1...10					

Insulation sleeves	Type	Cat. No.	Qty.	Type	Cat. No.	Qty.	Type	Cat. No.	Qty.	Type	Cat. No.	Qty.
	IH 2.8	**0386060000**	100	IH 2.8	**0386060000**	100	IH 2.8	**0386060000**	100	IH 2.8	**0386060000**	100
				IH 6.3	**0386260000**	100	IH 6.3	**0386260000**	100	IH 6.3	**0386260000**	100

Marking tags	**Print**										
dekafix	for group markers			FW 5	see "Accessories"						

Mounting rails, end brackets, further marking material see "Accessories"

* Insulation sleeves are to be used for tab connections to maintain the rated voltage.

[1] Rated voltage 125 V

[2] FF = Tab- Tab
[3] LF = Solder - Tab

Rack-mounted interface systems

RV 8/8 long

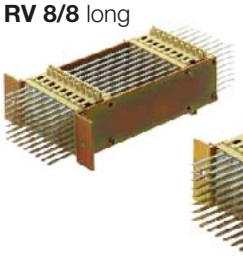

RV 8/8 short

RV 8/9 long

RV 8/9 short

Technical data acc. to VDE

	125 V/–/–			125 V/–/–			105 V/–/–			125 V/–/–		
Pin versions (intern)	Type	Cat. No.	Qty.	Type	Cat. No.	Qty.	Type	Cat. No.	Qty.	Type	Cat. No.	Qty.
0.8 x 2.4/1 x 1		**0468860000**	1		**0467160000**	1		**0498960000**	1		**0444060000**	1
0.8 x 2.4/0.8 x 2.4		**0468960000**	1		**0467260000**	1		**0499060000**	1		**0545960000**	1
							with shield pins			with shield pins		
Plug adapter	Type	Cat. No.	Qty.	Type	Cat. No.	Qty.	Type	Cat. No.	Qty.	Type	Cat. No.	Qty.
1-pole	DSA 1	**0576060000**	50	DSA 1	**0576060000**	50	DSA 1	**0576060000**	50	DSA 1	**0576060000**	50

for connection of solid and flexible conductors from 0.75 to 1.5 mm² directly on to the pins of the interface system.

RV 8/20 short

RV 8/56 short



Technical data acc. to VDE

	125 V~/–/–			125 V~/–/–		
Pin versions (internal)		Cat. No.	Qty.		Cat. No.	Qty.
0.8 x 2.4/1 x 1					**0462260000**	1
0.8 x 2.4/0.8 x 2.4		**0544460000**	1		**0533060000**	4

Additional versions on request

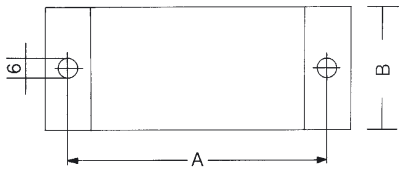

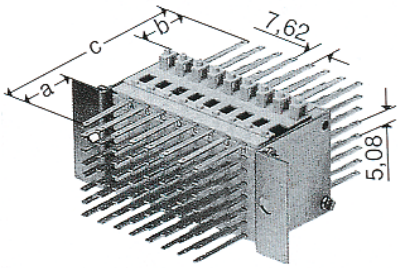

Type	Size A in mm	Size B in mm
RV 8/8 K	81	40.64
RV 8/9 K	89	40.64
RV 8/8 L	93	40.64
RV 8/9 L	100	40.64
RV 8/20 K	187,62/31.5	63
RV 8/56 K	460/31.5	63
(K = short/L = long)		

Cat. No.	RV	a	b	c
0468860000	8/8 L	26	20	200
0468960000	8/8 L	26	26	206
0467160000	8/8 K	26	20	84
0467260000	8/8 K	26	26	89
0119360000	8/20 K	26	20	84
0544460000	8/20 K	26	26	89
0462260000	8/56 K	26	20	84
0533060000	8/56 K	26	26	89

Mounting rails, end brackets, further marking material see “Accessories”

OCEAN CHIPS
Океан Электроники
Поставка электронных компонентов

Компания «Океан Электроники» предлагает заключение долгосрочных отношений при поставках импортных электронных компонентов на взаимовыгодных условиях!

Наши преимущества:

- Поставка оригинальных импортных электронных компонентов напрямую с производств Америки, Европы и Азии, а так же с крупнейших складов мира;
- Широкая линейка поставок активных и пассивных импортных электронных компонентов (более 30 млн. наименований);
- Поставка сложных, дефицитных, либо снятых с производства позиций;
- Оперативные сроки поставки под заказ (от 5 рабочих дней);
- Экспресс доставка в любую точку России;
- Помощь Конструкторского Отдела и консультации квалифицированных инженеров;
- Техническая поддержка проекта, помощь в подборе аналогов, поставка прототипов;
- Поставка электронных компонентов под контролем ВП;
- Система менеджмента качества сертифицирована по Международному стандарту ISO 9001;
- При необходимости вся продукция военного и аэрокосмического назначения проходит испытания и сертификацию в лаборатории (по согласованию с заказчиком);
- Поставка специализированных компонентов военного и аэрокосмического уровня качества (Xilinx, Altera, Analog Devices, Intersil, Interpoint, Microsemi, Actel, Aeroflex, Peregrine, VPT, Syfer, Eurofarad, Texas Instruments, MS Kennedy, Miteq, Cobham, E2V, MA-COM, Hittite, Mini-Circuits, General Dynamics и др.);

Компания «Океан Электроники» является официальным дистрибьютором и эксклюзивным представителем в России одного из крупнейших производителей разъемов военного и аэрокосмического назначения **«JONHON»**, а так же официальным дистрибьютором и эксклюзивным представителем в России производителя высокотехнологичных и надежных решений для передачи СВЧ сигналов **«FORSTAR»**.

AVIC JONHON

«JONHON» (основан в 1970 г.)

Разъемы специального, военного и аэрокосмического назначения:

(Применяются в военной, авиационной, аэрокосмической, морской, железнодорожной, горно- и нефтедобывающей отраслях промышленности)

«FORSTAR» (основан в 1998 г.)

ВЧ соединители, коаксиальные кабели, кабельные сборки и микроволновые компоненты:

(Применяются в телекоммуникациях гражданского и специального назначения, в средствах связи, РЛС, а так же военной, авиационной и аэрокосмической отраслях промышленности).

FORSTAR®

Телефон: 8 (812) 309-75-97 (многоканальный)
Факс: 8 (812) 320-03-32
Электронная почта: ocean@oceanchips.ru
Web: http://oceanchips.ru/
Адрес: 198099, г. Санкт-Петербург, ул. Калинина, д. 2, корп. 4, лит. А