



Soft-start/stop Function Starts and Stops Three-phase Motors Smoothly and Economically

- Function like an inverter by holding down the starting current.
- Harmonized protection with thermal overload relays complying with IEC 947-4-1 (Class 10A/10); can be used like a standard contactor.
- Comply with UL, CSA, IEC (400-V models only), and JEM requirements.
- Mount with screws or to DIN tracks.
- Compact monoblock construction for the G3J-T217BL (W: 100 × H: 100 × D: 110 mm) with a heat sink.
- Snubber circuit and varistor are built-in.
- Operation indicator.



 Refer to *Safety Precautions for All Solid State Relays*.

Model Number Structure

Model Number Legend

G3J-□□□□□□□
1 2 3 4 5 6 7

1. Basic Model Name

G3J: Solid State Contactor

2. Load Power Supply

Blank: AC output

3. Functions

T: Soft-start/stop function

4. Rated Load Power Supply Voltage

2: 200 VAC

4: 400 VAC

5. Rated Load Current

17: 17.4 A (200-V models)

11: 11.1 A (200-V models)

05: 4.8 A (200-V models), 5.5 A (400-V models)

03: 2.4 A (400-V models)

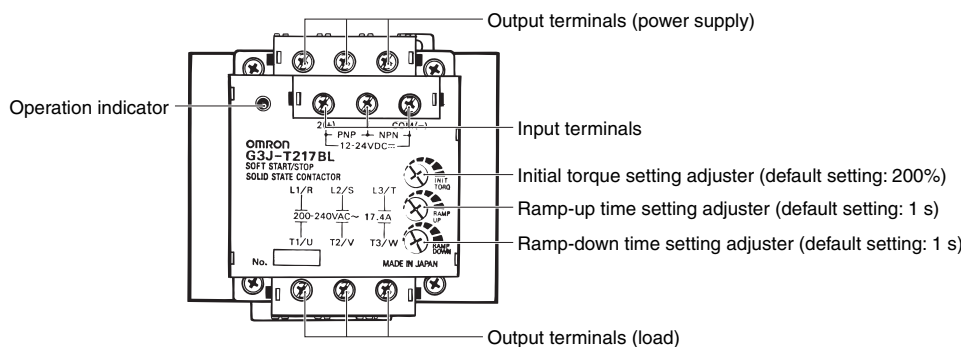
6. Terminal Type

B: Screw terminals

7. Zero Cross Function

L: Not equipped with zero cross function

Appearance



Ordering Information

■ List of Models

Number of elements	Insulation method	Rated supply voltage	Input method	Applicable motor		Model
3	Phototriac	12 to 24 VDC	No-voltage input (open and short-circuit input)	2.2 kW (5.5 A)	380 to 400 VAC	G3J-T405BL
				0.75 kW (2.4 A)		G3J-T403BL
				3.7 kW (17.4 A)	200 to 220 VAC	G3J-T217BL
				2.2 kW (11.1 A)		G3J-T211BL
				0.75 kW (4.8 A)		G3J-T205BL

Note: When ordering, specify the rated supply voltage.

■ Accessories (Order Separately)

Mounting Bracket

Model
R99-14 FOR G3J (See note.)

Note: Use this Bracket when mounting Thermal Relay to a G3J-series SSR.

Specifications

■ Ratings (at an Ambient Temperature of 25°C)

Power Supply

Rated supply voltage	12 to 24 VDC
Operating voltage range	10.2 to 26.4 VDC
Current consumption	50 mA max. (at 12 to 24 VDC)

Operation Circuit

Input current	10 mA max. (at 12 to 24 VDC)
Input method	Short-circuiting or opening terminals 1 and COM or 2 (+) and 1
No-voltage input (short-circuiting and opening inputs) (See note.)	SSR input turned ON:A maximum residual voltage of 2 V between short-circuited terminals SSR input turned OFF:A maximum leakage current of 0.15 mA Relay input: For minute signals

Note: Refer to *Safety Precautions for the G3J-T, G3J-S, and G3J*.

Main Circuit

Item		G3J-T405BL	G3J-T403BL	G3J-T217BL	G3J-T211BL	G3J-T205BL
Rated load voltage		200 to 400 VAC (50/60 Hz)		200 to 240 VAC (50/60 Hz)		
Load voltage range		180 to 440 VAC (50/60 Hz)		180 to 264 VAC (50/60 Hz)		
Rated carry current (See note 1.)		5.5 A (Ta = 40°C)	2.4 A (Ta = 40°C)	17.4 A (Ta = 40°C)	11.1 A (Ta = 40°C)	4.8 A (Ta = 40°C)
Min. load current		0.5 A				
Peak-value current resistivity		220 A, 60 Hz, 1 cycle	96 A, 60 Hz, 1 cycle	500 A, 60 Hz, 1 cycle	350 A, 60 Hz, 1 cycle	150 A, 60 Hz, 1 cycle
Overload resistance		Refer to <i>Information Common to the G3J, G3J-T, and G3J-S</i> .				
Closed current (effective value)	AC3	55 A	24 A	174 A	111 A	48 A
	AC4	66 A	28.8 A	208.8 A	133.2 A	57.6 A
Breaking current (effective value)	AC3	44 A	19.2 A	139.2 A	88.8 A	38.4 A
	AC4	55 A	24 A	174 A	111 A	48 A
Applicable load	3-phase inductive motor (AC3 AC4 AC53-a)	380 to 400 VAC, 2.2 kW, 5.5 A	380 to 400 VAC, 0.75 kW, 2.4 A	200 to 220 VAC, 3.7 kW, 17.4 A	200 to 220 VAC, 2.2 kW, 11.1 A	200 to 220 VAC, 0.75 kW, 4.8 A
	Resistive load (AC1) (See note 2.)	200 to 400 VAC, 5.5 A	200 to 400 VAC, 2.4 A	200 to 240 VAC, 17.4 A	200 to 240 VAC, 11.1 A	200 to 240 VAC, 4.8 A

Note: 1. The rated carry current varies depending on the ambient temperature. Refer to *Load Current vs. Ambient Temperature* under *Engineering Data* in the *Information Common to the G3J-T, G3J-S, and G3J* for details.

2. No single-phase load can be connected.

■ Characteristics

Item	G3J-T405BL	G3J-T403BL	G3J-T217BL	G3J-T211BL	G3J-T205BL
Ramp-up time	Set within a range from 1 to 25 s.				
Ramp-down time	Set within a range from 1 to 25 s.				
Starting torque	Set within a range from 200% to 450% In.				
Output ON-voltage drop	1.8 V _{RMS} max.		1.6 V _{RMS} max.		
Leakage current	20 mA max. (at 400 VAC)		10 mA max. (at 200 VAC)		
Insulation resistance	100 MΩ min. (at 500 VDC)				
Dielectric strength	2,500 VAC, 50/60 Hz for 1 min				
Vibration resistance	Destruction: 10 to 55 to 10 Hz, 0.75-mm single amplitude				
Shock resistance	Destruction: 294 m/s ²				
Ambient temperature	Operating: -20°C to 60°C (with no icing or condensation) Storage: -30°C to 70°C (with no icing or condensation)				
Ambient humidity	Operating: 45% to 85%				
Weight	730 g max.		800 g max.	730 g max.	
Standards	UL508 File No. E64562 CSA22.2 No. 14 File No. LR35535				

ALL DIMENSIONS SHOWN ARE IN MILLIMETERS.

To convert millimeters into inches, multiply by 0.03937. To convert grams into ounces, multiply by 0.03527.

In the interest of product improvement, specifications are subject to change without notice.

Read and Understand This Catalog

Please read and understand this catalog before purchasing the products. Please consult your OMRON representative if you have any questions or comments.

Warranty and Limitations of Liability

WARRANTY

OMRON's exclusive warranty is that the products are free from defects in materials and workmanship for a period of one year (or other period if specified) from date of sale by OMRON.

OMRON MAKES NO WARRANTY OR REPRESENTATION, EXPRESS OR IMPLIED, REGARDING NON-INFRINGEMENT, MERCHANTABILITY, OR FITNESS FOR PARTICULAR PURPOSE OF THE PRODUCTS. ANY BUYER OR USER ACKNOWLEDGES THAT THE BUYER OR USER ALONE HAS DETERMINED THAT THE PRODUCTS WILL SUITABLY MEET THE REQUIREMENTS OF THEIR INTENDED USE. OMRON DISCLAIMS ALL OTHER WARRANTIES, EXPRESS OR IMPLIED.

LIMITATIONS OF LIABILITY

OMRON SHALL NOT BE RESPONSIBLE FOR SPECIAL, INDIRECT, OR CONSEQUENTIAL DAMAGES, LOSS OF PROFITS OR COMMERCIAL LOSS IN ANY WAY CONNECTED WITH THE PRODUCTS, WHETHER SUCH CLAIM IS BASED ON CONTRACT, WARRANTY, NEGLIGENCE, OR STRICT LIABILITY.

In no event shall the responsibility of OMRON for any act exceed the individual price of the product on which liability is asserted.

IN NO EVENT SHALL OMRON BE RESPONSIBLE FOR WARRANTY, REPAIR, OR OTHER CLAIMS REGARDING THE PRODUCTS UNLESS OMRON'S ANALYSIS CONFIRMS THAT THE PRODUCTS WERE PROPERLY HANDLED, STORED, INSTALLED, AND MAINTAINED AND NOT SUBJECT TO CONTAMINATION, ABUSE, MISUSE, OR INAPPROPRIATE MODIFICATION OR REPAIR.

Application Considerations

SUITABILITY FOR USE

OMRON shall not be responsible for conformity with any standards, codes, or regulations that apply to the combination of products in the customer's application or use of the products.

At the customer's request, OMRON will provide applicable third party certification documents identifying ratings and limitations of use that apply to the products. This information by itself is not sufficient for a complete determination of the suitability of the products in combination with the end product, machine, system, or other application or use.

The following are some examples of applications for which particular attention must be given. This is not intended to be an exhaustive list of all possible uses of the products, nor is it intended to imply that the uses listed may be suitable for the products:

- Outdoor use, uses involving potential chemical contamination or electrical interference, or conditions or uses not described in this catalog.
- Nuclear energy control systems, combustion systems, railroad systems, aviation systems, medical equipment, amusement machines, vehicles, safety equipment, and installations subject to separate industry or government regulations.
- Systems, machines, and equipment that could present a risk to life or property.

Please know and observe all prohibitions of use applicable to the products.

NEVER USE THE PRODUCTS FOR AN APPLICATION INVOLVING SERIOUS RISK TO LIFE OR PROPERTY WITHOUT ENSURING THAT THE SYSTEM AS A WHOLE HAS BEEN DESIGNED TO ADDRESS THE RISKS, AND THAT THE OMRON PRODUCTS ARE PROPERLY RATED AND INSTALLED FOR THE INTENDED USE WITHIN THE OVERALL EQUIPMENT OR SYSTEM.

PROGRAMMABLE PRODUCTS

OMRON shall not be responsible for the user's programming of a programmable product, or any consequence thereof.

Disclaimers

CHANGE IN SPECIFICATIONS

Product specifications and accessories may be changed at any time based on improvements and other reasons.

It is our practice to change model numbers when published ratings or features are changed, or when significant construction changes are made. However, some specifications of the products may be changed without any notice. When in doubt, special model numbers may be assigned to fix or establish key specifications for your application on your request. Please consult with your OMRON representative at any time to confirm actual specifications of purchased products.

DIMENSIONS AND WEIGHTS

Dimensions and weights are nominal and are not to be used for manufacturing purposes, even when tolerances are shown.

PERFORMANCE DATA

Performance data given in this catalog is provided as a guide for the user in determining suitability and does not constitute a warranty. It may represent the result of OMRON's test conditions, and the users must correlate it to actual application requirements. Actual performance is subject to the OMRON Warranty and Limitations of Liability.

ERRORS AND OMISSIONS

The information in this document has been carefully checked and is believed to be accurate; however, no responsibility is assumed for clerical, typographical, or proofreading errors, or omissions.

2008.11

In the interest of product improvement, specifications are subject to change without notice.

OMRON Corporation
Industrial Automation Company

<http://www.ia.omron.com/>

(c)Copyright OMRON Corporation 2008 All Right Reserved.

Компания «Океан Электроники» предлагает заключение долгосрочных отношений при поставках импортных электронных компонентов на взаимовыгодных условиях!

Наши преимущества:

- Поставка оригинальных импортных электронных компонентов напрямую с производств Америки, Европы и Азии, а так же с крупнейших складов мира;
- Широкая линейка поставок активных и пассивных импортных электронных компонентов (более 30 млн. наименований);
- Поставка сложных, дефицитных, либо снятых с производства позиций;
- Оперативные сроки поставки под заказ (от 5 рабочих дней);
- Экспресс доставка в любую точку России;
- Помощь Конструкторского Отдела и консультации квалифицированных инженеров;
- Техническая поддержка проекта, помощь в подборе аналогов, поставка прототипов;
- Поставка электронных компонентов под контролем ВП;
- Система менеджмента качества сертифицирована по Международному стандарту ISO 9001;
- При необходимости вся продукция военного и аэрокосмического назначения проходит испытания и сертификацию в лаборатории (по согласованию с заказчиком);
- Поставка специализированных компонентов военного и аэрокосмического уровня качества (Xilinx, Altera, Analog Devices, Intersil, Interpoint, Microsemi, Actel, Aeroflex, Peregrine, VPT, Syfer, Eurofarad, Texas Instruments, MS Kennedy, Miteq, Cobham, E2V, MA-COM, Hittite, Mini-Circuits, General Dynamics и др.);

Компания «Океан Электроники» является официальным дистрибьютором и эксклюзивным представителем в России одного из крупнейших производителей разъемов военного и аэрокосмического назначения «**JONHON**», а так же официальным дистрибьютором и эксклюзивным представителем в России производителя высокотехнологичных и надежных решений для передачи СВЧ сигналов «**FORSTAR**».



JONHON

«**JONHON**» (основан в 1970 г.)

Разъемы специального, военного и аэрокосмического назначения:

(Применяются в военной, авиационной, аэрокосмической, морской, железнодорожной, горно- и нефтедобывающей отраслях промышленности)

«**FORSTAR**» (основан в 1998 г.)

ВЧ соединители, коаксиальные кабели,
кабельные сборки и микроволновые компоненты:

(Применяются в телекоммуникациях гражданского и специального назначения, в средствах связи, РЛС, а так же военной, авиационной и аэрокосмической отраслях промышленности).



Телефон: 8 (812) 309-75-97 (многоканальный)

Факс: 8 (812) 320-03-32

Электронная почта: ocean@oceanchips.ru

Web: <http://oceanchips.ru/>

Адрес: 198099, г. Санкт-Петербург, ул. Калинина, д. 2, корп. 4, лит. А