



Micro Commercial Components
 20736 Marilla Street Chatsworth
 CA 91311
 Phone: (818) 701-4933
 Fax: (818) 701-4933

**1N4728A
 THRU
 1N4761A**

Features

- Hermetic Glass Package
- Silicon Planar Zener Diodes
- Lead Free Finish/Rohs Compliant (Note2) ("P" Suffix designates Compliant. See ordering information)
- Moisture Sensitivity: Level 1

**1.0 Watt
 Zener Diode
 3.3 to 75 Volts**

Mechanical Data

- Case: DO-41 Glass Package
- Marking : Cathode band and type number
- Weight: 0.309 grams (Approx.)

Maximum Ratings

- Operating Temperature: -65°C to +200°C
- Storage Temperature: -65°C to +200°C
- For capacitive load, derate current by 20%

Electrical Characteristics @ 25°C Unless Otherwise Specified

| | | | |
|---------------------------|-------------------|---------|-----------------------|
| DC Power Dissipation | P _d | 1.0W | T _A ≤ 50°C |
| Forward Voltage Drop | V _F | 1.2V | |
| Thermal Resistance | R _{thJA} | 100K/W | Note 1 |
| Power Derating from 100°C | P _{tot} | 10mW/°C | |

Note: (1) Valid provided that electrodes at a distance of 10mm from case are kept at ambient temperature.

(2). Lead in Glass Exemption Applied, see EU Directive Annex 7(C)-I.

DO-41G

| DIM | INCHES | | MM | | NOTE |
|-----|--------|-------|-------|-------|----------|
| | MIN | MAX | MIN | MAX | |
| A | ----- | 0.177 | ----- | 4.50 | |
| B | ----- | 0.110 | ----- | 2.80 | Diameter |
| C | 0.026 | 0.034 | 0.70 | 0.90 | Diameter |
| D | 1.000 | ----- | 25.40 | ----- | |

Electrical Characteristics (T_A = 25°C unless otherwise noted). Maximum V_F = 1.2V at I_F = 200mA

| MCC Part Number | Zener Voltage | Test Current | Maximum Dynamic Impedance | | | Maximum Reverse Leakage Current | | Surge Current | Maximum Regulator Current |
|-----------------|----------------------------------|-----------------|-----------------------------------|-----------------------------------|-----------------|---------------------------------|----------------|----------------|---------------------------|
| | V _Z @ I _{ZT} | I _{ZT} | Z _{ZT} @ I _{ZT} | Z _{ZK} @ I _{ZK} | I _{ZK} | I _R @ V _R | V _R | I _R | I _{ZM} |
| | Volts | mA | OHMS | OHMS | mA | µA | Volts | mA | mA |
| 1N4728A | 3.3 | 76 | 10 | 400 | 1 | 100 | 1 | 1380 | 276 |
| 1N4729A | 3.6 | 69 | 10 | 400 | 1 | 100 | 1 | 1260 | 252 |
| 1N4730A | 3.9 | 64 | 9 | 400 | 1 | 50 | 1 | 1190 | 234 |
| 1N4731A | 4.3 | 58 | 9 | 400 | 1 | 10 | 1 | 1070 | 217 |
| 1N4732A | 4.7 | 53 | 8 | 500 | 1 | 10 | 1 | 970 | 193 |
| 1N4733A | 5.1 | 49 | 7 | 550 | 1 | 10 | 1 | 890 | 178 |
| 1N4734A | 5.6 | 45 | 5 | 600 | 1 | 10 | 2 | 810 | 162 |
| 1N4735A | 6.2 | 41 | 2 | 700 | 1 | 10 | 3 | 730 | 146 |
| 1N4736A | 6.8 | 37 | 3.5 | 700 | 1 | 10 | 4 | 660 | 133 |
| 1N4737A | 7.5 | 34 | 4 | 700 | 0.5 | 10 | 5 | 605 | 121 |
| 1N4738A | 8.2 | 31 | 4.5 | 700 | 0.5 | 10 | 6 | 550 | 110 |
| 1N4739A | 9.1 | 28 | 5 | 700 | 0.5 | 10 | 7 | 500 | 100 |
| 1N4740A | 10 | 25 | 7 | 700 | 0.25 | 10 | 7.6 | 454 | 91 |
| 1N4741A | 11 | 23 | 8 | 700 | 0.25 | 5 | 8.4 | 414 | 83 |
| 1N4742A | 12 | 21 | 9 | 700 | 0.25 | 5 | 9.1 | 380 | 76 |
| 1N4743A | 13 | 19 | 10 | 700 | 0.25 | 5 | 9.9 | 344 | 69 |
| 1N4744A | 15 | 17 | 14 | 700 | 0.25 | 5 | 11.4 | 304 | 61 |
| 1N4745A | 16 | 15.5 | 16 | 700 | 0.25 | 5 | 12.2 | 285 | 57 |
| 1N4746A | 18 | 14 | 20 | 750 | 0.25 | 5 | 13.7 | 250 | 50 |
| 1N4747A | 20 | 12.5 | 22 | 750 | 0.25 | 5 | 15.2 | 225 | 45 |
| 1N4748A | 22 | 11.5 | 23 | 750 | 0.25 | 5 | 16.7 | 205 | 41 |
| 1N4749A | 24 | 10.5 | 25 | 750 | 0.25 | 5 | 18.2 | 190 | 38 |
| 1N4750A | 27 | 9.5 | 35 | 750 | 0.25 | 5 | 20.6 | 170 | 34 |
| 1N4751A | 30 | 8.5 | 40 | 1000 | 0.25 | 5 | 22.8 | 150 | 30 |
| 1N4752A | 33 | 7.5 | 45 | 1000 | 0.25 | 5 | 25.1 | 135 | 27 |
| 1N4753A | 36 | 7 | 50 | 1000 | 0.25 | 5 | 27.4 | 125 | 25 |
| 1N4754A | 39 | 6.5 | 60 | 1000 | 0.25 | 5 | 29.7 | 115 | 23 |
| 1N4755A | 43 | 6 | 70 | 1500 | 0.25 | 5 | 32.7 | 110 | 22 |
| 1N4756A | 47 | 5.5 | 80 | 1500 | 0.25 | 5 | 35.8 | 95 | 19 |
| 1N4757A | 51 | 5 | 95 | 1500 | 0.25 | 5 | 38.8 | 90 | 18 |
| 1N4758A | 56 | 4.5 | 110 | 2000 | 0.25 | 5 | 42.6 | 80 | 16 |
| 1N4759A | 62 | 4 | 125 | 2000 | 0.25 | 5 | 47.1 | 70 | 14 |
| 1N4760A | 68 | 3.7 | 150 | 2000 | 0.25 | 5 | 51.7 | 65 | 13 |
| 1N4761A | 75 | 3.3 | 175 | 2000 | 0.25 | 5 | 56 | 60 | 12 |

- Note**
- 1: The JEDEC type number shown with an A suffix have a 5% tolerance on nominal zener voltage. C signifies 2%.
 - 2: The Zener impedance is derived from the 60 Hz ac voltage, which results when an ac current having an rms value equal to 10% of the DC Zener current(I_{ZT} or I_{ZK}) is superimposed on I_{ZT} or I_{ZK}. Zener impedance is measured at two points to insure a sharp knee on the breakdown curve and eliminate unstable units.
 - 3: The reverse surge current is measured at 25°C ambient using a 1/2 square wave or equivalent sine wave pulse 1/120 second duration superimposed on I_{ZT}.
 - 4: Voltage measurements to be performed 90 seconds after application of DC current.
 - 5: RoHs Compliant already and Pb-free sticker on reel , box & carton indicated RoHs compliant .

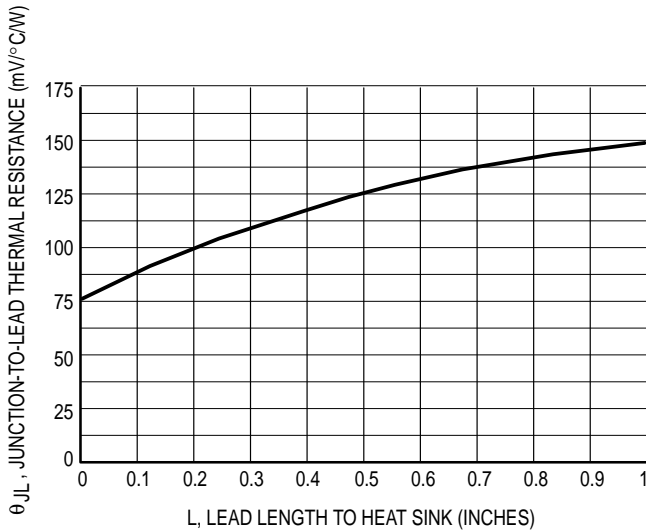


Figure 1. Typical Thermal Resistance versus Lead Length

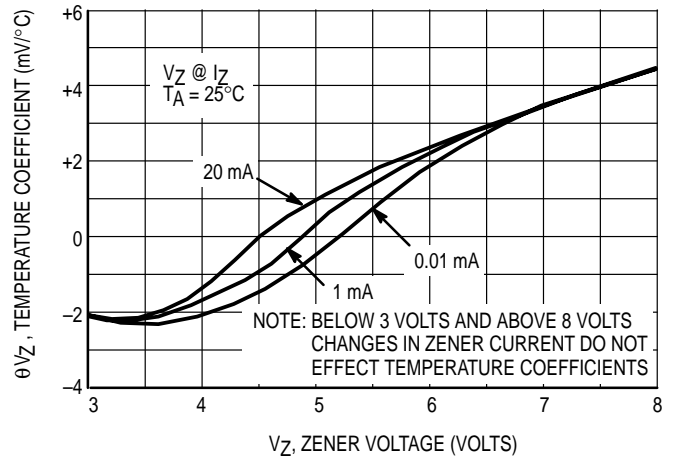


Figure 2. Effect of Zener Current

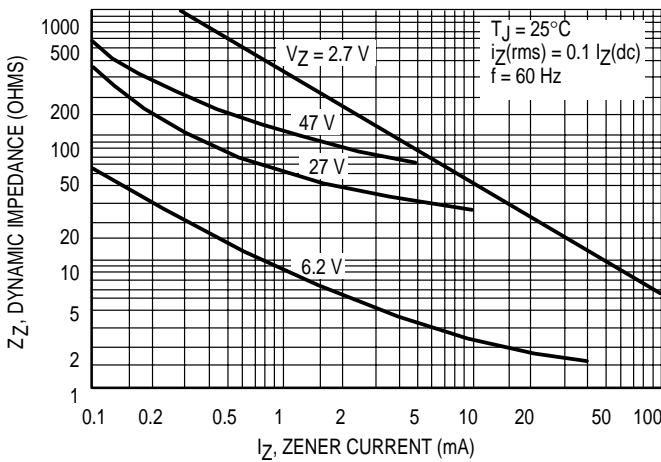


Figure 3. Effect of Zener Current on Zener Impedance

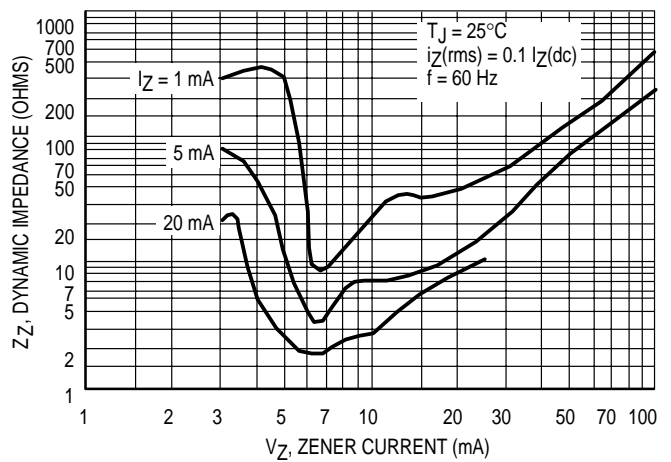
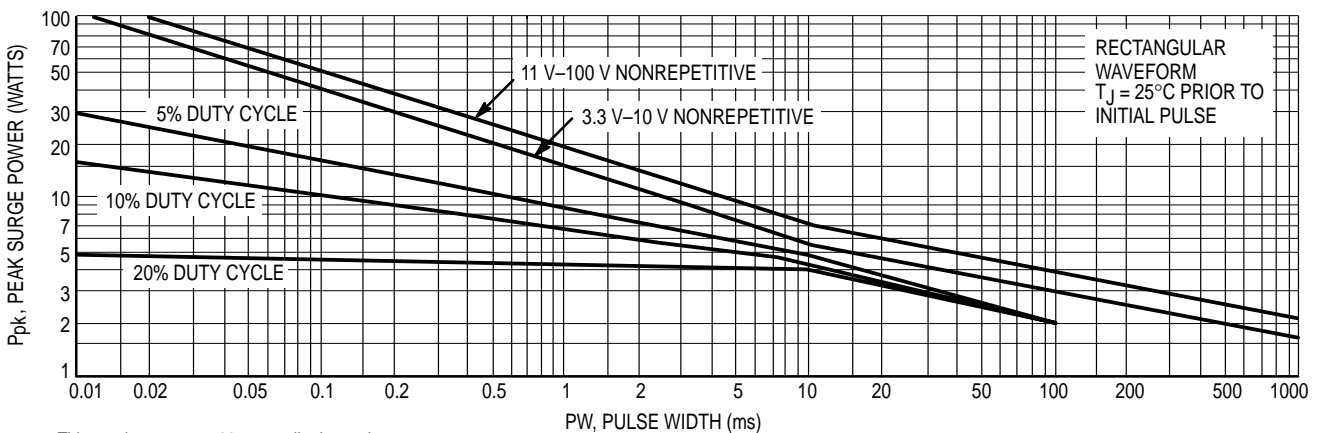


Figure 4. Effect of Zener Voltage on Zener Impedance



This graph represents 90 percentile data points.
For worst case design characteristics, multiply surge power by 2/3.

Figure 5. Maximum Surge Power



Micro Commercial Components

Ordering Information :

| Device | Packing |
|----------------|--------------------------------|
| Part Number-TP | Tape&Reel: 5Kpcs/Reel |
| Part Number-AP | Ammo Packing: 2.5Kpcs/Ammo Box |
| Part Number-BP | Bulk: 50Kpcs/Carton |

*****IMPORTANT NOTICE*****

Micro Commercial Components Corp. reserves the right to make changes without further notice to any product herein to make corrections, modifications , enhancements , improvements , or other changes . **Micro Commercial Components Corp .** does not assume any liability arising out of the application or use of any product described herein; neither does it convey any license under its patent rights ,nor the rights of others . The user of products in such applications shall assume all risks of such use and will agree to hold **Micro Commercial Components Corp .** and all the companies whose products are represented on our website, harmless against all damages.

*****LIFE SUPPORT*****

MCC's products are not authorized for use as critical components in life support devices or systems without the express written approval of Micro Commercial Components Corporation.

*****CUSTOMER AWARENESS*****

Counterfeiting of semiconductor parts is a growing problem in the industry. Micro Commercial Components (MCC) is taking strong measures to protect ourselves and our customers from the proliferation of counterfeit parts. MCC strongly encourages customers to purchase MCC parts either directly from MCC or from Authorized MCC Distributors who are listed by country on our web page cited below. Products customers buy either from MCC directly or from Authorized MCC Distributors are genuine parts, have full traceability, meet MCC's quality standards for handling and storage. **MCC will not provide any warranty coverage or other assistance for parts bought from Unauthorized Sources.** MCC is committed to combat this global problem and encourage our customers to do their part in stopping this practice by buying direct or from authorized distributors.

Компания «Океан Электроники» предлагает заключение долгосрочных отношений при поставках импортных электронных компонентов на взаимовыгодных условиях!

Наши преимущества:

- Поставка оригинальных импортных электронных компонентов напрямую с производств Америки, Европы и Азии, а так же с крупнейших складов мира;
- Широкая линейка поставок активных и пассивных импортных электронных компонентов (более 30 млн. наименований);
- Поставка сложных, дефицитных, либо снятых с производства позиций;
- Оперативные сроки поставки под заказ (от 5 рабочих дней);
- Экспресс доставка в любую точку России;
- Помощь Конструкторского Отдела и консультации квалифицированных инженеров;
- Техническая поддержка проекта, помощь в подборе аналогов, поставка прототипов;
- Поставка электронных компонентов под контролем ВП;
- Система менеджмента качества сертифицирована по Международному стандарту ISO 9001;
- При необходимости вся продукция военного и аэрокосмического назначения проходит испытания и сертификацию в лаборатории (по согласованию с заказчиком);
- Поставка специализированных компонентов военного и аэрокосмического уровня качества (Xilinx, Altera, Analog Devices, Intersil, Interpoint, Microsemi, Actel, Aeroflex, Peregrine, VPT, Syfer, Eurofarad, Texas Instruments, MS Kennedy, Miteq, Cobham, E2V, MA-COM, Hittite, Mini-Circuits, General Dynamics и др.);

Компания «Океан Электроники» является официальным дистрибьютором и эксклюзивным представителем в России одного из крупнейших производителей разъемов военного и аэрокосмического назначения «JONHON», а так же официальным дистрибьютором и эксклюзивным представителем в России производителя высокотехнологичных и надежных решений для передачи СВЧ сигналов «FORSTAR».



JONHON

«JONHON» (основан в 1970 г.)

Разъемы специального, военного и аэрокосмического назначения:

(Применяются в военной, авиационной, аэрокосмической, морской, железнодорожной, горно- и нефтедобывающей отраслях промышленности)

«FORSTAR» (основан в 1998 г.)

ВЧ соединители, коаксиальные кабели,
кабельные сборки и микроволновые компоненты:

(Применяются в телекоммуникациях гражданского и специального назначения, в средствах связи, РЛС, а так же военной, авиационной и аэрокосмической отраслях промышленности).



Телефон: 8 (812) 309-75-97 (многоканальный)

Факс: 8 (812) 320-03-32

Электронная почта: ocean@oceanchips.ru

Web: <http://oceanchips.ru/>

Адрес: 198099, г. Санкт-Петербург, ул. Калинина, д. 2, корп. 4, лит. А