

Film Chip Capacitors



PEN DIELECTRIC – CB Series



GENERAL DESCRIPTION

Film chip capacitor using a naked and stacked construction with metallized PEN (polyethylene naphthalate).

ADVANTAGES

- Use of high temperature dielectric films make these capacitors suitable for IR or vapor phase reflow processes. This chip is built without specific encapsulation.
- The intrinsic elasticity of the dielectric film allows an excellent compatibility of the capacitor with all types of material for printed circuit boards.
- The self-healing property of film technology results to a safety open failure mode and better overall reliability.
- Excellent thermal shock resistance.
- Low dissipation factor ESR & ESL.
- No piezoelectric effect.
- Available in tape and reel suitable for automatic placement.
- Non-polar construction.

APPLICATIONS

General purpose function in low voltage applications where miniaturization and SMD is required. Typical applications would be:

- Automotive (Airbag, Fuel injection calculator...)
- Telecom (Public switching systems, modems, telephone set, cordless, mobile)
- Industrial (SMPS, Power convertor module...)



PERFORMANCE CHARACTERISTICS

| | |
|------------------------------------|--|
| Climatic Category | 55/125/56 |
| Capacitance Range | 1nF to 4.7 μ F |
| Tolerance on C _R | \pm 5%, \pm 10% |
| Nominal Voltages | 25Vdc to 630Vdc |
| Test Voltage | 1.4Vr 2 sec. at 25°C |
| Soldering methods | IR or vapor phase reflow (not suitable for wave soldering) |
| Tangent of Loss Angle at 1kHz (DF) | < 100 x 10 ⁻⁴ |
| Insulation resistance minimum : IR | for C \leq 0.33 μ F IR > 1000 M Ω at 20°C for 1 min. charge at 10Vdc for VR < 100Vdc and 100Vdc for VR \geq 100Vdc for C > 0.33 μ F IR C > 400 sec. at 20°C for 1 min. charge at 10Vdc for VR < 100Vdc and 100Vdc for VR \geq 100Vdc |
| Temperature range | -55°C to 125°C with voltage derating of 1.25%/°C between 105°C and 125°C |
| A.C. applications | For high frequency A.C. application please check with AVX |

Film Chip Capacitors



PEN DIELECTRIC – CB Series

CAPACITANCE VALUES (CR) AND NOMINAL VOLTAGES (VR)



millimeters (inches)

| Capacitance Range (CR) | Ordering Code | VOLTAGE Vdc: 25V Vac: 16V | | | | | | | | | | | Packaging Unit | | Reel Pkg Code |
|------------------------|----------------|--------------------------------------|-----------------|-----------------|-----------------|-----------------|-----------------|-----------------|-----------------|-----------------|-----------------|------|----------------|----|---------------|
| | | Chip Dimensions *Tolerances (page 6) | | | | Tape Dimensions | | | Reel Dimensions | | | Bulk | Reel | | |
| | | L | W | H max | T | W | P1 | K0 | A | W1 | W2 max | | | | |
| 0.001µF | CB017C0102+ -- | 3.30 (0.130) | 1.60 (0.063) | 1.15 (0.045) | 0.50 (0.020) | 8.00 (0.315) | 4.00 (0.158) | 1.20 (0.047) | 180 (7.087) | 8.40 (0.331) | 14.4 (0.567) | 2000 | 3900 | BA | |
| 0.0012 | CB017C0122+ -- | 3.30 (0.130) | 1.60 (0.063) | 1.15 (0.045) | 0.50 (0.020) | 8.00 (0.315) | 4.00 (0.158) | 1.20 (0.047) | 180 (7.087) | 8.40 (0.331) | 14.4 (0.567) | 2000 | 3900 | BA | |
| 0.0015 | CB017C0152+ -- | 3.30 (0.130) | 1.60 (0.063) | 1.15 (0.045) | 0.50 (0.020) | 8.00 (0.315) | 4.00 (0.158) | 1.20 (0.047) | 180 (7.087) | 8.40 (0.331) | 14.4 (0.567) | 2000 | 3900 | BA | |
| 0.0018 | CB017C0182+ -- | 3.30 (0.130) | 1.60 (0.063) | 1.15 (0.045) | 0.50 (0.020) | 8.00 (0.315) | 4.00 (0.158) | 1.20 (0.047) | 180 (7.087) | 8.40 (0.331) | 14.4 (0.567) | 2000 | 3900 | BA | |
| 0.0022 | CB017C0222+ -- | 3.30 (0.130) | 1.60 (0.063) | 1.15 (0.045) | 0.50 (0.020) | 8.00 (0.315) | 4.00 (0.158) | 1.20 (0.047) | 180 (7.087) | 8.40 (0.331) | 14.4 (0.567) | 2000 | 3900 | BA | |
| 0.0027 | CB017C0272+ -- | 3.30 (0.130) | 1.60 (0.063) | 1.15 (0.045) | 0.50 (0.020) | 8.00 (0.315) | 4.00 (0.158) | 1.20 (0.047) | 180 (7.087) | 8.40 (0.331) | 14.4 (0.567) | 2000 | 3900 | BA | |
| 0.0033 | CB017C0332+ -- | 3.30 (0.130) | 1.60 (0.063) | 1.15 (0.045) | 0.50 (0.020) | 8.00 (0.315) | 4.00 (0.158) | 1.20 (0.047) | 180 (7.087) | 8.40 (0.331) | 14.4 (0.567) | 2000 | 3900 | BA | |
| 0.0047 | CB017C0472+ -- | 3.30 (0.130) | 1.60 (0.063) | 1.15 (0.045) | 0.50 (0.020) | 8.00 (0.315) | 4.00 (0.158) | 1.20 (0.047) | 180 (7.087) | 8.40 (0.331) | 14.4 (0.567) | 2000 | 3900 | BA | |
| 0.0056 | CB017C0562+ -- | 3.30 (0.130) | 1.60 (0.063) | 1.15 (0.045) | 0.50 (0.020) | 8.00 (0.315) | 4.00 (0.158) | 1.20 (0.047) | 180 (7.087) | 8.40 (0.331) | 14.4 (0.567) | 2000 | 3900 | BA | |
| 0.0068 | CB017C0682+ -- | 3.30 (0.130) | 1.60 (0.063) | 1.15 (0.045) | 0.50 (0.020) | 8.00 (0.315) | 4.00 (0.158) | 1.20 (0.047) | 180 (7.087) | 8.40 (0.331) | 14.4 (0.567) | 2000 | 3900 | BA | |
| 0.0082 | CB017C0822+ -- | 3.30 (0.130) | 1.60 (0.063) | 1.15 (0.045) | 0.50 (0.020) | 8.00 (0.315) | 4.00 (0.158) | 1.20 (0.047) | 180 (7.087) | 8.40 (0.331) | 14.4 (0.567) | 2000 | 3900 | BA | |
| 0.010µF | CB017C0103+ -- | 3.30 (0.130) | 1.60 (0.063) | 1.15 (0.045) | 0.50 (0.020) | 8.00 (0.315) | 4.00 (0.158) | 1.20 (0.047) | 180 (7.087) | 8.40 (0.331) | 14.4 (0.567) | 2000 | 3900 | BA | |
| 0.012 | CB017C0123+ -- | 3.30 (0.130) | 1.60 (0.063) | 1.15 (0.045) | 0.50 (0.020) | 8.00 (0.315) | 4.00 (0.158) | 1.20 (0.047) | 180 (7.087) | 8.40 (0.331) | 14.4 (0.567) | 2000 | 3900 | BA | |
| 0.015 | CB017C0153+ -- | 3.30 (0.130) | 1.60 (0.063) | 1.15 (0.045) | 0.50 (0.020) | 8.00 (0.315) | 4.00 (0.158) | 1.20 (0.047) | 180 (7.087) | 8.40 (0.331) | 14.4 (0.567) | 2000 | 3900 | BA | |
| 0.018 | CB017C0183+ -- | 3.30 (0.130) | 1.60 (0.063) | 1.15 (0.045) | 0.50 (0.020) | 8.00 (0.315) | 4.00 (0.158) | 1.20 (0.047) | 180 (7.087) | 8.40 (0.331) | 14.4 (0.567) | 2000 | 3900 | BA | |
| 0.022 | CB017C0223+ -- | 3.30 (0.130) | 1.60 (0.063) | 1.15 (0.045) | 0.50 (0.020) | 8.00 (0.315) | 4.00 (0.158) | 1.20 (0.047) | 180 (7.087) | 8.40 (0.331) | 14.4 (0.567) | 2000 | 3900 | BA | |
| 0.027 | CB027C0273+ -- | 3.30 (0.130) | 2.50 (0.098) | 1.80 (0.071) | 0.50 (0.020) | 8.00 (0.315) | 4.00 (0.158) | 1.90 (0.075) | 180 (7.087) | 8.40 (0.331) | 14.4 (0.567) | 2000 | 2500 | BA | |
| 0.033 | CB027C0333+ -- | 3.30 (0.130) | 2.50 (0.098) | 1.80 (0.071) | 0.50 (0.020) | 8.00 (0.315) | 4.00 (0.158) | 1.90 (0.075) | 180 (7.087) | 8.40 (0.331) | 14.4 (0.567) | 2000 | 2500 | BA | |
| 0.047 | CB027C0473+ -- | 3.30 (0.130) | 2.50 (0.098) | 1.80 (0.071) | 0.50 (0.020) | 8.00 (0.315) | 4.00 (0.158) | 1.90 (0.075) | 180 (7.087) | 8.40 (0.331) | 14.4 (0.567) | 2000 | 2500 | BA | |
| 0.056 | CB027C0563+ -- | 3.30 (0.130) | 2.50 (0.098) | 1.80 (0.071) | 0.50 (0.020) | 8.00 (0.315) | 4.00 (0.158) | 1.90 (0.075) | 180 (7.087) | 8.40 (0.331) | 14.4 (0.567) | 2000 | 2500 | BA | |
| 0.068 | CB027C0683+ -- | 3.30 (0.130) | 2.50 (0.098) | 1.80 (0.071) | 0.50 (0.020) | 8.00 (0.315) | 4.00 (0.158) | 1.90 (0.075) | 180 (7.087) | 8.40 (0.331) | 14.4 (0.567) | 2000 | 2500 | BA | |
| 0.082 | CB027C0823+ -- | 3.30 (0.130) | 2.50 (0.098) | 2.20 (0.087) | 0.50 (0.020) | 8.00 (0.315) | 4.00 (0.158) | 2.33 (0.092) | 180 (7.087) | 8.40 (0.331) | 14.4 (0.567) | 2000 | 2000 | BA | |
| 0.100µF | CB027C0104+ -- | 3.30 (0.130) | 2.50 (0.098) | 2.30 (0.091) | 0.50 (0.020) | 8.00 (0.315) | 4.00 (0.158) | 2.33 (0.092) | 180 (7.087) | 8.40 (0.331) | 14.4 (0.567) | 2000 | 2000 | BA | |

For other Values: upon request

Replace the + by the tolerance code: J = 5% or K = 10%

Replace the -- by the packaging suffix: -- = bulk

BA = tape & reel



Film Chip Capacitors



PEN DIELECTRIC – CB Series

CAPACITANCE VALUES (CR) AND NOMINAL VOLTAGES (VR)



millimeters (inches)

| Capacitance Range (CR) | Ordering Code | VOLTAGE Vdc: 50V Vac: 40V | | | | | | | | | | | Packaging Unit | | Reel Pkg Code |
|------------------------|----------------|--------------------------------------|-----------------|-----------------|-----------------|-----------------|-----------------|-----------------|-----------------|-----------------|-----------------|------|----------------|----|---------------|
| | | Chip Dimensions *Tolerances (page 6) | | | | Tape Dimensions | | | Reel Dimensions | | | | | | |
| | | L | W | H max | T | W | P1 | K0 | A | W1 | W2 max | Bulk | Reel | | |
| 0.001µF | CB017D0102+ -- | 3.30 (0.130) | 1.60 (0.063) | 1.15 (0.045) | 0.50 (0.020) | 8.00 (0.315) | 4.00 (0.158) | 1.20 (0.047) | 180 (7.087) | 8.40 (0.331) | 14.4 (0.567) | 2000 | 3900 | BA | |
| 0.0012 | CB017D0122+ -- | 3.30 (0.130) | 1.60 (0.063) | 1.15 (0.045) | 0.50 (0.020) | 8.00 (0.315) | 4.00 (0.158) | 1.20 (0.047) | 180 (7.087) | 8.40 (0.331) | 14.4 (0.567) | 2000 | 3900 | BA | |
| 0.0015 | CB017D0152+ -- | 3.30 (0.130) | 1.60 (0.063) | 1.15 (0.045) | 0.50 (0.020) | 8.00 (0.315) | 4.00 (0.158) | 1.20 (0.047) | 180 (7.087) | 8.40 (0.331) | 14.4 (0.567) | 2000 | 3900 | BA | |
| 0.0018 | CB017D0182+ -- | 3.30 (0.130) | 1.60 (0.063) | 1.15 (0.045) | 0.50 (0.020) | 8.00 (0.315) | 4.00 (0.158) | 1.20 (0.047) | 180 (7.087) | 8.40 (0.331) | 14.4 (0.567) | 2000 | 3900 | BA | |
| 0.0022 | CB017D0222+ -- | 3.30 (0.130) | 1.60 (0.063) | 1.15 (0.045) | 0.50 (0.020) | 8.00 (0.315) | 4.00 (0.158) | 1.20 (0.047) | 180 (7.087) | 8.40 (0.331) | 14.4 (0.567) | 2000 | 3900 | BA | |
| 0.0027 | CB017D0272+ -- | 3.30 (0.130) | 1.60 (0.063) | 1.15 (0.045) | 0.50 (0.020) | 8.00 (0.315) | 4.00 (0.158) | 1.20 (0.047) | 180 (7.087) | 8.40 (0.331) | 14.4 (0.567) | 2000 | 3900 | BA | |
| 0.0033 | CB017D0332+ -- | 3.30 (0.130) | 1.60 (0.063) | 1.15 (0.045) | 0.50 (0.020) | 8.00 (0.315) | 4.00 (0.158) | 1.20 (0.047) | 180 (7.087) | 8.40 (0.331) | 14.4 (0.567) | 2000 | 3900 | BA | |
| 0.0047 | CB017D0472+ -- | 3.30 (0.130) | 1.60 (0.063) | 1.15 (0.045) | 0.50 (0.020) | 8.00 (0.315) | 4.00 (0.158) | 1.20 (0.047) | 180 (7.087) | 8.40 (0.331) | 14.4 (0.567) | 2000 | 3900 | BA | |
| 0.0056 | CB017D0562+ -- | 3.30 (0.130) | 1.60 (0.063) | 1.15 (0.045) | 0.50 (0.020) | 8.00 (0.315) | 4.00 (0.158) | 1.20 (0.047) | 180 (7.087) | 8.40 (0.331) | 14.4 (0.567) | 2000 | 3900 | BA | |
| 0.0068 | CB017D0682+ -- | 3.30 (0.130) | 1.60 (0.063) | 1.15 (0.045) | 0.50 (0.020) | 8.00 (0.315) | 4.00 (0.158) | 1.20 (0.047) | 180 (7.087) | 8.40 (0.331) | 14.4 (0.567) | 2000 | 3900 | BA | |
| 0.0082 | CB017D0822+ -- | 3.30 (0.130) | 1.60 (0.063) | 1.15 (0.045) | 0.50 (0.020) | 8.00 (0.315) | 4.00 (0.158) | 1.20 (0.047) | 180 (7.087) | 8.40 (0.331) | 14.4 (0.567) | 2000 | 3900 | BA | |
| 0.010µF | CB017D0103+ -- | 3.30 (0.130) | 1.60 (0.063) | 1.15 (0.045) | 0.50 (0.020) | 8.00 (0.315) | 4.00 (0.158) | 1.20 (0.047) | 180 (7.087) | 8.40 (0.331) | 14.4 (0.567) | 2000 | 3900 | BA | |
| 0.012 | CB017D0123+ -- | 3.30 (0.130) | 1.60 (0.063) | 1.15 (0.045) | 0.50 (0.020) | 8.00 (0.315) | 4.00 (0.158) | 1.20 (0.047) | 180 (7.087) | 8.40 (0.331) | 14.4 (0.567) | 2000 | 3900 | BA | |
| 0.015 | CB017D0153+ -- | 3.30 (0.130) | 1.60 (0.063) | 1.15 (0.045) | 0.50 (0.020) | 8.00 (0.315) | 4.00 (0.158) | 1.20 (0.047) | 180 (7.087) | 8.40 (0.331) | 14.4 (0.567) | 2000 | 3900 | BA | |
| 0.018 | CB017D0183+ -- | 3.30 (0.130) | 1.60 (0.063) | 1.15 (0.045) | 0.50 (0.020) | 8.00 (0.315) | 4.00 (0.158) | 1.20 (0.047) | 180 (7.087) | 8.40 (0.331) | 14.4 (0.567) | 2000 | 3900 | BA | |
| 0.022 | CB017D0223+ -- | 3.30 (0.130) | 1.60 (0.063) | 1.15 (0.045) | 0.50 (0.020) | 8.00 (0.315) | 4.00 (0.158) | 1.20 (0.047) | 180 (7.087) | 8.40 (0.331) | 14.4 (0.567) | 2000 | 3900 | BA | |
| 0.027 | CB027D0273+ -- | 3.30 (0.130) | 2.50 (0.098) | 1.80 (0.071) | 0.50 (0.020) | 8.00 (0.315) | 4.00 (0.158) | 1.90 (0.075) | 180 (7.087) | 8.40 (0.331) | 14.4 (0.567) | 2000 | 2500 | BA | |
| 0.033 | CB027D0333+ -- | 3.30 (0.130) | 2.50 (0.098) | 1.80 (0.071) | 0.50 (0.020) | 8.00 (0.315) | 4.00 (0.158) | 1.90 (0.075) | 180 (7.087) | 8.40 (0.331) | 14.4 (0.567) | 2000 | 2500 | BA | |
| 0.047 | CB027D0473+ -- | 3.30 (0.130) | 2.50 (0.098) | 1.80 (0.071) | 0.50 (0.020) | 8.00 (0.315) | 4.00 (0.158) | 1.90 (0.075) | 180 (7.087) | 8.40 (0.331) | 14.4 (0.567) | 2000 | 2500 | BA | |
| 0.056 | CB027D0563+ -- | 3.30 (0.130) | 2.50 (0.098) | 1.80 (0.071) | 0.50 (0.020) | 8.00 (0.315) | 4.00 (0.158) | 1.90 (0.075) | 180 (7.087) | 8.40 (0.331) | 14.4 (0.567) | 2000 | 2500 | BA | |
| 0.068 | CB027D0683+ -- | 3.30 (0.130) | 2.50 (0.098) | 1.80 (0.071) | 0.50 (0.020) | 8.00 (0.315) | 4.00 (0.158) | 1.90 (0.075) | 180 (7.087) | 8.40 (0.331) | 14.4 (0.567) | 2000 | 2500 | BA | |
| 0.082 | CB027D0823+ -- | 3.30 (0.130) | 2.50 (0.098) | 2.20 (0.087) | 0.50 (0.020) | 8.00 (0.315) | 4.00 (0.158) | 2.33 (0.092) | 180 (7.087) | 8.40 (0.331) | 14.4 (0.567) | 2000 | 2000 | BA | |
| 0.100µF | CB027D0104+ -- | 3.30 (0.130) | 2.50 (0.098) | 2.30 (0.091) | 0.50 (0.020) | 8.00 (0.315) | 4.00 (0.158) | 2.33 (0.092) | 180 (7.087) | 8.40 (0.331) | 14.4 (0.567) | 2000 | 2000 | BA | |

For other Values: upon request

Replace the + by the tolerance code: J = 5% or K = 10%

Replace the -- by the packaging suffix: -- = bulk

BA = tape & reel

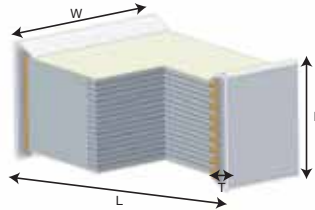


Film Chip Capacitors



PEN DIELECTRIC – CB Series

CAPACITANCE VALUES (CR) AND NOMINAL VOLTAGES (VR)



millimeters (inches)

| Capacitance Range (CR) | Ordering Code | VOLTAGE Vdc: 63V Vac: 40V | | | | | | | | | | | | |
|------------------------|----------------|--------------------------------------|-----------------|-----------------|-----------------|-----------------|-----------------|-----------------|-----------------|-----------------|-----------------|----------------|------|---------------|
| | | Chip Dimensions *Tolerances (page 6) | | | | Tape Dimensions | | | Reel Dimensions | | | Packaging Unit | | Reel Pkg Code |
| | | L | W | H max | T | W | P1 | K0 | A | W1 | W2 max | Bulk | Reel | |
| 0.001μF | CB037D0102+ -- | 4.70 (0.185) | 3.20 (0.126) | 1.90 (0.075) | 0.60 (0.024) | 12.0 (0.472) | 8.00 (0.315) | 2.06 (0.081) | 180 (7.09) | 12.4 (0.488) | 18.4 (0.724) | 1500 | 1200 | BA |
| | | 4.70 (0.185) | 3.20 (0.126) | 1.90 (0.075) | 0.60 (0.024) | 12.0 (0.472) | 8.00 (0.315) | 2.06 (0.081) | 330 (12.99) | 12.4 (0.488) | 18.4 (0.724) | 1500 | 4500 | BC |
| 0.0012 | CB037D0122+ -- | 4.70 (0.185) | 3.20 (0.126) | 1.90 (0.075) | 0.60 (0.024) | 12.0 (0.472) | 8.00 (0.315) | 2.06 (0.081) | 180 (7.09) | 12.4 (0.488) | 18.4 (0.724) | 1500 | 1200 | BA |
| | | 4.70 (0.185) | 3.20 (0.126) | 1.90 (0.075) | 0.60 (0.024) | 12.0 (0.472) | 8.00 (0.315) | 2.06 (0.081) | 330 (12.99) | 12.4 (0.488) | 18.4 (0.724) | 1500 | 4500 | BC |
| 0.0015 | CB037D0152+ -- | 4.70 (0.185) | 3.20 (0.126) | 1.90 (0.075) | 0.60 (0.024) | 12.0 (0.472) | 8.00 (0.315) | 2.06 (0.081) | 180 (7.09) | 12.4 (0.488) | 18.4 (0.724) | 1500 | 1200 | BA |
| | | 4.70 (0.185) | 3.20 (0.126) | 1.90 (0.075) | 0.60 (0.024) | 12.0 (0.472) | 8.00 (0.315) | 2.06 (0.081) | 330 (12.99) | 12.4 (0.488) | 18.4 (0.724) | 1500 | 4500 | BC |
| 0.0018 | CB037D0182+ -- | 4.70 (0.185) | 3.20 (0.126) | 1.90 (0.075) | 0.6 (0.024) | 12.0 (0.472) | 8.0 (0.315) | 2.06 (0.081) | 180 (7.09) | 12.4 (0.488) | 18.4 (0.724) | 1500 | 1200 | BA |
| | | 4.70 (0.185) | 3.20 (0.126) | 1.90 (0.075) | 0.60 (0.024) | 12.0 (0.472) | 8.00 (0.315) | 2.06 (0.081) | 330 (12.99) | 12.4 (0.488) | 18.4 (0.724) | 1500 | 4500 | BC |
| 0.0022 | CB037D0222+ -- | 4.70 (0.185) | 3.20 (0.126) | 1.90 (0.075) | 0.60 (0.024) | 12.0 (0.472) | 8.00 (0.315) | 2.06 (0.081) | 180 (7.09) | 12.4 (0.488) | 18.4 (0.724) | 1500 | 1200 | BA |
| | | 4.70 (0.185) | 3.20 (0.126) | 1.90 (0.075) | 0.60 (0.024) | 12.0 (0.472) | 8.00 (0.315) | 2.06 (0.081) | 330 (12.99) | 12.4 (0.488) | 18.4 (0.724) | 1500 | 4500 | BC |
| 0.0027 | CB037D0272+ -- | 4.70 (0.185) | 3.20 (0.126) | 1.90 (0.075) | 0.6 (0.024) | 12.0 (0.472) | 8.00 (0.315) | 2.06 (0.081) | 180 (7.09) | 12.4 (0.488) | 18.4 (0.724) | 1500 | 1200 | BA |
| | | 4.70 (0.185) | 3.20 (0.126) | 1.90 (0.075) | 0.60 (0.024) | 12.0 (0.472) | 8.00 (0.315) | 2.06 (0.081) | 330 (12.99) | 12.4 (0.488) | 18.4 (0.724) | 1500 | 4500 | BC |
| 0.0033 | CB037D0332+ -- | 4.70 (0.185) | 3.20 (0.126) | 1.90 (0.075) | 0.60 (0.024) | 12.0 (0.472) | 8.00 (0.315) | 2.06 (0.081) | 180 (7.09) | 12.4 (0.488) | 18.4 (0.724) | 1500 | 1200 | BA |
| | | 4.70 (0.185) | 3.20 (0.126) | 1.90 (0.075) | 0.60 (0.024) | 12.0 (0.472) | 8.00 (0.315) | 2.06 (0.081) | 330 (12.99) | 12.4 (0.488) | 18.4 (0.724) | 1500 | 4500 | BC |
| 0.0047 | CB037D0472+ -- | 4.70 (0.185) | 3.20 (0.126) | 2.00 (0.079) | 0.60 (0.024) | 12.0 (0.472) | 8.00 (0.315) | 2.06 (0.081) | 180 (7.09) | 12.4 (0.488) | 18.4 (0.724) | 1500 | 1200 | BA |
| | | 4.70 (0.185) | 3.20 (0.126) | 2.00 (0.079) | 0.60 (0.024) | 12.0 (0.472) | 8.00 (0.315) | 2.06 (0.081) | 330 (12.99) | 12.4 (0.488) | 18.4 (0.724) | 1500 | 4500 | BC |
| 0.0056 | CB037D0562+ -- | 4.70 (0.185) | 3.20 (0.126) | 1.90 (0.075) | 0.60 (0.024) | 12.0 (0.472) | 8.00 (0.315) | 2.06 (0.081) | 180 (7.09) | 12.4 (0.488) | 18.4 (0.724) | 1500 | 1200 | BA |
| | | 4.70 (0.185) | 3.20 (0.126) | 1.90 (0.075) | 0.60 (0.024) | 12.0 (0.472) | 8.00 (0.315) | 2.06 (0.081) | 330 (12.99) | 12.4 (0.488) | 18.4 (0.724) | 1500 | 4500 | BC |
| 0.0068 | CB037D0682+ -- | 4.70 (0.185) | 3.20 (0.126) | 2.00 (0.079) | 0.60 (0.024) | 12.0 (0.472) | 8.00 (0.315) | 2.06 (0.081) | 180 (7.09) | 12.4 (0.488) | 18.4 (0.724) | 1500 | 1200 | BA |
| | | 4.70 (0.185) | 3.20 (0.126) | 2.00 (0.079) | 0.60 (0.024) | 12.0 (0.472) | 8.00 (0.315) | 2.06 (0.081) | 330 (12.99) | 12.4 (0.488) | 18.4 (0.724) | 1500 | 4500 | BC |
| 0.0082 | CB037D0822+ -- | 4.70 (0.185) | 3.20 (0.126) | 1.90 (0.075) | 0.6 (0.024) | 12.0 (0.472) | 8.00 (0.315) | 2.06 (0.081) | 180 (7.09) | 12.4 (0.488) | 18.4 (0.724) | 1500 | 1200 | BA |
| | | 4.70 (0.185) | 3.20 (0.126) | 1.90 (0.075) | 0.60 (0.024) | 12.0 (0.472) | 8.00 (0.315) | 2.06 (0.081) | 330 (12.99) | 12.4 (0.488) | 18.4 (0.724) | 1500 | 4500 | BC |
| 0.010μF | CB037D0103+ -- | 4.70 (0.185) | 3.20 (0.126) | 2.00 (0.079) | 0.60 (0.024) | 12.0 (0.472) | 8.00 (0.315) | 2.06 (0.081) | 180 (7.09) | 12.4 (0.488) | 18.4 (0.724) | 1500 | 1200 | BA |

For other Values: upon request

Replace the + by the tolerance code: J = 5% or K = 10%

Replace the -- by the packaging suffix: -- = bulk

BA or BC = tape & reel



Film Chip Capacitors



PEN DIELECTRIC – CB Series

CAPACITANCE VALUES (CR) AND NOMINAL VOLTAGES (VR)



| Capacitance Range (CR) | Ordering Code | VOLTAGE Vdc: 63V Vac: 40V | | | | | | | | | | | | |
|------------------------|----------------|--------------------------------------|-----------------|-----------------|-----------------|-----------------|-----------------|-----------------|-----------------|-----------------|-----------------|----------------|------|---------------|
| | | Chip Dimensions *Tolerances (page 6) | | | | Tape Dimensions | | | Reel Dimensions | | | Packaging Unit | | Reel Pkg Code |
| | | L | W | H max | T | W | P1 | K0 | A | W1 | W2 max | Bulk | Reel | |
| 0.010µF | CB037D0103+ -- | 4.70 (0.185) | 3.20 (0.126) | 2.00 (0.079) | 0.60 (0.024) | 12.0 (0.472) | 8.0 (0.315) | 2.06 (0.081) | 330 (12.99) | 12.4 (0.488) | 18.4 (0.724) | 1500 | 4500 | BC |
| 0.012 | CB037D0123+ -- | 4.70 (0.185) | 3.20 (0.126) | 2.00 (0.079) | 0.60 (0.024) | 12.0 (0.472) | 8.00 (0.315) | 2.06 (0.081) | 180 (7.09) | 12.4 (0.488) | 18.4 (0.724) | 1500 | 1200 | BA |
| | | 4.70 (0.185) | 3.20 (0.126) | 2.00 (0.079) | 0.60 (0.024) | 12.0 (0.472) | 8.00 (0.315) | 2.06 (0.081) | 330 (12.99) | 12.4 (0.488) | 18.4 (0.724) | 1500 | 4500 | BC |
| 0.015 | CB037D0153+ -- | 4.70 (0.185) | 3.20 (0.126) | 2.40 (0.095) | 0.60 (0.024) | 12.0 (0.472) | 8.00 (0.315) | 2.60 (0.102) | 180 (7.09) | 12.4 (0.488) | 18.4 (0.724) | 1500 | 900 | BA |
| | | 4.70 (0.185) | 3.20 (0.126) | 2.40 (0.095) | 0.60 (0.024) | 12.0 (0.472) | 8.00 (0.315) | 2.60 (0.102) | 330 (12.99) | 12.4 (0.488) | 18.4 (0.724) | 1500 | 3600 | BC |
| 0.018 | CB037D0183+ -- | 4.70 (0.185) | 3.20 (0.126) | 2.50 (0.099) | 0.60 (0.024) | 12.0 (0.472) | 8.00 (0.315) | 2.60 (0.102) | 180 (7.09) | 12.4 (0.488) | 18.4 (0.724) | 1500 | 900 | BA |
| | | 4.70 (0.185) | 3.20 (0.126) | 2.50 (0.099) | 0.60 (0.024) | 12.0 (0.472) | 8.00 (0.315) | 2.60 (0.102) | 330 (12.99) | 12.4 (0.488) | 18.4 (0.724) | 1500 | 3600 | BC |
| 0.022 | CB037D0223+ -- | 4.70 (0.185) | 3.20 (0.126) | 2.00 (0.079) | 0.60 (0.024) | 12.0 (0.472) | 8.00 (0.315) | 2.06 (0.081) | 180 (7.09) | 12.4 (0.488) | 18.4 (0.724) | 1500 | 1200 | BA |
| | | 4.70 (0.185) | 3.20 (0.126) | 2.00 (0.079) | 0.60 (0.024) | 12.0 (0.472) | 8.00 (0.315) | 2.06 (0.081) | 330 (12.99) | 12.4 (0.488) | 18.4 (0.724) | 1500 | 4500 | BC |
| 0.027 | CB037D0273+ -- | 4.70 (0.185) | 3.20 (0.126) | 1.90 (0.075) | 0.60 (0.024) | 12.0 (0.472) | 8.00 (0.315) | 2.06 (0.081) | 180 (7.09) | 12.4 (0.488) | 18.4 (0.724) | 1500 | 1200 | BA |
| | | 4.70 (0.185) | 3.20 (0.126) | 1.90 (0.075) | 0.60 (0.024) | 12.0 (0.472) | 8.00 (0.315) | 2.06 (0.081) | 330 (12.99) | 12.4 (0.488) | 18.4 (0.724) | 1500 | 4500 | BC |
| 0.033 | CB037D0333+ -- | 4.70 (0.185) | 3.20 (0.126) | 2.00 (0.079) | 0.60 (0.024) | 12.0 (0.472) | 8.00 (0.315) | 2.06 (0.081) | 180 (7.09) | 12.4 (0.488) | 18.4 (0.724) | 1500 | 1200 | BA |
| | | 4.70 (0.185) | 3.20 (0.126) | 2.00 (0.079) | 0.60 (0.024) | 12.0 (0.472) | 8.00 (0.315) | 2.06 (0.081) | 330 (12.99) | 12.4 (0.488) | 18.4 (0.724) | 1500 | 4500 | BC |
| 0.047 | CB037D0473+ -- | 4.70 (0.185) | 3.20 (0.126) | 2.70 (0.107) | 0.60 (0.024) | 12.0 (0.472) | 8.00 (0.315) | 3.10 (0.122) | 180 (7.09) | 12.4 (0.488) | 18.4 (0.724) | 1500 | 700 | BA |
| | | 4.70 (0.185) | 3.20 (0.126) | 2.70 (0.107) | 0.60 (0.024) | 12.0 (0.472) | 8.00 (0.315) | 3.10 (0.122) | 330 (12.99) | 12.4 (0.488) | 18.4 (0.724) | 1500 | 3000 | BC |
| 0.056 | CB037D0563+ -- | 4.70 (0.185) | 3.20 (0.126) | 2.30 (0.091) | 0.60 (0.024) | 12.0 (0.472) | 8.00 (0.315) | 2.60 (0.102) | 180 (7.09) | 12.4 (0.488) | 18.4 (0.724) | 1500 | 900 | BA |
| | | 4.70 (0.185) | 3.20 (0.126) | 2.30 (0.091) | 0.60 (0.024) | 12.0 (0.472) | 8.00 (0.315) | 2.60 (0.102) | 330 (12.99) | 12.4 (0.488) | 18.4 (0.724) | 1500 | 3600 | BC |
| 0.068 | CB037D0683+ -- | 4.70 (0.185) | 3.20 (0.126) | 2.00 (0.079) | 0.60 (0.024) | 12.0 (0.472) | 8.00 (0.315) | 2.06 (0.081) | 180 (7.09) | 12.4 (0.488) | 18.4 (0.724) | 1500 | 1200 | BA |
| | | 4.70 (0.185) | 3.20 (0.126) | 2.00 (0.079) | 0.60 (0.024) | 12.0 (0.472) | 8.00 (0.315) | 2.06 (0.081) | 330 (12.99) | 12.4 (0.488) | 18.4 (0.724) | 1500 | 4500 | BC |
| 0.082 | CB037D0823+ -- | 4.70 (0.185) | 3.20 (0.126) | 2.50 (0.099) | 0.60 (0.024) | 12.0 (0.472) | 8.00 (0.315) | 2.60 (0.102) | 180 (7.09) | 12.4 (0.488) | 18.4 (0.724) | 1500 | 900 | BA |
| | | 4.70 (0.185) | 3.20 (0.126) | 2.50 (0.099) | 0.60 (0.024) | 12.0 (0.472) | 8.00 (0.315) | 2.60 (0.102) | 330 (12.99) | 12.4 (0.488) | 18.4 (0.724) | 1500 | 3600 | BC |
| 0.100µF | CB037D0104+ -- | 4.70 (0.185) | 3.20 (0.126) | 2.80 (0.111) | 0.60 (0.024) | 12.0 (0.472) | 8.00 (0.315) | 3.10 (0.122) | 180 (7.09) | 12.4 (0.488) | 18.4 (0.724) | 1500 | 700 | BA |
| | | 4.70 (0.185) | 3.20 (0.126) | 2.80 (0.111) | 0.60 (0.024) | 12.0 (0.472) | 8.00 (0.315) | 3.10 (0.122) | 330 (12.99) | 12.4 (0.488) | 18.4 (0.724) | 1500 | 3000 | BC |

For other Values: upon request
 Replace the + by the tolerance code: J = 5% or K = 10%
 Replace the -- by the packaging suffix: -- = bulk
 BA or BC = tape & reel



Film Chip Capacitors



PEN DIELECTRIC – CB Series

CAPACITANCE VALUES (CR) AND NOMINAL VOLTAGES (VR)



| Capacitance Range (CR) | Ordering Code | VOLTAGE Vdc: 63V Vac: 40V | | | | | | | | | | | | |
|----------------------------|----------------|--------------------------------------|-----------------|-----------------|-----------------|-----------------|-----------------|-----------------|-----------------|-----------------|-----------------|----------------|------|---------------|
| | | Chip Dimensions *Tolerances (page 6) | | | | Tape Dimensions | | | Reel Dimensions | | | Packaging Unit | | Reel Pkg Code |
| | | L | W | H max | T | W | P1 | K0 | A | W1 | W2 max | Bulk | Reel | |
| 0.120 | CB037D0124+ -- | 4.70 (0.185) | 3.20 (0.126) | 2.30 (0.091) | 0.60 (0.024) | 12.0 (0.472) | 8.00 (0.315) | 2.60 (0.102) | 180 (7.087) | 12.4 (0.488) | 18.4 (0.724) | 1500 | 900 | BA |
| | | 4.70 (0.185) | 3.20 (0.126) | 2.30 (0.091) | 0.60 (0.024) | 12.0 (0.472) | 8.00 (0.315) | 2.60 (0.102) | 330 (12.99) | 12.4 (0.488) | 18.4 (0.724) | 1500 | 3600 | BC |
| 0.150 | CB037D0154+ -- | 4.70 (0.185) | 3.20 (0.126) | 2.00 (0.079) | 0.60 (0.024) | 12.0 (0.472) | 8.00 (0.315) | 2.06 (0.081) | 180 (7.087) | 12.4 (0.488) | 18.4 (0.724) | 1500 | 1200 | BA |
| | | 4.70 (0.185) | 3.20 (0.126) | 2.00 (0.079) | 0.60 (0.024) | 12.0 (0.472) | 8.00 (0.315) | 2.06 (0.081) | 330 (12.99) | 12.4 (0.488) | 18.4 (0.724) | 1500 | 4500 | BC |
| 0.180 | CB037D0184+ -- | 4.70 (0.185) | 3.20 (0.126) | 2.40 (0.095) | 0.60 (0.024) | 12.0 (0.472) | 8.00 (0.315) | 2.60 (0.102) | 180 (7.087) | 12.4 (0.488) | 18.4 (0.724) | 1500 | 900 | BA |
| | | 4.70 (0.185) | 3.20 (0.126) | 2.40 (0.095) | 0.60 (0.024) | 12.0 (0.472) | 8.00 (0.315) | 2.60 (0.102) | 330 (12.99) | 12.4 (0.488) | 18.4 (0.724) | 1500 | 3600 | BC |
| 0.220 | CB037D0224+ -- | 4.70 (0.185) | 3.20 (0.126) | 3.00 (0.118) | 0.60 (0.024) | 12.0 (0.472) | 8.00 (0.315) | 3.10 (0.122) | 180 (7.087) | 12.4 (0.488) | 18.4 (0.724) | 1500 | 700 | BA |
| | | 4.70 (0.185) | 3.20 (0.126) | 3.00 (0.118) | 0.60 (0.024) | 12.0 (0.472) | 8.00 (0.315) | 3.10 (0.122) | 330 (12.99) | 12.4 (0.488) | 18.4 (0.724) | 1500 | 3000 | BC |
| 0.330 | CB047D0334+ -- | 5.80 (0.228) | 5.00 (0.195) | 4.00 (0.158) | 0.80 (0.031) | 16.0 (0.629) | 8.00 (0.315) | 4.10 (0.162) | 330 (12.99) | 12.4 (0.488) | 18.4 (0.724) | 1500 | 2300 | BC |
| 0.470 | CB047D0474+ -- | 5.80 (0.228) | 5.00 (0.195) | 4.00 (0.158) | 0.80 (0.031) | 12.0 (0.472) | 8.00 (0.315) | 4.10 (0.162) | 330 (12.99) | 12.4 (0.488) | 18.4 (0.724) | 1500 | 2300 | BC |
| 0.560 | CB047D0564+ -- | 5.80 (0.228) | 5.00 (0.195) | 2.50 (0.099) | 0.80 (0.031) | 12.0 (0.472) | 8.00 (0.315) | 3.10 (0.122) | 330 (12.99) | 12.4 (0.488) | 18.4 (0.724) | 1500 | 3000 | BC |
| 0.680 | CB047D0684+ -- | 5.80 (0.228) | 5.00 (0.195) | 3.90 (0.154) | 0.80 (0.031) | 12.0 (0.472) | 8.00 (0.315) | 4.10 (0.162) | 330 (12.99) | 12.4 (0.488) | 18.4 (0.724) | 1500 | 2300 | BC |
| 0.82* | CB057D0824+ -- | 7.30 (0.287) | 6.10 (0.240) | 4.40 (0.173) | 0.80 (0.031) | 16.0 (0.629) | 12.0 (0.472) | 5.23 (0.206) | 330 (12.99) | 16.4 (0.645) | 22.4 (0.881) | 1000 | 1100 | BC |
| 1µF* | CB057D0105+ -- | 7.30 (0.287) | 6.10 (0.240) | 4.70 (0.185) | 0.80 (0.031) | 16.0 (0.629) | 12.0 (0.472) | 4.80 (0.189) | 330 (12.99) | 16.4 (0.645) | 22.4 (0.881) | 1000 | 1800 | BC |
| 1.5* | CB057D0155+ -- | 7.30 (0.287) | 6.10 (0.240) | 4.70 (0.185) | 0.80 (0.031) | 16.0 (0.629) | 12.0 (0.472) | 4.80 (0.189) | 330 (12.99) | 16.4 (0.645) | 22.4 (0.881) | 1000 | 1800 | BC |
| 2.2 | CB167D0225+ -- | 10.5 (0.413) | 7.60 (0.299) | 6.10 (0.240) | 0.80 (0.032) | 24.0 (0.944) | 12.0 (0.472) | 6.19 (0.244) | 330 (12.99) | 24.4 (0.961) | 30.4 (1.196) | 500 | 900 | BC |
| 2.7 | CB177D0275+ -- | 12.8 (0.503) | 10.2 (0.402) | 6.70 (0.264) | 0.80 (0.032) | 24.0 (0.944) | 16.0 (0.629) | 7.00 (0.274) | 330 (12.99) | 24.4 (0.961) | 30.4 (1.196) | 300 | 600 | BC |
| 3.3 | CB187D0335+ -- | 15.3 (0.601) | 13.7 (0.539) | 5.30 (0.209) | 0.80 (0.032) | 24.0 (0.944) | 24.0 (0.944) | 6.30 (0.248) | 330 (12.99) | 24.4 (0.961) | 30.4 (1.196) | 300 | 400 | BC |
| 4.7 | CB187D0475+ -- | 15.3 (0.601) | 13.7 (0.539) | 7.20 (0.283) | 0.80 (0.032) | 24.0 (0.944) | 24.0 (0.944) | 7.60 (0.299) | 330 (12.99) | 24.4 (0.961) | 30.4 (1.196) | 300 | 300 | BC |
| VOLTAGE Vdc: 100V Vac: 63V | | | | | | | | | | | | | | |
| 0.001µF | CB017E0102+ -- | 3.30 (0.130) | 1.60 (0.063) | 1.15 (0.045) | 0.50 (0.020) | 8.00 (0.315) | 4.00 (0.158) | 1.20 (0.047) | 180 (7.087) | 8.40 (0.331) | 14.4 (0.567) | 2000 | 3900 | BA |
| 0.0012 | CB017E0122+ -- | 3.30 (0.130) | 1.60 (0.063) | 1.15 (0.045) | 0.50 (0.020) | 8.00 (0.315) | 4.00 (0.158) | 1.20 (0.047) | 180 (7.087) | 8.40 (0.331) | 14.4 (0.567) | 2000 | 3900 | BA |
| 0.0015 | CB017E0152+ -- | 3.30 (0.130) | 1.60 (0.063) | 1.15 (0.045) | 0.50 (0.020) | 8.00 (0.315) | 4.00 (0.158) | 1.20 (0.047) | 180 (7.087) | 8.40 (0.331) | 14.4 (0.567) | 2000 | 3900 | BA |
| 0.0018 | CB017E0182+ -- | 3.30 (0.130) | 1.60 (0.063) | 1.15 (0.045) | 0.50 (0.020) | 8.00 (0.315) | 4.00 (0.158) | 1.20 (0.047) | 180 (7.087) | 8.40 (0.331) | 14.4 (0.567) | 2000 | 3900 | BA |

For other Values: upon request

Replace the + by the tolerance code: J = 5% or K = 10%

Replace the -- by the packaging suffix: -- = bulk

BA or BC = tape & reel

*Special length: 7.3 +0.7/-0.3 (0.287 +0.026/-0.012)



Film Chip Capacitors



PEN DIELECTRIC – CB Series

CAPACITANCE VALUES (CR) AND NOMINAL VOLTAGES (VR)



millimeters (inches)

| Capacitance Range (CR) | Ordering Code | VOLTAGE Vdc: 100V Vac: 63V | | | | | | | | | | | Packaging Unit | | Reel Pkg Code |
|------------------------|----------------|--------------------------------------|------------------------------|-----------------|-----------------|-----------------|-----------------|------------------|-----------------|-----------------|-----------------|------|----------------|----|---------------|
| | | Chip Dimensions *Tolerances (page 6) | | | | Tape Dimensions | | | Reel Dimensions | | | Bulk | Reel | | |
| | | L | W | H max | T | W | P1 | K0 | A | W1 | W2 max | | | | |
| 0.0022 | CB017E0222+ -- | 3.30 (0.130) | 1.60 (0.063) | 1.15 (0.045) | 0.50 (0.020) | 8.00 (0.315) | 4.00 (0.158) | 1.20 (0.047) | 180 (7.087) | 8.40 (0.331) | 14.4 (0.567) | 2000 | 3900 | BA | |
| 0.0027 | CB017E0272+ -- | 3.30 (0.130) | 1.60 (0.063) | 1.15 (0.045) | 0.50 (0.020) | 8.00 (0.315) | 4.00 (0.158) | 1.20 (0.047) | 180 (7.087) | 8.40 (0.331) | 14.4 (0.567) | 2000 | 3900 | BA | |
| 0.0033 | CB017E0332+ -- | 3.30 (0.130) | 1.60 (0.063) | 1.15 (0.045) | 0.50 (0.020) | 8.00 (0.315) | 4.00 (0.158) | 1.20 (0.047) | 180 (7.087) | 8.40 (0.331) | 14.4 (0.567) | 2000 | 3900 | BA | |
| 0.0047 | CB017E0472+ -- | 3.30 (0.130) | 1.60 (0.063) | 1.15 (0.045) | 0.50 (0.020) | 8.00 (0.315) | 4.00 (0.158) | 1.20 (0.047) | 180 (7.087) | 8.40 (0.331) | 14.4 (0.567) | 2000 | 3900 | BA | |
| 0.0056 | CB017E0562+ -- | 3.30 (0.130) | 1.60 (0.063) ¹ | 1.15 (0.045) | 0.50 (0.020) | 8.00 (0.315) | 4.00 (0.158) | 1.20 (0.047) | 180 (7.087) | 8.40 (0.331) | 14.4 (0.567) | 2000 | 3900 | BA | |
| 0.0068 | CB017E0682+ -- | 3.30 (0.130) | 1.60 (0.063) | 1.15 (0.045) | 0.50 (0.020) | 8.00 (0.315) | 4.00 (0.158) | 1.20 (0.047) | 180 (7.087) | 8.40 (0.331) | 14.4 (0.567) | 2000 | 3900 | BA | |
| 0.0082 | CB017E0822+ -- | 3.30 (0.130) | 1.60 (0.063) | 1.15 (0.045) | 0.50 (0.020) | 8.00 (0.315) | 4.00 (0.158) | 1.20 (0.047) | 180 (7.087) | 8.40 (0.331) | 14.4 (0.567) | 2000 | 3900 | BA | |
| 0.010µF | CB017E0103+ -- | 3.30 (0.130) | 1.60 (0.063) | 1.15 (0.045) | 0.50 (0.020) | 8.00 (0.315) | 4.00 (0.158) | 1.20 (0.047) | 180 (7.087) | 8.40 (0.331) | 14.4 (0.567) | 2000 | 3900 | BA | |
| 0.012 | CB027E0123+ -- | 3.30 (0.130) | 2.50 (0.098) | 1.80 (0.071) | 0.50 (0.020) | 8.00 (0.315) | 4.00 (0.158) | 1.90 (0.075) | 180 (7.087) | 8.40 (0.331) | 14.4 (0.567) | 2000 | 2500 | BA | |
| 0.015 | CB027E0153+ -- | 3.30 (0.130) | 2.50 (0.098) | 1.80 (0.071) | 0.50 (0.020) | 8.00 (0.315) | 4.00 (0.158) | 1.90 (0.075) | 180 (7.087) | 8.40 (0.331) | 14.4 (0.567) | 2000 | 2500 | BA | |
| 0.018 | CB027E0183+ -- | 3.30 (0.130) | 2.50 (0.098) | 1.80 (0.071) | 0.50 (0.020) | 8.0 (0.315) | 4.00 (0.158) | 1.90 (0.075) | 180 (7.087) | 8.40 (0.331) | 14.4 (0.567) | 2000 | 2500 | BA | |
| 0.022 | CB027E0223+ -- | 3.30 (0.130) | 2.50 (0.098) | 1.80 (0.071) | 0.50 (0.020) | 8.00 (0.315) | 4.00 (0.158) | 1.90 (0.075) | 180 (7.087) | 8.40 (0.331) | 14.4 (0.567) | 2000 | 2500 | BA | |
| 0.027 | CB037E0273+ -- | 4.70 (0.185) | 3.20 (0.126) | 2.20 (0.087) | 0.60 (0.024) | 12.0 (0.472) | 8.00 (0.315) | 2.60 (0.1024) | 180 (7.087) | 12.4 (0.488) | 18.4 (0.724) | 1500 | 900 | BA | |
| | | 4.70 (0.185) | 3.20 (0.126) | 2.20 (0.087) | 0.60 (0.024) | 12.0 (0.472) | 8.00 (0.315) | 2.60 (0.1024) | 330 (12.99) | 12.4 (0.488) | 18.4 (0.724) | 1500 | 3600 | BC | |
| 0.033 | CB037E0333+ -- | 4.70 (0.185) | 3.20 (0.126) | 2.00 (0.079) | 0.60 (0.024) | 12.0 (0.472) | 8.00 (0.315) | 2.06 (0.081) | 180 (7.087) | 12.4 (0.488) | 18.4 (0.724) | 1500 | 1200 | BA | |
| | | 4.70 (0.185) | 3.20 (0.126) | 2.00 (0.079) | 0.60 (0.024) | 12.0 (0.472) | 8.00 (0.315) | 2.06 (0.081) | 330 (12.99) | 12.4 (0.488) | 18.4 (0.724) | 1500 | 4500 | BC | |
| 0.047 | CB037E0473+ -- | 4.70 (0.185) | 3.20 (0.126) | 2.60 (0.102) | 0.60 (0.024) | 12.0 (0.472) | 8.00 (0.315) | 3.10 (0.122) | 180 (7.087) | 12.4 (0.488) | 18.4 (0.724) | 1500 | 700 | BA | |
| | | 4.70 (0.185) | 3.20 (0.126) | 2.60 (0.102) | 0.60 (0.024) | 12.0 (0.472) | 8.00 (0.315) | 3.10 (0.122) | 330 (12.99) | 12.4 (0.488) | 18.4 (0.724) | 1500 | 3000 | BC | |
| 0.056 | CB037E0563+ -- | 4.70 (0.185) | 3.20 (0.126) | 2.50 (0.099) | 0.60 (0.024) | 12.0 (0.472) | 8.00 (0.315) | 2.60 (0.102) | 180 (7.087) | 12.4 (0.488) | 18.4 (0.724) | 1500 | 900 | BA | |
| | | 4.70 (0.185) | 3.20 (0.126) | 2.50 (0.099) | 0.60 (0.024) | 12.0 (0.472) | 8.00 (0.315) | 2.60 (0.102) | 330 (12.99) | 12.4 (0.488) | 18.4 (0.724) | 1500 | 3600 | BC | |
| 0.068 | CB037E0683+ -- | 4.70 (0.185) | 3.20 (0.126) | 2.00 (0.079) | 0.60 (0.024) | 12.0 (0.472) | 8.00 (0.315) | 2.06 (0.081) | 180 (7.087) | 12.4 (0.488) | 18.4 (0.724) | 1500 | 1200 | BA | |
| | | 4.70 (0.185) | 3.20 (0.126) | 2.00 (0.079) | 0.60 (0.024) | 12.0 (0.472) | 8.00 (0.315) | 2.06 (0.081) | 330 (12.99) | 12.4 (0.488) | 18.4 (0.724) | 1500 | 4500 | BC | |
| 0.082 | CB037E0823+ -- | 4.70 (0.185) | 3.20 (0.126) | 2.50 (0.099) | 0.60 (0.024) | 12.0 (0.472) | 8.00 (0.315) | 2.60 (0.102) | 180 (7.087) | 12.4 (0.488) | 18.4 (0.724) | 1500 | 900 | BA | |

For other Values: upon request
 Replace the + by the tolerance code: J = 5% or K = 10%
 Replace the -- by the packaging suffix: -- = bulk
 BA or BC = tape & reel



Film Chip Capacitors



PEN DIELECTRIC – CB Series

CAPACITANCE VALUES (CR) AND NOMINAL VOLTAGES (VR)



millimeters (inches)

| Capacitance Range (CR) | Ordering Code | VOLTAGE Vdc: 100V Vac: 63V | | | | | | | | | | | Packaging Unit | | Reel Pkg Code |
|-----------------------------|----------------|--------------------------------------|-----------------|-----------------|-----------------|-----------------|-----------------|-----------------|-----------------|-----------------|-----------------|------|----------------|----|---------------|
| | | Chip Dimensions *Tolerances (page 6) | | | | Tape Dimensions | | | Reel Dimensions | | | | | | |
| | | L | W | H max | T | W | P1 | K0 | A | W1 | W2 max | Bulk | Reel | | |
| 0.082 | CB037E0823+ -- | 4.70 (0.185) | 3.20 (0.126) | 2.50 (0.099) | 0.60 (0.024) | 12.0 (0.472) | 8.00 (0.315) | 2.60 (0.102) | 330 (12.99) | 12.4 (0.488) | 18.4 (0.724) | 1500 | 3600 | BC | |
| 0.100µF | CB037E0104+ -- | 4.70 (0.185) | 3.20 (0.126) | 3.00 (0.118) | 0.60 (0.024) | 12.0 (0.472) | 8.00 (0.315) | 3.10 (0.122) | 180 (7.087) | 12.4 (0.488) | 18.4 (0.724) | 1500 | 700 | BA | |
| | | 4.70 (0.185) | 3.20 (0.126) | 3.00 (0.118) | 0.60 (0.024) | 12.0 (0.472) | 8.00 (0.315) | 3.10 (0.122) | 330 (12.99) | 12.4 (0.488) | 18.4 (0.724) | 1500 | 3000 | BC | |
| 0.120 | CB047E0124+ -- | 5.80 (0.228) | 5.00 (0.195) | 4.00 (0.158) | 0.80 (0.032) | 12.0 (0.472) | 8.00 (0.315) | 4.10 (0.162) | 330 (12.99) | 12.4 (0.488) | 18.4 (0.724) | 1500 | 2300 | BC | |
| 0.150 | CB047E0154+ -- | 5.80 (0.228) | 5.00 (0.195) | 3.30 (0.130) | 0.80 (0.032) | 12.0 (0.472) | 8.00 (0.315) | 3.45 (0.136) | 330 (12.99) | 12.4 (0.488) | 18.4 (0.724) | 1500 | 2800 | BC | |
| 0.180 | CB047E0184+ -- | 5.80 (0.228) | 5.00 (0.195) | 3.00 (0.118) | 0.80 (0.032) | 12.0 (0.472) | 8.00 (0.315) | 3.10 (0.122) | 330 (12.99) | 12.4 (0.488) | 18.4 (0.724) | 1500 | 3000 | BC | |
| 0.220 | CB047E0224+ -- | 5.80 (0.228) | 5.00 (0.195) | 4.00 (0.158) | 0.80 (0.032) | 12.0 (0.472) | 8.00 (0.315) | 4.10 (0.162) | 330 (12.99) | 12.4 (0.488) | 18.4 (0.724) | 1500 | 2300 | BC | |
| 0.330 | CB047E0334+ -- | 5.80 (0.228) | 5.00 (0.195) | 4.00 (0.158) | 0.80 (0.032) | 16.0 (0.629) | 8.00 (0.315) | 4.10 (0.162) | 330 (12.99) | 16.4 (0.645) | 22.4 (0.881) | 1500 | 2300 | BC | |
| 0.47* | CB057E0474+ -- | 7.30 (0.287) | 6.10 (0.240) | 4.50 (0.177) | 0.80 (0.032) | 16.0 (0.629) | 12.0 (0.472) | 4.80 (0.189) | 330 (12.99) | 16.4 (0.645) | 22.4 (0.881) | 1000 | 1800 | BC | |
| 0.56* | CB057E0564+ -- | 7.30 (0.287) | 6.10 (0.240) | 4.00 (0.158) | 0.80 (0.032) | 16.0 (0.629) | 12.0 (0.472) | 4.10 (0.162) | 330 (12.99) | 16.4 (0.645) | 22.4 (0.881) | 1000 | 2300 | BC | |
| 0.68* | CB057E0684+ -- | 7.30 (0.287) | 6.10 (0.240) | 4.50 (0.177) | 0.80 (0.032) | 16.0 (0.629) | 12.0 (0.472) | 4.80 (0.189) | 330 (12.99) | 16.4 (0.645) | 22.4 (0.881) | 1000 | 1800 | BC | |
| 0.82 | CB167E0824+ -- | 10.5 (0.413) | 7.6 (0.299) | 5.80 (0.229) | 0.80 (0.032) | 24.0 (0.944) | 12.0 (0.472) | 6.19 (0.244) | 330 (12.99) | 24.4 (0.961) | 30.4 (1.196) | 500 | 900 | BC | |
| 1 | CB167E0105+ -- | 10.5 (0.413) | 7.60 (0.299) | 6.00 (0.237) | 0.80 (0.032) | 24.0 (0.944) | 12.0 (0.472) | 6.19 (0.244) | 330 (12.99) | 24.4 (0.961) | 30.4 (1.196) | 500 | 900 | BC | |
| 1.5 | CB177E0155+ -- | 12.8 (0.503) | 10.2 (0.402) | 5.50 (0.217) | 0.80 (0.032) | 24.0 (0.944) | 16.0 (0.629) | 5.70 (0.224) | 330 (12.99) | 24.4 (0.961) | 30.4 (1.196) | 300 | 700 | BC | |
| 2.2 | CB177E0225+ -- | 12.8 (0.503) | 10.2 (0.402) | 6.90 (0.272) | 0.80 (0.032) | 24.0 (0.944) | 16.0 (0.629) | 7.00 (0.274) | 330 (12.99) | 24.4 (0.961) | 30.4 (1.196) | 300 | 600 | BC | |
| 3.3 | CB187E0335+ -- | 15.3 (0.601) | 13.7 (0.539) | 7.10 (0.280) | 0.80 (0.032) | 24.0 (0.944) | 24.0 (0.944) | 7.60 (0.299) | 330 (12.99) | 24.4 (0.961) | 30.4 (1.196) | 300 | 300 | BC | |
| VOLTAGE Vdc: 250V Vac: 160V | | | | | | | | | | | | | | | |
| 0.001µF | CB037G0102+ -- | 4.70 (0.185) | 3.20 (0.126) | 2.00 (0.079) | 0.60 (0.024) | 12.0 (0.472) | 8.00 (0.315) | 2.06 (0.081) | 180 (7.087) | 12.4 (0.488) | 18.4 (0.724) | 1500 | 1200 | BA | |
| | | 4.70 (0.185) | 3.20 (0.126) | 2.00 (0.079) | 0.60 (0.024) | 12.0 (0.472) | 8.00 (0.315) | 2.06 (0.081) | 330 (12.99) | 12.4 (0.488) | 18.4 (0.724) | 1500 | 4500 | BC | |
| 0.0012 | CB037G0122+ -- | 4.70 (0.185) | 3.20 (0.126) | 2.00 (0.079) | 0.60 (0.024) | 12.0 (0.472) | 8.00 (0.315) | 2.06 (0.081) | 180 (7.087) | 12.4 (0.488) | 18.4 (0.724) | 1500 | 1200 | BA | |
| | | 4.70 (0.185) | 3.20 (0.126) | 2.00 (0.079) | 0.60 (0.024) | 12.0 (0.472) | 8.00 (0.315) | 2.06 (0.081) | 330 (12.99) | 12.4 (0.488) | 18.4 (0.724) | 1500 | 4500 | BC | |
| 0.0015 | CB037G0152+ -- | 4.70 (0.185) | 3.20 (0.126) | 2.00 (0.079) | 0.60 (0.024) | 12.0 (0.472) | 8.00 (0.315) | 2.06 (0.081) | 180 (7.087) | 12.4 (0.488) | 18.4 (0.724) | 1500 | 1200 | BA | |
| | | 4.70 (0.185) | 3.20 (0.126) | 2.00 (0.079) | 0.60 (0.024) | 12.0 (0.472) | 8.00 (0.315) | 2.06 (0.081) | 330 (12.99) | 12.4 (0.488) | 18.4 (0.724) | 1500 | 4500 | BC | |
| 0.0018 | CB037G0182+ -- | 4.70 (0.185) | 3.20 (0.126) | 2.00 (0.079) | 0.60 (0.024) | 12.0 (0.472) | 8.00 (0.315) | 2.06 (0.081) | 180 (7.087) | 12.4 (0.488) | 18.4 (0.724) | 1500 | 1200 | BA | |

For other Values: upon request

Replace the + by the tolerance code: J = 5% or K = 10%

Replace the -- by the packaging suffix: -- = bulk

BA or BC = tape & reel

*Special length: 7.3 +0.7/-0.3 (0.287 +0.026/-0.012)



Film Chip Capacitors



PEN DIELECTRIC – CB Series

CAPACITANCE VALUES (CR) AND NOMINAL VOLTAGES (VR)



millimeters (inches)

| Capacitance Range (CR) | Ordering Code | VOLTAGE Vdc: 250V Vac: 160V | | | | | | | | | | | | |
|------------------------|----------------|--------------------------------------|-----------------|-----------------|-----------------|-----------------|-----------------|-----------------|-----------------|-----------------|-----------------|----------------|------|---------------|
| | | Chip Dimensions *Tolerances (page 6) | | | | Tape Dimensions | | | Reel Dimensions | | | Packaging Unit | | Reel Pkg Code |
| | | L | W | H max | T | W | P1 | K0 | A | W1 | W2 max | Bulk | Reel | |
| 0.0018 | CB037G0182+ -- | 4.70 (0.185) | 3.20 (0.126) | 2.00 (0.079) | 0.60 (0.024) | 12.0 (0.472) | 8.00 (0.315) | 2.06 (0.081) | 330 (12.99) | 12.4 (0.488) | 18.4 (0.724) | 1500 | 4500 | BC |
| 0.0022 | CB037G0222+ -- | 4.70 (0.185) | 3.20 (0.126) | 2.00 (0.079) | 0.60 (0.024) | 12.0 (0.472) | 8.00 (0.315) | 2.06 (0.081) | 180 (7.087) | 12.4 (0.488) | 18.4 (0.724) | 1500 | 1200 | BA |
| | | 4.70 (0.185) | 3.20 (0.126) | 2.00 (0.079) | 0.60 (0.024) | 12.0 (0.472) | 8.00 (0.315) | 2.06 (0.081) | 330 (12.99) | 12.4 (0.488) | 18.4 (0.724) | 1500 | 4500 | BC |
| 0.0027 | CB037G0272+ -- | 4.70 (0.185) | 3.20 (0.126) | 2.00 (0.079) | 0.60 (0.024) | 12.0 (0.472) | 8.00 (0.315) | 2.06 (0.081) | 180 (7.087) | 12.4 (0.488) | 18.4 (0.724) | 1500 | 1200 | BA |
| | | 4.70 (0.185) | 3.20 (0.126) | 2.00 (0.079) | 0.60 (0.024) | 12.0 (0.472) | 8.00 (0.315) | 2.06 (0.081) | 330 (12.99) | 12.4 (0.488) | 18.4 (0.724) | 1500 | 4500 | BC |
| 0.0033 | CB037G0332+ -- | 4.70 (0.185) | 3.20 (0.126) | 2.00 (0.079) | 0.60 (0.024) | 12.0 (0.472) | 8.00 (0.315) | 2.06 (0.081) | 180 (7.087) | 12.4 (0.488) | 18.4 (0.724) | 1500 | 1200 | BA |
| | | 4.70 (0.185) | 3.20 (0.126) | 2.00 (0.079) | 0.60 (0.024) | 12.0 (0.472) | 8.00 (0.315) | 2.06 (0.081) | 330 (12.99) | 12.4 (0.488) | 18.4 (0.724) | 1500 | 4500 | BC |
| 0.0047 | CB037G0472+ -- | 4.70 (0.185) | 3.20 (0.126) | 2.00 (0.079) | 0.60 (0.024) | 12.0 (0.472) | 8.00 (0.315) | 2.06 (0.081) | 180 (7.087) | 12.4 (0.488) | 18.4 (0.724) | 1500 | 1200 | BA |
| | | 4.70 (0.185) | 3.20 (0.126) | 2.00 (0.079) | 0.60 (0.024) | 12.0 (0.472) | 8.00 (0.315) | 2.06 (0.081) | 330 (12.99) | 12.4 (0.488) | 18.4 (0.724) | 1500 | 4500 | BC |
| 0.0056 | CB037G0562+ -- | 4.70 (0.185) | 3.20 (0.126) | 2.00 (0.079) | 0.60 (0.024) | 12.0 (0.472) | 8.00 (0.315) | 2.06 (0.081) | 180 (7.087) | 12.4 (0.488) | 18.4 (0.724) | 1500 | 1200 | BA |
| | | 4.70 (0.185) | 3.20 (0.126) | 2.00 (0.079) | 0.60 (0.024) | 12.0 (0.472) | 8.00 (0.315) | 2.06 (0.081) | 330 (12.99) | 12.4 (0.488) | 18.4 (0.724) | 1500 | 4500 | BC |
| 0.0068 | CB037G0682+ -- | 4.70 (0.185) | 3.20 (0.126) | 2.00 (0.079) | 0.60 (0.024) | 12.0 (0.472) | 8.00 (0.315) | 2.06 (0.081) | 180 (7.087) | 12.4 (0.488) | 18.4 (0.724) | 1500 | 1200 | BA |
| | | 4.70 (0.185) | 3.20 (0.126) | 2.00 (0.079) | 0.60 (0.024) | 12.0 (0.472) | 8.00 (0.315) | 2.06 (0.081) | 330 (12.99) | 12.4 (0.488) | 18.4 (0.724) | 1500 | 4500 | BC |
| 0.0082 | CB037G0822+ -- | 4.70 (0.185) | 3.20 (0.126) | 2.00 (0.079) | 0.60 (0.024) | 12.0 (0.472) | 8.00 (0.315) | 2.06 (0.081) | 180 (7.087) | 12.4 (0.488) | 18.4 (0.724) | 1500 | 1200 | BA |
| | | 4.70 (0.185) | 3.20 (0.126) | 2.00 (0.079) | 0.60 (0.024) | 12.0 (0.472) | 8.00 (0.315) | 2.06 (0.081) | 330 (12.99) | 12.4 (0.488) | 18.4 (0.724) | 1500 | 4500 | BC |
| 0.010µF | CB037G0103+ -- | 4.70 (0.185) | 3.20 (0.126) | 2.00 (0.079) | 0.60 (0.024) | 12.0 (0.472) | 8.00 (0.315) | 2.06 (0.081) | 180 (7.087) | 12.4 (0.488) | 18.4 (0.724) | 1500 | 1200 | BA |
| | | 4.70 (0.185) | 3.20 (0.126) | 2.00 (0.079) | 0.60 (0.024) | 12.0 (0.472) | 8.00 (0.315) | 2.06 (0.081) | 330 (12.99) | 12.4 (0.488) | 18.4 (0.724) | 1500 | 4500 | BC |
| 0.012 | CB037G0123+ -- | 4.70 (0.185) | 3.20 (0.126) | 2.00 (0.079) | 0.60 (0.024) | 12.0 (0.472) | 8.00 (0.315) | 2.06 (0.081) | 180 (7.087) | 12.4 (0.488) | 18.4 (0.724) | 1500 | 1200 | BA |
| | | 4.70 (0.185) | 3.20 (0.126) | 2.00 (0.079) | 0.60 (0.024) | 12.0 (0.472) | 8.00 (0.315) | 2.06 (0.081) | 330 (12.99) | 12.4 (0.488) | 18.4 (0.724) | 1500 | 4500 | BC |
| 0.015 | CB037G0153+ -- | 4.70 (0.185) | 3.20 (0.126) | 2.40 (0.094) | 0.60 (0.024) | 12.0 (0.472) | 8.00 (0.315) | 2.60 (0.102) | 180 (7.087) | 12.4 (0.488) | 18.4 (0.724) | 1500 | 900 | BA |
| | | 4.70 (0.185) | 3.20 (0.126) | 2.40 (0.094) | 0.60 (0.024) | 12.0 (0.472) | 8.00 (0.315) | 2.60 (0.102) | 330 (12.99) | 12.4 (0.488) | 18.4 (0.724) | 1500 | 3600 | BC |
| 0.018 | CB037G0183+ -- | 4.70 (0.185) | 3.20 (0.126) | 2.50 (0.099) | 0.60 (0.024) | 12.0 (0.472) | 8.00 (0.315) | 2.60 (0.102) | 180 (7.087) | 12.4 (0.488) | 18.4 (0.724) | 1500 | 900 | BA |
| | | 4.70 (0.185) | 3.20 (0.126) | 2.50 (0.099) | 0.60 (0.024) | 12.0 (0.472) | 8.00 (0.315) | 2.60 (0.102) | 330 (12.99) | 12.4 (0.488) | 18.4 (0.724) | 1500 | 3600 | BC |

For other Values: upon request

Replace the + by the tolerance code: J = 5% or K = 10%

Replace the -- by the packaging suffix: -- = bulk

BA or BC = tape & reel



Film Chip Capacitors



PEN DIELECTRIC – CB Series

CAPACITANCE VALUES (CR) AND NOMINAL VOLTAGES (VR)



millimeters (inches)

| Capacitance Range (CR) | Ordering Code | VOLTAGE Vdc: 250V Vac: 160V | | | | | | | | | | | Packaging Unit | | Reel Pkg Code |
|-----------------------------|----------------|--------------------------------------|-----------------|-----------------|-----------------|-----------------|-----------------|-----------------|-----------------|-----------------|-----------------|------|----------------|----|---------------|
| | | Chip Dimensions *Tolerances (page 6) | | | | Tape Dimensions | | | Reel Dimensions | | | Bulk | Reel | | |
| | | L | W | H max | T | W | P1 | K0 | A | W1 | W2 max | | | | |
| 0.022 | CB037G0223+ -- | 4.70 (0.185) | 3.20 (0.126) | 2.90 (0.114) | 0.60 (0.024) | 12.0 (0.472) | 8.00 (0.315) | 3.10 (0.122) | 180 (7.087) | 12.4 (0.488) | 18.4 (0.724) | 1500 | 700 | BA | |
| | | 4.70 (0.185) | 3.20 (0.126) | 2.90 (0.114) | 0.60 (0.024) | 12.0 (0.472) | 8.00 (0.315) | 3.10 (0.122) | 330 (12.99) | 12.4 (0.488) | 18.4 (0.724) | 1500 | 3000 | BC | |
| 0.027 | CB047G0273+ -- | 5.80 (0.228) | 5.00 (0.195) | 1.80 (0.071) | 0.80 (0.032) | 12.0 (0.472) | 8.00 (0.315) | 2.43 (0.096) | 330 (12.99) | 12.4 (0.488) | 18.4 (0.724) | 1500 | 3500 | BC | |
| 0.033 | CB047G0333+ -- | 5.80 (0.228) | 5.00 (0.195) | 2.20 (0.087) | 0.80 (0.032) | 12.0 (0.472) | 8.00 (0.315) | 2.43 (0.096) | 330 (12.99) | 12.4 (0.488) | 18.4 (0.724) | 1500 | 3500 | BC | |
| 0.047 | CB047G0473+ -- | 5.80 (0.228) | 5.00 (0.195) | 2.90 (0.114) | 0.80 (0.032) | 12.0 (0.472) | 8.00 (0.315) | 3.10 (0.122) | 330 (12.99) | 12.4 (0.488) | 18.4 (0.724) | 1500 | 3000 | BC | |
| 0.056 | CB047G0563+ -- | 5.80 (0.228) | 5.00 (0.195) | 2.90 (0.114) | 0.80 (0.032) | 12.0 (0.472) | 8.00 (0.315) | 3.10 (0.122) | 330 (12.99) | 12.4 (0.488) | 18.4 (0.724) | 1500 | 3000 | BC | |
| 0.068 | CB047G0683+ -- | 5.80 (0.228) | 5.00 (0.195) | 4.00 (0.158) | 0.80 (0.032) | 12.0 (0.472) | 8.00 (0.315) | 4.10 (0.161) | 330 (12.99) | 12.4 (0.488) | 18.4 (0.724) | 1500 | 2300 | BC | |
| 0.082 | CB047G0823+ -- | 5.80 (0.228) | 5.00 (0.195) | 4.50 (0.177) | 0.80 (0.032) | 16.0 (0.629) | 8.00 (0.315) | 4.60 (0.181) | 330 (12.99) | 16.4 (0.645) | 22.4 (0.881) | 1500 | 1900 | BC | |
| 0.100µF | CB047G0104+ -- | 5.80 (0.228) | 5.00 (0.195) | 4.50 (0.177) | 0.80 (0.032) | 16.0 (0.629) | 8.00 (0.315) | 4.60 (0.181) | 330 (12.99) | 16.4 (0.645) | 22.4 (0.881) | 1500 | 1900 | BC | |
| 0.120 | CB057G0124+ -- | 7.20 (0.283) | 6.10 (0.240) | 3.90 (0.153) | 0.80 (0.032) | 24.0 (0.944) | 12.0 (0.472) | 4.80 (0.189) | 330 (12.99) | 24.4 (0.961) | 30.4 (1.196) | 1000 | 1800 | BC | |
| 0.150 | CB057G0154+ -- | 7.20 (0.283) | 6.10 (0.240) | 4.70 (0.185) | 0.80 (0.032) | 16.0 (0.629) | 12.0 (0.472) | 4.80 (0.189) | 330 (12.99) | 16.4 (0.645) | 22.4 (0.881) | 1000 | 1800 | BC | |
| 0.180 | CB057G0184+ -- | 7.20 (0.283) | 6.10 (0.240) | 5.00 (0.197) | 0.80 (0.032) | 16.0 (0.629) | 12.0 (0.472) | 5.23 (0.206) | 330 (12.99) | 16.4 (0.645) | 22.4 (0.881) | 1000 | 1100 | BC | |
| 0.22µF | CB057G0224+ -- | 7.20 (0.283) | 6.10 (0.240) | 5.70 (0.225) | 0.80 (0.032) | 16.0 (0.629) | 12.0 (0.472) | 5.90 (0.232) | 330 (12.99) | 16.4 (0.645) | 22.4 (0.881) | 1000 | 900 | BC | |
| 0.330 | CB167G0334+ -- | 10.5 (0.413) | 7.60 (0.299) | 6.10 (0.240) | 0.80 (0.032) | 24.0 (0.944) | 12.0 (0.472) | 6.19 (0.244) | 330 (12.99) | 24.4 (0.961) | 30.4 (1.196) | 500 | 900 | BC | |
| 0.470 | CB177G0474+ -- | 12.8 (0.503) | 10.2 (0.402) | 5.50 (0.205) | 0.80 (0.032) | 24.0 (0.944) | 16.0 (0.629) | 5.70 (0.224) | 330 (12.99) | 24.4 (0.961) | 30.4 (1.196) | 300 | 700 | BC | |
| 0.560 | CB177G0564+ -- | 12.8 (0.503) | 10.2 (0.402) | 6.00 (0.236) | 0.80 (0.032) | 24.0 (0.944) | 16.0 (0.629) | 5.70 (0.224) | 330 (12.99) | 24.4 (0.961) | 30.4 (1.196) | 300 | 700 | BC | |
| 0.680 | CB187G0684+ -- | 15.3 (0.601) | 13.7 (0.539) | 4.30 (0.169) | 0.80 (0.032) | 24.0 (0.944) | 24.0 (0.944) | 4.50 (0.177) | 330 (12.99) | 24.4 (0.961) | 30.4 (1.196) | 300 | 600 | BC | |
| 1µF | CB187G0105+ -- | 15.3 (0.601) | 13.7 (0.539) | 6.40 (0.252) | 0.80 (0.032) | 24.0 (0.944) | 24.0 (0.944) | 6.30 (0.248) | 330 (12.99) | 24.4 (0.961) | 30.4 (1.196) | 300 | 400 | BC | |
| VOLTAGE Vdc: 400V Vac: 200V | | | | | | | | | | | | | | | |
| 0.001µF | CB037I0102+ -- | 4.70 (0.185) | 3.20 (0.126) | 2.00 (0.079) | 0.60 (0.024) | 12.0 (0.472) | 8.00 (0.315) | 2.06 (0.081) | 180 (7.09) | 12.4 (0.488) | 18.4 (0.724) | 1500 | 1200 | BA | |
| | | 4.70 (0.185) | 3.20 (0.126) | 2.00 (0.079) | 0.60 (0.024) | 12.0 (0.472) | 8.00 (0.315) | 2.06 (0.081) | 330 (12.99) | 12.4 (0.488) | 18.4 (0.724) | 1500 | 4500 | BC | |
| 0.0012 | CB037I0122+ -- | 4.70 (0.185) | 3.20 (0.126) | 2.00 (0.079) | 0.60 (0.024) | 12.0 (0.472) | 8.00 (0.315) | 2.06 (0.081) | 180 (7.09) | 12.4 (0.488) | 18.4 (0.724) | 1500 | 1200 | BA | |
| | | 4.70 (0.185) | 3.20 (0.126) | 2.00 (0.079) | 0.60 (0.024) | 12.0 (0.472) | 8.00 (0.315) | 2.06 (0.081) | 330 (12.99) | 12.4 (0.488) | 18.4 (0.724) | 1500 | 4500 | BC | |
| 0.0015 | CB037I0152+ -- | 4.70 (0.185) | 3.20 (0.126) | 2.00 (0.079) | 0.60 (0.024) | 12.0 (0.472) | 8.00 (0.315) | 2.06 (0.081) | 180 (7.09) | 12.4 (0.488) | 18.4 (0.724) | 1500 | 1200 | BA | |

For other Values: upon request

Replace the + by the tolerance code: J = 5% or K = 10%

Replace the -- by the packaging suffix: -- = bulk

BA or BC = tape & reel



Film Chip Capacitors



PEN DIELECTRIC – CB Series

CAPACITANCE VALUES (CR) AND NOMINAL VOLTAGES (VR)



millimeters (inches)

| Capacitance Range (CR) | Ordering Code | VOLTAGE Vdc: 400V Vac: 200V | | | | | | | | | | | | |
|------------------------|----------------|--------------------------------------|-----------------|-----------------|-----------------|-----------------|-----------------|-----------------|-----------------|-----------------|-----------------|----------------|------|---------------|
| | | Chip Dimensions *Tolerances (page 6) | | | | Tape Dimensions | | | Reel Dimensions | | | Packaging Unit | | Reel Pkg Code |
| | | L | W | H max | T | W | P1 | K0 | A | W1 | W2 max | Bulk | Reel | |
| 0.0015 | CB037I0152+ -- | 4.70 (0.185) | 3.20 (0.126) | 2.00 (0.079) | 0.60 (0.024) | 12.0 (0.472) | 8.00 (0.315) | 2.06 (0.081) | 330 (12.99) | 12.4 (0.488) | 18.4 (0.724) | 1500 | 4500 | BC |
| 0.0018 | CB037I0182+ -- | 4.70 (0.185) | 3.20 (0.126) | 2.00 (0.079) | 0.60 (0.024) | 12.0 (0.472) | 8.00 (0.315) | 2.06 (0.081) | 180 (7.09) | 12.4 (0.488) | 18.4 (0.724) | 1500 | 1200 | BA |
| | | 4.70 (0.185) | 3.20 (0.126) | 2.00 (0.079) | 0.60 (0.024) | 12.0 (0.472) | 8.00 (0.315) | 2.06 (0.081) | 330 (12.99) | 12.4 (0.488) | 18.4 (0.724) | 1500 | 4500 | BC |
| 0.0022 | CB037I0222+ -- | 4.70 (0.185) | 3.20 (0.126) | 2.00 (0.079) | 0.60 (0.024) | 12.0 (0.472) | 8.00 (0.315) | 2.06 (0.081) | 180 (7.09) | 12.4 (0.488) | 18.4 (0.724) | 1500 | 1200 | BA |
| | | 4.70 (0.185) | 3.20 (0.126) | 2.00 (0.079) | 0.60 (0.024) | 12.0 (0.472) | 8.00 (0.315) | 2.06 (0.081) | 330 (12.99) | 12.4 (0.488) | 18.4 (0.724) | 1500 | 4500 | BC |
| 0.0027 | CB037I0272+ -- | 4.70 (0.185) | 3.20 (0.126) | 2.00 (0.079) | 0.60 (0.024) | 12.0 (0.472) | 8.00 (0.315) | 2.06 (0.081) | 180 (7.09) | 12.4 (0.488) | 18.4 (0.724) | 1500 | 1200 | BA |
| | | 4.70 (0.185) | 3.20 (0.126) | 2.00 (0.079) | 0.60 (0.024) | 12.0 (0.472) | 8.00 (0.315) | 2.06 (0.081) | 330 (12.99) | 12.4 (0.488) | 18.4 (0.724) | 1500 | 4500 | BC |
| 0.0033 | CB037I0332+ -- | 4.70 (0.185) | 3.20 (0.126) | 2.00 (0.079) | 0.60 (0.024) | 12.0 (0.472) | 8.00 (0.315) | 2.06 (0.081) | 180 (7.09) | 12.4 (0.488) | 18.4 (0.724) | 1500 | 1200 | BA |
| | | 4.70 (0.185) | 3.20 (0.126) | 2.00 (0.079) | 0.60 (0.024) | 12.0 (0.472) | 8.00 (0.315) | 2.06 (0.081) | 330 (12.99) | 12.4 (0.488) | 18.4 (0.724) | 1500 | 4500 | BC |
| 0.0047 | CB037I0472+ -- | 4.70 (0.185) | 3.20 (0.126) | 2.00 (0.079) | 0.60 (0.024) | 12.0 (0.472) | 8.00 (0.315) | 2.06 (0.081) | 180 (7.09) | 12.4 (0.488) | 18.4 (0.724) | 1500 | 1200 | BA |
| | | 4.70 (0.185) | 3.20 (0.126) | 2.00 (0.079) | 0.60 (0.024) | 12.0 (0.472) | 8.00 (0.315) | 2.06 (0.081) | 330 (12.99) | 12.4 (0.488) | 18.4 (0.724) | 1500 | 4500 | BC |
| 0.0056 | CB037I0562+ -- | 4.70 (0.185) | 3.20 (0.126) | 2.00 (0.079) | 0.60 (0.024) | 12.0 (0.472) | 8.00 (0.315) | 2.06 (0.081) | 180 (7.09) | 12.4 (0.488) | 18.4 (0.724) | 1500 | 1200 | BA |
| | | 4.70 (0.185) | 3.20 (0.126) | 2.00 (0.079) | 0.60 (0.024) | 12.0 (0.472) | 8.00 (0.315) | 2.06 (0.081) | 330 (12.99) | 12.4 (0.488) | 18.4 (0.724) | 1500 | 4500 | BC |
| 0.0068 | CB037I0682+ -- | 4.70 (0.185) | 3.20 (0.126) | 2.00 (0.079) | 0.60 (0.024) | 12.0 (0.472) | 8.00 (0.315) | 2.06 (0.081) | 180 (7.09) | 12.4 (0.488) | 18.4 (0.724) | 1500 | 1200 | BA |
| | | 4.70 (0.185) | 3.20 (0.126) | 2.00 (0.079) | 0.60 (0.024) | 12.0 (0.472) | 8.00 (0.315) | 2.06 (0.081) | 330 (12.99) | 12.4 (0.488) | 18.4 (0.724) | 1500 | 4500 | BC |
| 0.0082 | CB037I0822+ -- | 4.70 (0.185) | 3.20 (0.126) | 2.00 (0.079) | 0.60 (0.024) | 12.0 (0.472) | 8.00 (0.315) | 2.06 (0.081) | 180 (7.09) | 12.4 (0.488) | 18.4 (0.724) | 1500 | 1200 | BA |
| | | 4.70 (0.185) | 3.20 (0.126) | 2.00 (0.079) | 0.60 (0.024) | 12.0 (0.472) | 8.00 (0.315) | 2.06 (0.081) | 330 (12.99) | 12.4 (0.488) | 18.4 (0.724) | 1500 | 4500 | BC |
| 0.010µF | CB047I0103+ -- | 5.80 (0.228) | 5.00 (0.195) | 1.90 (0.075) | 0.80 (0.032) | 12.0 (0.472) | 8.00 (0.315) | 2.10 (0.083) | 330 (12.99) | 12.4 (0.488) | 18.4 (0.724) | 1500 | 4400 | BC |
| 0.012 | CB047I0123+ -- | 5.80 (0.228) | 5.00 (0.195) | 2.20 (0.087) | 0.80 (0.032) | 12.0 (0.472) | 8.00 (0.315) | 2.43 (0.096) | 330 (12.99) | 12.4 (0.488) | 18.4 (0.724) | 1500 | 3500 | BC |
| 0.015 | CB047I0153+ -- | 5.80 (0.228) | 5.00 (0.224) | 2.00 (0.079) | 0.80 (0.087) | 12.0 (0.472) | 8.00 (0.315) | 2.43 (0.096) | 330 (12.99) | 12.4 (0.488) | 18.4 (0.724) | 1500 | 4400 | BC |
| 0.018 | CB047I0183+ -- | 5.80 (0.228) | 5.00 (0.195) | 2.30 (0.091) | 0.80 (0.032) | 12.0 (0.472) | 8.00 (0.315) | 2.43 (0.096) | 330 (12.99) | 12.4 (0.488) | 18.4 (0.724) | 1500 | 3500 | BC |
| 0.022 | CB047I0223+ -- | 5.80 (0.228) | 5.00 (0.195) | 2.80 (0.110) | 0.80 (0.032) | 12.0 (0.472) | 8.00 (0.315) | 3.10 (0.122) | 330 (12.99) | 12.4 (0.488) | 18.4 (0.724) | 1500 | 3000 | BC |
| 0.027 | CB047I0273+ -- | 5.80 (0.228) | 5.00 (0.195) | 3.30 (0.130) | 0.80 (0.032) | 12.0 (0.472) | 8.00 (0.315) | 3.45 (0.136) | 330 (12.99) | 12.4 (0.488) | 18.4 (0.724) | 1500 | 2800 | BC |

For other Values: upon request

Replace the + by the tolerance code: J = 5% or K = 10%

Replace the -- by the packaging suffix: -- = bulk

BA or BC = tape & reel



Film Chip Capacitors



PEN DIELECTRIC – CB Series

CAPACITANCE VALUES (CR) AND NOMINAL VOLTAGES (VR)



millimeters (inches)

| Capacitance Range (CR) | Ordering Code | VOLTAGE Vdc: 400V Vac: 200V | | | | | | | | | | | | |
|-----------------------------|----------------|--------------------------------------|-----------------|-----------------|------------------|-----------------|-----------------|-----------------|-----------------|-----------------|-----------------|----------------|------|---------------|
| | | Chip Dimensions *Tolerances (page 6) | | | | Tape Dimensions | | | Reel Dimensions | | | Packaging Unit | | Reel Pkg Code |
| | | L | W | H max | T | W | P1 | K0 | A | W1 | W2 max | Bulk | Reel | |
| 0.033 | CB047I0333+ -- | 5.80 (0.228) | 5.00 (0.195) | 3.90 (0.154) | 0.80 (0.032) | 12.0 (0.472) | 8.00 (0.315) | 4.10 (0.162) | 330 (12.99) | 12.4 (0.488) | 18.4 (0.724) | 1500 | 2300 | BC |
| 0.047 | CB057I0473+ -- | 7.20 (0.283) | 6.10 (0.24) | 3.20 (0.126) | 0.80 (0.032) | 24.0 (0.944) | 12.0 (0.472) | 3.80 (0.149) | 330 (12.99) | 24.4 (0.96) | 30.4 (1.196) | 1000 | 2250 | BC |
| 0.056 | CB057I0563+ -- | 7.20 (0.283) | 6.10 (0.24) | 3.70 (0.146) | 0.80 (0.032) | 24.0 (0.944) | 12.0 (0.472) | 3.80 (0.149) | 330 (12.99) | 16.4 (0.645) | 22.4 (0.881) | 1000 | 2250 | BC |
| 0.068 | CB057I0683+ -- | 7.20 (0.283) | 6.10 (0.24) | 4.40 (0.173) | 0.80 (0.032) | 24.0 (0.944) | 12.0 (0.472) | 4.80 (0.189) | 330 (12.99) | 16.4 (0.645) | 22.4 (0.881) | 1000 | 1800 | BC |
| 0.082 | CB167I0823+ -- | 10.5 (0.413) | 7.60 (0.299) | 4.50 (0.177) | 0.80 (0.032) | 24.0 (0.944) | 12.0 (0.472) | 4.90 (0.193) | 330 (12.99) | 24.4 (0.961) | 30.4 (1.196) | 500 | 1100 | BC |
| 0.100µF | CB167I0104+ -- | 10.5 (0.413) | 7.60 (0.299) | 4.00 (0.158) | 0.80 (0.032) | 24.0 (0.944) | 12.0 (0.472) | 4.90 (0.193) | 330 (12.99) | 24.4 (0.961) | 30.4 (1.196) | 500 | 1100 | BC |
| 0.120 | CB167I0124+ -- | 10.5 (0.413) | 7.60 (0.299) | 5.00 (0.196) | 0.80 (0.032) | 24.0 (0.944) | 12.0 (0.472) | 6.19 (0.244) | 330 (12.99) | 24.4 (0.961) | 30.4 (1.196) | 500 | 900 | BC |
| 0.150 | CB167I0154+ -- | 10.5 (0.413) | 7.60 (0.299) | 6.00 (0.235) | 0.80 (0.032) | 24.0 (0.944) | 12.0 (0.472) | 6.19 (0.244) | 330 (12.99) | 24.4 (0.961) | 30.4 (1.196) | 500 | 900 | BC |
| 0.180 | CB177I0184+ -- | 12.8 (0.503) | 10.2 (0.402) | 5.10 (0.200) | 0.80 (0.032) | 24.0 (0.944) | 16.0 (0.629) | 5.70 (0.225) | 330 (12.99) | 24.4 (0.961) | 30.4 (1.196) | 300 | 700 | BC |
| 0.220 | CB177I0224+ -- | 12.8 (0.503) | 10.2 (0.402) | 5.00 (0.196) | 0.80 (0.032) | 24.0 (0.944) | 16.0 (0.629) | 5.70 (0.225) | 330 (12.99) | 24.4 (0.961) | 30.4 (1.196) | 300 | 700 | BC |
| 0.270 | CB177I0274+ -- | 12.8 (0.503) | 10.2 (0.402) | 6.50 (0.255) | 0.80 (0.032) | 24.0 (0.944) | 16.0 (0.629) | 7.00 (0.275) | 330 (12.99) | 24.4 (0.961) | 30.4 (1.196) | 300 | 600 | BC |
| 0.330 | CB187I0334+ -- | 15.3 (0.601) | 13.7 (0.539) | 4.20 (0.165) | 0.80 (0.032) | 24.0 (0.944) | 24.0 (0.944) | 4.50 (0.178) | 330 (12.99) | 24.4 (0.961) | 30.4 (1.196) | 300 | 600 | BC |
| 0.390 | CB187I0394+ -- | 15.3 (0.601) | 13.7 (0.539) | 5.80 (0.228) | 0.80 (0.032) | 24.0 (0.944) | 24.0 (0.944) | 6.30 (0.248) | 330 (12.99) | 24.4 (0.961) | 30.4 (1.196) | 300 | 400 | BC |
| 0.470 | CB187I0474+ -- | 15.3 (0.601) | 13.7 (0.539) | 6.50 (0.255) | 0.80 (0.0315) | 24.0 (0.944) | 24.0 (0.944) | 7.60 (0.299) | 330 (12.99) | 24.4 (0.961) | 30.4 (1.196) | 300 | 300 | BC |
| VOLTAGE Vdc: 630V Vac: 250V | | | | | | | | | | | | | | |
| 0.001µF | CB037K0102+ -- | 4.70 (0.185) | 3.20 (0.126) | 2.00 (0.079) | 0.60 (0.024) | 12.0 (0.472) | 8.00 (0.315) | 2.06 (0.081) | 180 (7.09) | 12.4 (0.488) | 18.4 (0.724) | 1500 | 1200 | BA |
| | | 4.70 (0.185) | 3.20 (0.126) | 2.00 (0.079) | 0.60 (0.024) | 12.0 (0.472) | 8.00 (0.315) | 2.06 (0.081) | 330 (12.99) | 12.4 (0.488) | 18.4 (0.724) | 1500 | 4500 | BC |
| 0.0012 | CB037K0122+ -- | 4.70 (0.185) | 3.20 (0.126) | 2.00 (0.079) | 0.60 (0.024) | 12.0 (0.472) | 8.00 (0.315) | 2.06 (0.081) | 180 (7.09) | 12.4 (0.488) | 18.4 (0.724) | 1500 | 1200 | BA |
| | | 4.70 (0.185) | 3.20 (0.126) | 2.00 (0.079) | 0.60 (0.024) | 12.0 (0.472) | 8.00 (0.315) | 2.06 (0.081) | 330 (12.99) | 12.4 (0.488) | 18.4 (0.724) | 1500 | 4500 | BC |
| 0.0015 | CB037K0152+ -- | 4.70 (0.185) | 3.20 (0.126) | 2.00 (0.079) | 0.60 (0.024) | 12.0 (0.472) | 8.00 (0.315) | 2.06 (0.081) | 180 (7.09) | 12.4 (0.488) | 18.4 (0.724) | 1500 | 1200 | BA |
| | | 4.70 (0.185) | 3.20 (0.126) | 2.00 (0.079) | 0.60 (0.024) | 12.0 (0.472) | 8.00 (0.315) | 2.06 (0.081) | 330 (12.99) | 12.4 (0.488) | 18.4 (0.724) | 1500 | 4500 | BC |
| 0.0018 | CB037K0182+ -- | 4.70 (0.185) | 3.20 (0.126) | 2.00 (0.079) | 0.60 (0.024) | 12.0 (0.472) | 8.00 (0.315) | 2.06 (0.081) | 180 (7.09) | 12.4 (0.488) | 18.4 (0.724) | 1500 | 1200 | BA |
| | | 4.70 (0.185) | 3.20 (0.126) | 2.00 (0.079) | 0.60 (0.024) | 12.0 (0.472) | 8.00 (0.315) | 2.06 (0.081) | 330 (12.99) | 12.4 (0.488) | 18.4 (0.724) | 1500 | 4500 | BC |
| 0.0022 | CB037K0222+ -- | 4.70 (0.185) | 3.20 (0.126) | 2.00 (0.079) | 0.60 (0.024) | 12.0 (0.472) | 8.00 (0.315) | 2.06 (0.081) | 180 (7.09) | 12.4 (0.488) | 18.4 (0.724) | 1500 | 1200 | BA |

For other Values: upon request

Replace the + by the tolerance code: J = 5% or K = 10%

Replace the -- by the packaging suffix: -- = bulk

BA or BC = tape & reel

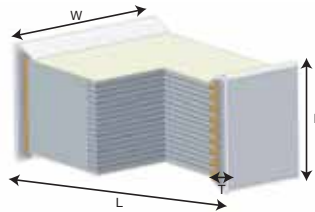


Film Chip Capacitors



PEN DIELECTRIC – CB Series

CAPACITANCE VALUES (CR) AND NOMINAL VOLTAGES (VR)



millimeters (inches)

| Capacitance Range (CR) | Ordering Code | VOLTAGE Vdc: 630V Vac: 250V | | | | | | | | | | | | |
|------------------------|----------------|--------------------------------------|-----------------|-----------------|-----------------|-----------------|-----------------|-----------------|-----------------|-----------------|-----------------|----------------|------|---------------|
| | | Chip Dimensions *Tolerances (page 6) | | | | Tape Dimensions | | | Reel Dimensions | | | Packaging Unit | | Reel Pkg Code |
| | | L | W | H max | T | W | P1 | K0 | A | W1 | W2 max | Bulk | Reel | |
| 0.0022 | CB037K0222+ -- | 4.70 (0.185) | 3.20 (0.126) | 2.00 (0.079) | 0.60 (0.024) | 12.0 (0.472) | 8.00 (0.315) | 2.06 (0.081) | 330 (12.99) | 12.4 (0.488) | 18.4 (0.724) | 1500 | 4500 | BC |
| 0.0027 | CB037K0272+ -- | 4.70 (0.185) | 3.20 (0.126) | 2.00 (0.079) | 0.60 (0.024) | 12.0 (0.472) | 8.00 (0.315) | 2.06 (0.081) | 180 (7.09) | 12.4 (0.488) | 18.4 (0.724) | 1500 | 1200 | BA |
| | | 4.70 (0.185) | 3.20 (0.126) | 2.00 (0.079) | 0.60 (0.024) | 12.0 (0.472) | 8.00 (0.315) | 2.06 (0.081) | 330 (12.99) | 12.4 (0.488) | 18.4 (0.724) | 1500 | 4500 | BC |
| 0.0033 | CB037K0332+ -- | 4.70 (0.185) | 3.20 (0.126) | 2.00 (0.079) | 0.60 (0.024) | 12.0 (0.472) | 8.00 (0.315) | 2.06 (0.081) | 180 (7.09) | 12.4 (0.488) | 18.4 (0.724) | 1500 | 1200 | BA |
| | | 4.70 (0.185) | 3.20 (0.126) | 2.00 (0.079) | 0.60 (0.024) | 12.0 (0.472) | 8.00 (0.315) | 2.06 (0.081) | 330 (12.99) | 12.4 (0.488) | 18.4 (0.724) | 1500 | 4500 | BC |
| 0.0047 | CB037K0472+ -- | 4.70 (0.185) | 3.20 (0.126) | 2.50 (0.099) | 0.60 (0.024) | 12.0 (0.472) | 8.00 (0.315) | 2.06 (0.081) | 180 (7.09) | 12.4 (0.488) | 18.4 (0.724) | 1500 | 1201 | BA |
| | | 4.70 (0.185) | 3.20 (0.126) | 2.50 (0.099) | 0.60 (0.024) | 12.0 (0.472) | 8.00 (0.315) | 2.06 (0.081) | 180 (7.09) | 12.4 (0.488) | 18.4 (0.724) | 1500 | 4500 | BC |
| 0.0056 | CB047K0562+ -- | 5.80 (0.228) | 5.00 (0.195) | 2.00 (0.079) | 0.80 (0.032) | 12.0 (0.472) | 8.00 (0.315) | 2.10 (0.083) | 330 (12.99) | 12.4 (0.488) | 18.4 (0.724) | 1500 | 4400 | BC |
| 0.0068 | CB047K0682+ -- | 5.80 (0.228) | 5.00 (0.195) | 2.00 (0.079) | 0.80 (0.032) | 12.0 (0.472) | 8.00 (0.315) | 2.10 (0.083) | 330 (12.99) | 12.4 (0.488) | 18.4 (0.724) | 1500 | 4400 | BC |
| 0.0082 | CB047K0822+ -- | 5.80 (0.228) | 5.00 (0.195) | 2.20 (0.086) | 0.80 (0.032) | 12.0 (0.472) | 8.00 (0.315) | 2.43 (0.096) | 330 (12.99) | 12.4 (0.488) | 18.4 (0.724) | 1500 | 3500 | BC |
| 0.010µF | CB047K0103+ -- | 5.80 (0.228) | 5.00 (0.195) | 2.00 (0.079) | 0.80 (0.032) | 12.0 (0.472) | 8.00 (0.315) | 2.10 (0.083) | 330 (12.99) | 12.4 (0.488) | 18.4 (0.724) | 1500 | 4400 | BC |
| 0.012 | CB047K0123+ -- | 5.80 (0.228) | 5.00 (0.195) | 3.00 (0.118) | 0.80 (0.032) | 12.0 (0.472) | 8.00 (0.315) | 3.10 (0.122) | 330 (12.99) | 12.4 (0.488) | 18.4 (0.724) | 1500 | 3000 | BC |
| 0.015 | CB047K0153+ -- | 5.80 (0.228) | 5.00 (0.195) | 3.40 (0.136) | 0.80 (0.032) | 12.0 (0.472) | 8.00 (0.315) | 3.45 (0.136) | 330 (12.99) | 12.4 (0.488) | 18.4 (0.724) | 1500 | 2800 | BC |
| 0.018 | CB047K0183+ -- | 5.80 (0.228) | 5.00 (0.195) | 4.00 (0.157) | 0.80 (0.032) | 12.0 (0.472) | 8.00 (0.315) | 4.10 (0.162) | 330 (12.99) | 12.4 (0.488) | 18.4 (0.724) | 1500 | 2300 | BC |
| 0.022 | CB057K0223+ -- | 7.20 (0.283) | 6.10 (0.240) | 3.40 (0.136) | 0.80 (0.032) | 24.0 (0.944) | 12.0 (0.472) | 3.80 (0.149) | 330 (12.99) | 16.4 (0.645) | 22.4 (0.881) | 1000 | 2250 | BC |
| 0.027 | CB057K0273+ -- | 7.20 (0.283) | 6.10 (0.240) | 4.00 (0.157) | 0.80 (0.032) | 24.0 (0.944) | 12.0 (0.472) | 4.80 (0.189) | 330 (12.99) | 16.4 (0.645) | 22.4 (0.881) | 1000 | 1800 | BC |
| 0.033 | CB057K0333+ -- | 7.20 (0.283) | 6.10 (0.240) | 4.80 (0.189) | 0.80 (0.032) | 16.0 (0.629) | 12.0 (0.472) | 5.23 (0.206) | 330 (12.99) | 16.4 (0.645) | 22.4 (0.881) | 1000 | 1100 | BC |
| 0.047 | CB167K0473+ -- | 10.5 (0.413) | 7.60 (0.299) | 3.80 (0.150) | 0.80 (0.032) | 24.0 (0.944) | 12.0 (0.472) | 3.93 (0.155) | 330 (12.99) | 24.4 (0.961) | 30.4 (1.196) | 500 | 1400 | BC |
| 0.056 | CB167K0563+ -- | 10.5 (0.413) | 7.60 (0.299) | 4.60 (0.181) | 0.80 (0.032) | 24.0 (0.944) | 12.0 (0.472) | 6.19 (0.244) | 330 (12.99) | 24.4 (0.961) | 30.4 (1.196) | 500 | 900 | BC |
| 0.068 | CB167K0683+ -- | 10.5 (0.413) | 7.60 (0.299) | 5.50 (0.216) | 0.80 (0.032) | 24.0 (0.944) | 12.0 (0.472) | 6.19 (0.244) | 330 (12.99) | 24.4 (0.961) | 30.4 (1.196) | 500 | 900 | BC |
| 0.082 | CB177K0823+ -- | 12.8 (0.503) | 10.2 (0.402) | 4.50 (0.177) | 0.80 (0.032) | 24.0 (0.944) | 16.0 (0.629) | 4.70 (0.185) | 330 (12.99) | 24.4 (0.961) | 30.4 (1.196) | 300 | 900 | BC |
| 0.100µF | CB177K0104+ -- | 12.8 (0.503) | 10.2 (0.402) | 4.60 (0.181) | 0.80 (0.032) | 24.0 (0.944) | 16.0 (0.629) | 4.70 (0.185) | 330 (12.99) | 24.4 (0.961) | 30.4 (1.196) | 300 | 900 | BC |

For other Values: upon request

Replace the + by the tolerance code: J = 5% or K = 10%

Replace the -- by the packaging suffix: -- = bulk

BA or BC = tape & reel

Film Chip Capacitors



PEN DIELECTRIC – CB Series

CAPACITANCE VALUES (CR) AND NOMINAL VOLTAGES (VR)



millimeters (inches)

| Capacitance Range (CR) | Ordering Code | VOLTAGE Vdc: 630V Vac: 250V | | | | | | | | | | | | |
|------------------------|----------------|--|-----------------|-----------------|-----------------|-----------------|-----------------|-----------------|-----------------|-----------------|-----------------|----------------|------|---------------|
| | | Chip Dimensions *Tolerances (page 6) | | | | Tape Dimensions | | | Reel Dimensions | | | Packaging Unit | | Reel Pkg Code |
| | | L | W | H max | T | W | P1 | K0 | A | W1 | W2 max | Bulk | Reel | |
| 0.120 | CB177K0124+ -- | 12.8 (0.503) | 10.2 (0.402) | 6.00 (0.236) | 0.80 (0.032) | 24.0 (0.944) | 16.0 (0.629) | 7.00 (0.275) | 330 (12.99) | 24.4 (0.961) | 30.4 (1.196) | 300 | 600 | BC |
| 0.15* | CB177K0154K -- | 12.8 (0.503) | 10.2 (0.402) | 6.90 (0.271) | 0.80 (0.032) | 24.0 (0.944) | 16.0 (0.629) | 7.00 (0.275) | 330 (12.99) | 24.4 (0.961) | 30.4 (1.196) | 300 | 600 | BC |
| 0.180 | CB187K0184+ -- | 15.3 (0.601) | 13.7 (0.539) | 5.60 (0.220) | 0.80 (0.032) | 24.0 (0.944) | 24.0 (0.944) | 6.30 (0.248) | 330 (12.99) | 24.4 (0.961) | 30.4 (1.196) | 300 | 400 | BC |
| 0.220 | CB187K0224+ -- | 15.3 (0.601) | 13.7 (0.539) | 6.00 (0.236) | 0.80 (0.032) | 24.0 (0.944) | 24.0 (0.944) | 6.30 (0.248) | 330 (12.99) | 24.4 (0.961) | 30.4 (1.196) | 300 | 400 | BC |

For other Values: upon request

Replace the + by the tolerance code: J = 5% or K = 10%

Replace the -- by the packaging suffix: -- = bulk

BA or BC = tape & reel

*Only available in tolerance ±10%

Film Chip Capacitors



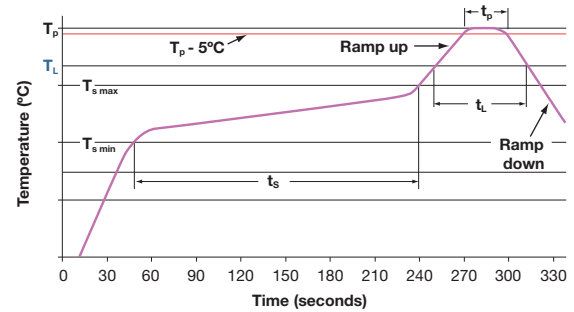
PEN DIELECTRIC – CB Series

MOUNTING AND SOLDERING RECOMMENDATIONS SOLDERING PROFILE

The capacitors can be mounted using infrared and vapor phase soldering following recommended below. They are NOT suitable for wave soldering.

All temperature refer to topside of the package, measured on the package body surface.

| Profile Feature | 1206 to 1812 | 2220 to 6054 |
|---|------------------|------------------|
| Ramp-Up (T_s max to T_p) | 3°C / second max | 3°C / second max |
| Preheat | | |
| - Temperature Min (T_s min) | 150°C | 150°C |
| - Temperature Min (T_s max) | 200°C | 200°C |
| - Time (t_s min to t_s max) | 180 sec. max | 180 sec. max |
| Time maintained above | | |
| - Temperature (T_L) | 217°C | 217°C |
| - Time (t_L) | 60 sec. max | 75 sec. max |
| Peak temperature (T_p) | 250°C | 255°C |
| Time within 5°C of peak temperature (t_p) | 10 sec. | 10 sec. |
| Ramp-Down | 6°C / sec. | 6°C / sec. |



*Reflow soldering referring to JEDEC Standard with some limitations
*JEDEC J-Std 020C

RECOMMENDED SOLDER PASTE THICKNESS

For optimum solderability, the recommended soldering paste thickness: 1206 to 2824 :150 to 200µm

In case of hand soldering, the temperature of the soldering iron should not be above 250°C. Special care must be taken to avoid touching the capacitor body with the iron tip.



PAD DIMENSIONS: millimeters (inches)

| Size Code | Case Size | A | B | C |
|-----------|-----------|--------------|--------------|--------------|
| 01 | 1206 | 1.30 (0.051) | 1.30 (0.051) | 2.20 (0.087) |
| 02 | 1210 | 2.00 (0.079) | 1.30 (0.051) | 2.20 (0.087) |
| 03 | 1812 | 3.00 (0.118) | 1.50 (0.059) | 3.50 (0.137) |
| 04 | 2220 | 5.00 (0.195) | 1.90 (0.075) | 4.50 (0.178) |
| 05 | 2824 | 6.00 (0.234) | 2.50 (0.098) | 5.70 (0.224) |
| 16 | 4030 | 7.50 (0.295) | 3.00 (0.118) | 8.00 (0.315) |
| 17 | 5040 | 11.2 (0.441) | 3.50 (0.137) | 10.3 (0.406) |
| 18 | 6054 | 14.6 (0.575) | 3.60 (0.147) | 12.6 (0.496) |

RECOMMENDED CLEANING

To clean flux from the PC board assembly, the recommended products are: ethanol, isopropyl alcohol, and deionized water wash. The cleaning products to avoid are: Toluene, Xylene, Trichloroethylene, Terpene Cleaner EC-7, surface active agent. In case of using another solvent, please contact us.

OTHER CAUTIONS

Flame retardancy: the dielectric film is not a flame retardant material.

Environment: contact us when chips are used in humid or gas atmosphere and /or when using resin.

Recommended handling: do not use edged tools, so not to damage the capacitors.

TIN WHISKERS TESTS : JEDEC STANDARD NO 22A121

| Stress Type | Ref. Spec. | Test Conditions | Analysis | Results |
|--|-------------|---|------------|---------|
| Temperature cycling | JESD22-A104 | -55°C +85(+10/-0)°C air 5 to 10 minutes soak 3 cycles/hour | SEM x 1000 | Pass |
| Ambient Temperature / Humidity Storage | | 30+/-2°C - 60+/-3% RH -2000H | SEM x 1000 | Pass |
| High Temperature / Humidity Storage | | 70+/-5°C - 93+3/-2% RH -1000H | SEM x 1000 | Pass |

Film Chip Capacitors



PEN DIELECTRIC – CB Series

ELECTRICAL CHARACTERISTICS VERSUS TEMPERATURE AND FREQUENCY

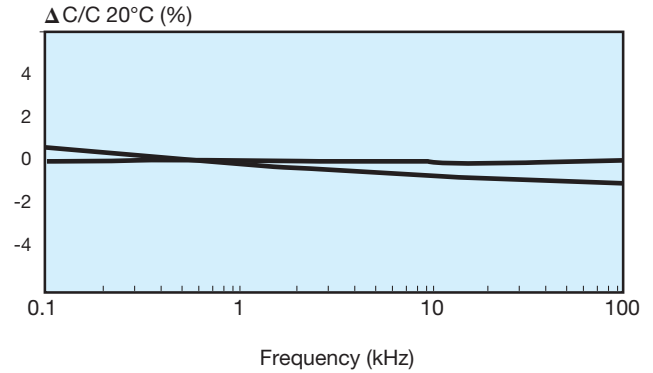
ELECTRICAL CHARACTERISTICS

Capacitance

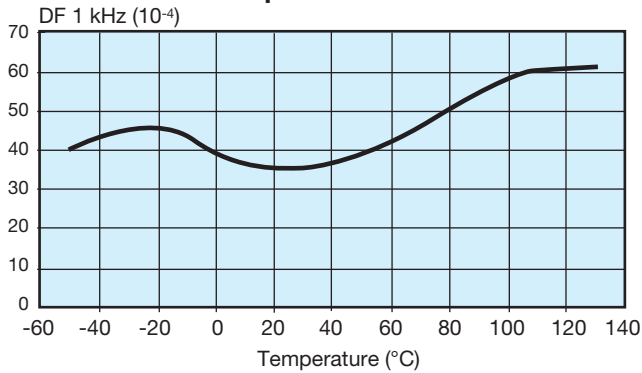


FREQUENCY CHARACTERISTICS

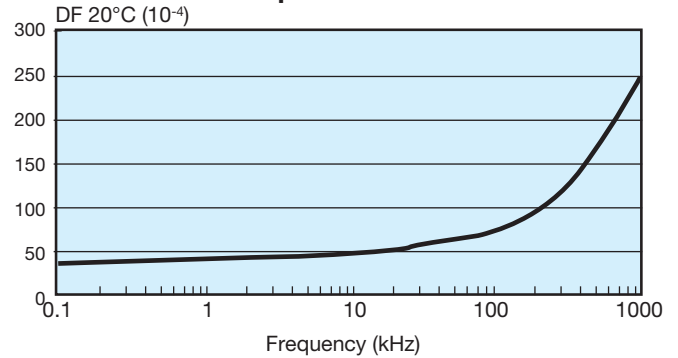
Capacitance



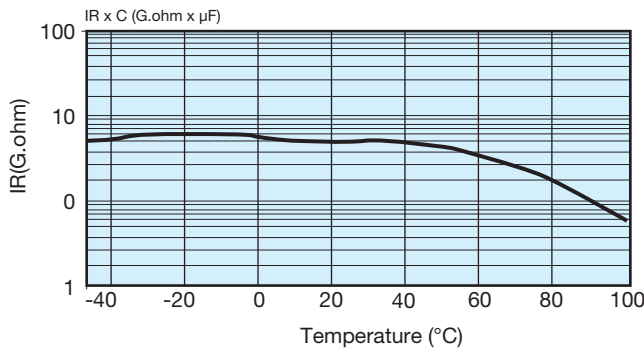
Dissipation Factor



Dissipation Factor



Insulation Resistance



Impedance



RMS VOLTAGE AND CURRENT VERSUS FREQUENCY

MAXIMUM VOLTAGE (V_{RMS}) AND CURRENT (I_{RMS}) VS FREQUENCY

Typical curves results from measurement carried out at ambient temperature (25°C) and sinusoidal wave-forms (for size CB01 to CB05)

63 Vdc / 40 Vac



63 Vdc / 40 Vac



100 Vdc / 63 Vac



100 Vdc / 63 Vac



250 Vdc / 160 Vac



250 Vdc / 160 Vac



RMS VOLTAGE AND CURRENT VERSUS FREQUENCY

MAXIMUM VOLTAGE (V_{RMS}) AND CURRENT (I_{RMS}) VS FREQUENCY

Typical curves results from measurement carried out at ambient temperature (25°C) and sinusoidal wave-forms (for size CB03 to CB05)

400 Vdc / 200 Vac



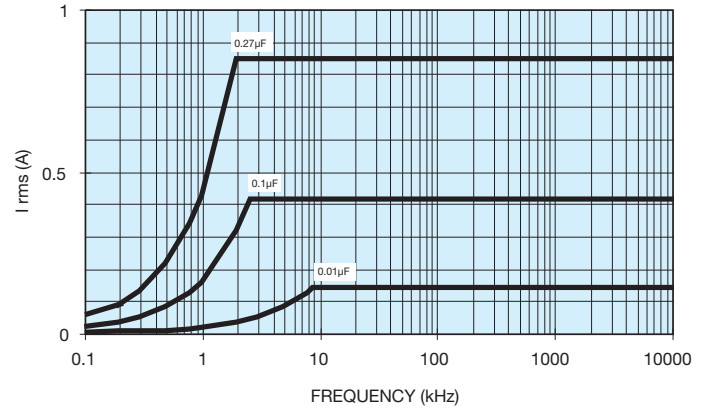
400 Vdc / 200 Vac



630 Vdc / 250 Vac



630 Vdc / 250 Vac



MAXIMUM PULSE RISE TIME (DV/DT)

| Voltage Range | 25 | 50 | 63 | 100 | 250 | 400 | 630 |
|---------------------|----|----|----|-----|-----|-----|-----|
| Dv/dt max. (V/µsec) | 15 | 40 | 40 | 50 | 150 | 200 | 250 |

Film Chip Capacitors



PEN DIELECTRIC – CB Series – RoHS

MATERIALS CONTROLLED BY ROHS (PPM BY WEIGHT):

| Mass / unit (g) | Lead | Mercury | Cadmium | Hexavalent Chromium | PBB | PBDE |
|-------------------------|------|---------|---------|---------------------|------|------|
| CB range | 0 | 0 | 0 | 0 | 0 | 0 |
| RoHS Limit (ppm) | 1000 | 1000 | 100 | 1000 | 1000 | 1000 |
| Pass/Fail | Pass | Pass | Pass | Pass | Pass | Pass |

This product has been tested and found to be compliant with all requirements, provisions, and exemptions of EU Directive 2002/95/EC of the European Parliament and Council of January 27, 2003. On the Restriction of use of certain Hazardous Substances (RoHS) in electrical and electronic equipment and EU Directive 2000/53/EC regarding ELV or End of Life Vehicle.

ROHS / ELV STATUS

External Plating
100% Matte Sn as standard

LEAD-FREE STATUS / MOISTURE SENSITIVITY RANKING

Pb Free Reflow Solder compliant, MSL = 3.
Reflow soldering referring to Jedec Standard with some limitations. Additional JESD-97 data to be phased in MSL e3 termination.

PRODUCT LABELING:

(For informational purposes only to be phased in on reel and container.)

PRODUCT TRACEABILITY:

Full internal material traceability by reference to unique lot number marked on reel and external package.

Pb Free:



RoHS Compliant:



Компания «Океан Электроники» предлагает заключение долгосрочных отношений при поставках импортных электронных компонентов на взаимовыгодных условиях!

Наши преимущества:

- Поставка оригинальных импортных электронных компонентов напрямую с производств Америки, Европы и Азии, а так же с крупнейших складов мира;
- Широкая линейка поставок активных и пассивных импортных электронных компонентов (более 30 млн. наименований);
- Поставка сложных, дефицитных, либо снятых с производства позиций;
- Оперативные сроки поставки под заказ (от 5 рабочих дней);
- Экспресс доставка в любую точку России;
- Помощь Конструкторского Отдела и консультации квалифицированных инженеров;
- Техническая поддержка проекта, помощь в подборе аналогов, поставка прототипов;
- Поставка электронных компонентов под контролем ВП;
- Система менеджмента качества сертифицирована по Международному стандарту ISO 9001;
- При необходимости вся продукция военного и аэрокосмического назначения проходит испытания и сертификацию в лаборатории (по согласованию с заказчиком);
- Поставка специализированных компонентов военного и аэрокосмического уровня качества (Xilinx, Altera, Analog Devices, Intersil, Interpoint, Microsemi, Actel, Aeroflex, Peregrine, VPT, Syfer, Eurofarad, Texas Instruments, MS Kennedy, Miteq, Cobham, E2V, MA-COM, Hittite, Mini-Circuits, General Dynamics и др.);

Компания «Океан Электроники» является официальным дистрибьютором и эксклюзивным представителем в России одного из крупнейших производителей разъемов военного и аэрокосмического назначения «JONHON», а так же официальным дистрибьютором и эксклюзивным представителем в России производителя высокотехнологичных и надежных решений для передачи СВЧ сигналов «FORSTAR».



JONHON

«JONHON» (основан в 1970 г.)

Разъемы специального, военного и аэрокосмического назначения:

(Применяются в военной, авиационной, аэрокосмической, морской, железнодорожной, горно- и нефтедобывающей отраслях промышленности)

«FORSTAR» (основан в 1998 г.)

ВЧ соединители, коаксиальные кабели, кабельные сборки и микроволновые компоненты:

(Применяются в телекоммуникациях гражданского и специального назначения, в средствах связи, РЛС, а так же военной, авиационной и аэрокосмической отраслях промышленности).



Телефон: 8 (812) 309-75-97 (многоканальный)

Факс: 8 (812) 320-03-32

Электронная почта: ocean@oceanchips.ru

Web: <http://oceanchips.ru/>

Адрес: 198099, г. Санкт-Петербург, ул. Калинина, д. 2, корп. 4, лит. А