

SEALED, ILLUMINATED SNAP-IN TOGGLE

LOW COST, SNAP-IN TOGGLE FOR WET & DUSTY ENVIRONMENTS, 1 & 2 POLES

The K4 series snap-in toggle switches are rugged, high performance sealed switches designed for use under severe conditions found in marine, appliance, heavy equipment and industrial control applications. They are totally sealed so the switch can withstand direct water spray and submersion, even during operation. Sealed to IP68S with an optional panel seal available, the K4 is also sealed to IP69K.

The K4 series is offered in single and double pole configurations. Toggle action includes 2 and 3-position, momentary and maintained operation in a combination of 13 variations.

Mounting is simple and quick; snaps into panel from the front. The OTTO snap-in design supports a variety of panel thicknesses with just one cutout size specified.

Existing unsealed applications are easily upgraded to sealed functionality because the K series drops into existing panel cutouts.

A choice of models are offered to handle current from 16 amps to low level electronic switching levels.



Single & Double Pole

LED, Neon or Incandescent Illumination

Features:

- Withstands direct water spray
- Sealed to IP68S and IP69K
- Fits industry standard panel openings for drop-in replacement of panel sealed & unsealed switches
- Snap-in feature accommodates a wide range of panel cutouts
- Switches up to 16 amps
- UV & solvent resistant
- Withstands extreme shock & vibration
- Legends & illuminated function indicators available
- 2 & 3-position, momentary, maintained action & center OFF
- RoHS/WEEE/Reach compliant

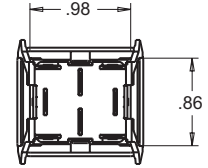
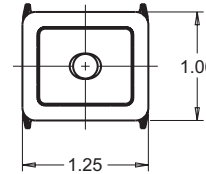
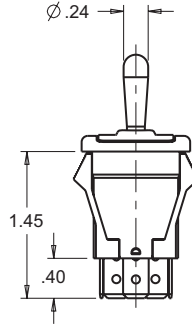
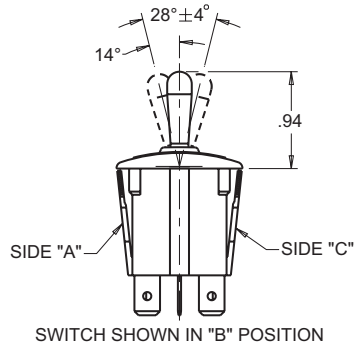

Standard Characteristics/Ratings:		
ELECTRICAL RATINGS:		
Load	Sea Level @ 28VDC or 125/250VAC, 60Hz	Cycles
Resistive	16A	25,000
Resistive	10A	50,000
Inductive	10A	25,000
Lamp	5A	25,000
Motor	0.5HP	25,000
DWV	1050Vrms except across light terminals	
Low Level	10mA @ 30mV	100,000
Electrical Life:	See Rating Chart	
LIGHTING:		
Light Source	Rating	
Incandescent	(VDC) 6V, 12V, 24V	
Neon	(VAC) 125V, 250V	
LED	(VDC) 2V, 6V, 12V, 24V	
Mechanical Life:	100,000 cycles	
Seal:	IP68S and IP69K	
Operating Temp Range:	-30°C to +85°C	
MATERIALS:		
Case:	Thermoplastic	
Toggle:	Stainless steel	
Terminals/Contact:	Brass, silver alloy with silver plate, gold plate for low level	
Terminal Hardware:	Screws and lockwashers provided when applicable K4 series recommended Quick Connect terminals: AMP 60253-2 for 12-16 AWG AMP 42100-2 for 14-18 AWG	
Mounting Hardware:	None provided	

SEALED, ILLUMINATED SNAP-IN TOGGLE

K4
SNAP-IN
TOGGLES

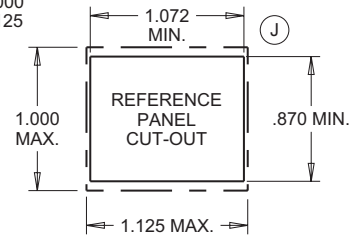
LOW COST, SNAP-IN TOGGLE FOR WET & DUSTY ENVIRONMENTS, 1 & 2 POLES

ROCKER SWITCHES



TERMINAL STYLES (.032 THICK)		
SCREW	QUICK CONNECT	SOLDER

MOUNTING OPENING: (J)
 PANEL THICKNESS RANGE OF .025 - .105 A GASKET IS RECOMMENDED
 PANEL THICKNESS RANGE OF .105 - .187 W/O GASKET
 PANEL OPENING: MIN. TYP. MAX.
 WIDTH .870 .937 1.000
 LENGTH 1.072 1.099 1.125

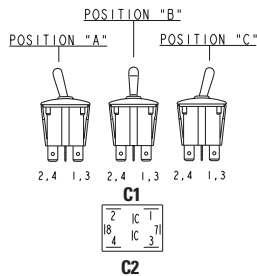


K4 SERIES PART NUMBER CODE

K4	X	X	X	X	X	X	X	X		
Terminal Style/ Switch Style	Actuator Style	Switch Action/Circuit			Circuit	Light Type		Lens Color	Light/Circuit Location	Legend & Orientation □
A. Quick Connect/ Standard	A. Bat Handle	A. 1-C1	POSITION "B" NONE	POSITION "C" OFF	SPST	A. No Light	Position "A"	Position "B"	A. No Legend	B.
B. Screw/Standard		B. 1-C1	NONE	2-C1	SPDT	B. 6V Incandescent	A. No Lens	B. Red	B.	C.
C. Solder/Standard		C. (1-C1)	NONE	OFF	SPST	C. 12V Incandescent	C. Green	C. Green	D.	E.
D. Quick Connect/ Low Level		D. (1-C1)	NONE	2-C1	SPDT	D. 24V Incandescent	D. Amber	D. Amber	F.	G.
E. Screw/Low Level		E. (1-C1)	OFF	(2-C1)	SPDT	E. 125VAC Neon	E. Clear	E. Clear	H.	J.
F. Solder/Low Level		F. (1-C1)	OFF	2-C1	SPDT	F. 250VAC Neon			I.	K.
		G. (1-C1)	OFF	2-C1	SPDT	G. 2V Red LED			L.	M.
		H. 1-C1/3-C2	NONE	OFF	DPST	H. 2V Green LED			N.	O.
		J. 1-C1/3-C2	NONE	2-C1/4-C2	DPDT	J. 2V Amber LED			P.	R.
		K. (1-C1)/(3-C2)	NONE	OFF	DPST	K. 6V Red LED			Q.	S.
		L. (1-C1)/(3-C2)	NONE	2-C1/4-C2	DPDT	L. 6V Green LED			T.	
		M. (1-C1)/(3-C2)	OFF	(2-C1)/(4-C2)	DPDT	M. 6V Amber LED				
		N. 1-C1/3-C2	OFF	2-C1/4-C2	DPDT	N. 12V Red LED				
		P. (1-C1)/(3-C2)	OFF	2-C1/4-C2	DPDT	P. 12V Green LED				
						Q. 12V Amber LED				
						R. 24V Red LED				
						S. 24V Green LED				
						T. 24V Amber LED				

NOTE: Contact factory for panel recommendations on switches with potting cups.

NOTE: () denotes momentary action.



Optional Panel Gasket:
 P/N 807038-1 0.062" thickness
 P/N 807038-2 0.031" thickness

K4 Connector P/N C801765

- NOTES:**
- No momentary switches with dependent lights.
 - Neon lamps only to be coded with clear or amber lenses.
 - LED lenses must be clear or same color as LED.
 - No legends on lamp side of switch.
 - No dependent light in OFF positions.
 - All legends printed on actuators without lens(es) will be white except actuator codes C, F, J, M & R.
 - All legends printed on lenses will be white except on clear lens(es) will be black.

NOTE: LED anode (+) terminal number shown in **bold**.

D = Dependent Light
I = Independent Light

① All legends are white. Legend cannot be on the same side as the lens.

ORDERING INFORMATION

Example: K4AAKEEABA specifies Q.C. terminals, standard rating; bat handle; DPST two position momentary ON, maintained OFF; 125VAC neon light; clear lens in positions "A", no lens in position "C"; dependent light ON in position "A", wired to terminals 1 & 7; no legend.

• K4 panel plugs available as shown on page 167.

K4 SCHEMATICS

<p>K4_A_A_ SPST - ON-NONE-OFF SCHEMATIC</p>	<p>K4_B_A_ SPST - ON-NONE-ON SCHEMATIC</p>	<p>K4_C_A_ SPST - (ON)-NONE-OFF SCHEMATIC</p>	<p>K4_D_A_ SPDT - (ON)-NONE-ON SCHEMATIC</p>	<p>K4_E_A_ SPDT - (ON)-OFF-(ON) SCHEMATIC</p>	<p>K4_F_A_ SPDT - ON-OFF-ON SCHEMATIC</p>
<p>K4_G_A_ SPDT - (ON)-OFF-ON SCHEMATIC</p>	<p>K4_H_A_ DPST - ON-NONE-OFF SCHEMATIC</p>	<p>K4_J_A_ DPDT - ON-NONE-ON SCHEMATIC</p>	<p>K4_K_A_ DPST - (ON)-NONE-OFF SCHEMATIC</p>	<p>K4_L_A_ DPDT - (ON)-NONE-ON SCHEMATIC</p>	<p>K4_M_A_ DPDT - (ON)-OFF-(ON) SCHEMATIC</p>
<p>K4_N_A_ DPDT - ON-OFF-ON SCHEMATIC</p>	<p>K4_P_A_ DPDT - (ON)-OFF-ON SCHEMATIC</p>	<p>GENERAL SCHEMATIC INFORMATION</p> <p>○ ○ INDICATES MAINTAIN ACTION (FIXED POSITION)</p> <p>▼ ○ INDICATES MOMENTARY ACTION (AUTOMATIC RETURN POSITION)</p>		<p>K4_F_B_ SPDT - ON-OFF-ON SCHEMATIC W/DEP LED IN "A"</p>	<p>K4_F_C_ SPDT - ON-OFF-ON SCHEMATIC W/DEP LED IN "C"</p>
<p>K4_F_D_ SPDT - ON-OFF-ON SCHEMATIC W/IND LED IN "A"</p>	<p>K4_F_E_ SPDT - ON-OFF-ON SCHEMATIC W/IND LED IN "C"</p>	<p>K4_F_F_ SPDT - ON-OFF-ON SCHEMATIC W/DEP LED IN "A" "C"</p>	<p>K4_F_G_ SPDT - ON-OFF-ON SCHEMATIC W/DEP LED IN "A" IND LED IN "C"</p>	<p>K4_F_H_ SPDT - ON-OFF-ON SCHEMATIC W/IND LED IN "A" DEP LED IN "C"</p>	<p>K4_F_J_ SPDT - ON-OFF-ON SCHEMATIC W/IND LED IN "A" IND LED IN "C"</p>
<p>K4_F_B_ SPDT - ON-OFF-ON SCHEMATIC W/DEP NEON BULB IN "A"</p>	<p>K4_F_C_ SPDT - ON-OFF-ON SCHEMATIC W/DEP NEON BULB IN "C"</p>	<p>K4_F_D_ SPDT - ON-OFF-ON SCHEMATIC W/IND NEON BULB IN "A"</p>	<p>K4_F_E_ SPDT - ON-OFF-ON SCHEMATIC W/IND NEON BULB IN "C"</p>	<p>K4_F_F_ SPDT - ON-OFF-ON SCHEMATIC W/DEP NEON BULB IN "A" "C"</p>	<p>K4_F_G_ SPDT - ON-OFF-ON SCHEMATIC W/DEP NEON IN "A" IND NEON IN "C"</p>
<p>K4_F_H_ SPDT - ON-OFF-ON SCHEMATIC W/IND NEON IN "A" DEP NEON IN "C"</p>	<p>K4_F_J_ SPDT - ON-OFF-ON SCHEMATIC W/IND NEON IN "A" "C" IND NEON IN "C"</p>	<p>K4_F_B_ SPDT - ON-OFF-ON SCHEMATIC W/DEP BULB IN "A"</p>	<p>K4_F_C_ SPDT - ON-OFF-ON SCHEMATIC W/DEP BULB IN "C"</p>	<p>K4_F_D_ SPDT - ON-OFF-ON SCHEMATIC W/IND BULB IN "A"</p>	<p>UNLESS OTHERWISE SPECIFIED DIMENSIONS ARE IN INCHES. TOLERANCES ARE AS LISTED. MUST BE FREE FROM BURRS AND SHARP EDGES</p> <p>TOLERANCES XX ±.03 .XXX ±.010 ANGLES ±2° DO NOT SCALE DRAWING</p>
<p>K4_F_E_ SPDT - ON-OFF-ON SCHEMATIC W/IND BULB IN "C"</p>	<p>K4_F_F_ SPDT - ON-OFF-ON SCHEMATIC W/DEP BULB IN "A" "C"</p>	<p>K4_F_G_ SPDT - ON-OFF-ON SCHEMATIC W/DEP BULB IN "A" IND BULB IN "C"</p>	<p>K4_F_H_ SPDT - ON-OFF-ON SCHEMATIC W/IND BULB IN "A" DEP BULB IN "C"</p>	<p>K4_F_J_ SPDT - ON-OFF-ON SCHEMATIC W/IND BULB IN "A" IND BULB IN "C"</p>	

Компания «Океан Электроники» предлагает заключение долгосрочных отношений при поставках импортных электронных компонентов на взаимовыгодных условиях!

Наши преимущества:

- Поставка оригинальных импортных электронных компонентов напрямую с производств Америки, Европы и Азии, а так же с крупнейших складов мира;
- Широкая линейка поставок активных и пассивных импортных электронных компонентов (более 30 млн. наименований);
- Поставка сложных, дефицитных, либо снятых с производства позиций;
- Оперативные сроки поставки под заказ (от 5 рабочих дней);
- Экспресс доставка в любую точку России;
- Помощь Конструкторского Отдела и консультации квалифицированных инженеров;
- Техническая поддержка проекта, помощь в подборе аналогов, поставка прототипов;
- Поставка электронных компонентов под контролем ВП;
- Система менеджмента качества сертифицирована по Международному стандарту ISO 9001;
- При необходимости вся продукция военного и аэрокосмического назначения проходит испытания и сертификацию в лаборатории (по согласованию с заказчиком);
- Поставка специализированных компонентов военного и аэрокосмического уровня качества (Xilinx, Altera, Analog Devices, Intersil, Interpoint, Microsemi, Actel, Aeroflex, Peregrine, VPT, Syfer, Eurofarad, Texas Instruments, MS Kennedy, Miteq, Cobham, E2V, MA-COM, Hittite, Mini-Circuits, General Dynamics и др.);

Компания «Океан Электроники» является официальным дистрибьютором и эксклюзивным представителем в России одного из крупнейших производителей разъемов военного и аэрокосмического назначения «**JONHON**», а так же официальным дистрибьютором и эксклюзивным представителем в России производителя высокотехнологичных и надежных решений для передачи СВЧ сигналов «**FORSTAR**».



JONHON

«**JONHON**» (основан в 1970 г.)

Разъемы специального, военного и аэрокосмического назначения:

(Применяются в военной, авиационной, аэрокосмической, морской, железнодорожной, горно- и нефтедобывающей отраслях промышленности)

«**FORSTAR**» (основан в 1998 г.)

ВЧ соединители, коаксиальные кабели,
кабельные сборки и микроволновые компоненты:

(Применяются в телекоммуникациях гражданского и специального назначения, в средствах связи, РЛС, а так же военной, авиационной и аэрокосмической отраслях промышленности).



Телефон: 8 (812) 309-75-97 (многоканальный)

Факс: 8 (812) 320-03-32

Электронная почта: ocean@oceanchips.ru

Web: <http://oceanchips.ru/>

Адрес: 198099, г. Санкт-Петербург, ул. Калинина, д. 2, корп. 4, лит. А