


SERIES: CBM-75B | **DESCRIPTION:** DC BLOWER

FEATURES

- ball bearing design
- multiple speed options for different cooling needs
- 75 x 75 mm frame
- auto restart protection standard on all models



| MODEL | input voltage | | input current ¹ | input power ¹ | rated speed ¹ | air flow ² | static pressure ³ | noise ⁴ |
|---------------|---------------|-------------|----------------------------|--------------------------|--------------------------|-----------------------|------------------------------|--------------------|
| | rated (Vdc) | range (Vdc) | max (mA) | max (W) | typ (RPM±10%) | (CFM) | (inch H ₂ O) | max (dBA) |
| CBM-7530B-119 | 12 | 6~13.8 | 80 | 1.0 | 1900 | 7.5 | 0.15 | 28.0 |
| CBM-7530B-124 | 12 | 6~13.8 | 130 | 1.6 | 2400 | 9.6 | 0.27 | 33.9 |
| CBM-7530B-130 | 12 | 6~13.8 | 230 | 2.8 | 3000 | 12.3 | 0.48 | 40.5 |
| CBM-7530B-134 | 12 | 6~13.8 | 300 | 3.6 | 3400 | 13.6 | 0.60 | 43.5 |
| CBM-7530B-219 | 24 | 10~27.6 | 50 | 1.2 | 1900 | 7.5 | 0.15 | 28.0 |
| CBM-7530B-224 | 24 | 10~27.6 | 80 | 1.9 | 2400 | 9.6 | 0.27 | 33.9 |
| CBM-7530B-230 | 24 | 10~27.6 | 140 | 3.4 | 3000 | 12.3 | 0.48 | 40.5 |
| CBM-7530B-234 | 24 | 10~27.6 | 170 | 4.1 | 3400 | 13.6 | 0.60 | 43.5 |

- Notes:
1. At rated voltage, 25°C, 0 inch H₂O static pressure, after 10 minutes
 2. As per AMCA 210 or DIN 24163, at rated voltage, stabilized RPM, 0 inch H₂O static pressure
 3. As per AMCA 210 or DIN 24163, at rated voltage, stabilized RPM, 0 CFM airflow.
 4. Measured in a semi-anechoic chamber with background noise < 15 dBA at 1 m from the fan intake.
 5. All specifications are measured at 25°C, 65% relative humidity unless otherwise specified.

INPUT

| parameter | conditions/description | min | typ | max | units |
|-------------------------|------------------------|-----|-----|------|-------|
| operating input voltage | 12 Vdc input models | 6 | 12 | 13.8 | Vdc |
| | 24 Vdc input models | 10 | 24 | 27.6 | Vdc |
| starting voltage | 12 Vdc input models | | 6 | | Vdc |
| | 24 Vdc input models | | 10 | | Vdc |

PERFORMANCE¹

| parameter | conditions/description | min | typ | max | units |
|-----------------|--|------|-----|------|-----------------------|
| rated speed | at rated voltage, 25°C, after 10 minutes | 1900 | | 3400 | RPM |
| air flow | at 0 inch H ₂ O, see performance curves | 7.5 | | 13.6 | CFM |
| static pressure | at 0 CFM, see performance curves | 0.15 | | 0.60 | inch H ₂ O |
| noise | at 1 m | 28.0 | | 43.5 | dBA |

Note: 1. See Model section on page 1 for specific values.

PROTECTIONS

| parameter | conditions/description | min | typ | max | units |
|--------------|---|-----|-----|-----|-------|
| auto restart | when the fan motor is locked by an external force, the device will temporarily turn off electrical power to the motor and restart automatically when the locked rotor condition is released | | | | |

SAFETY & COMPLIANCE

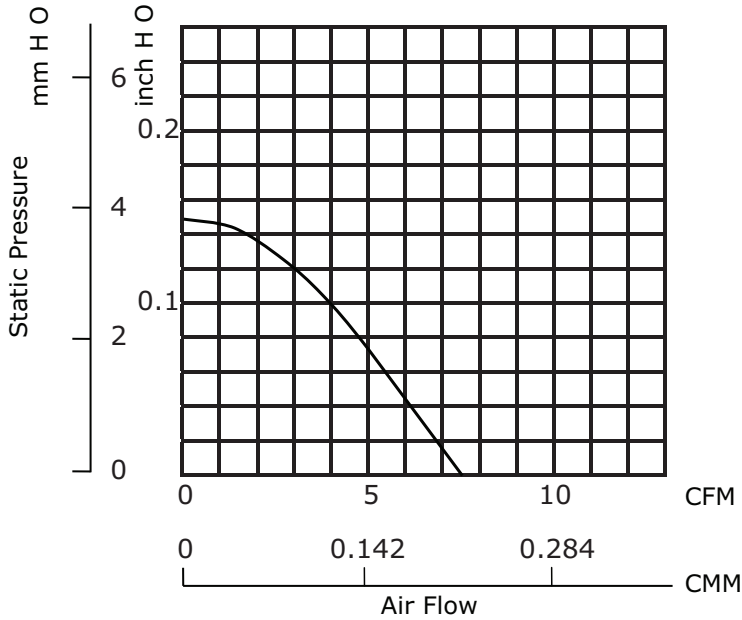
| parameter | conditions/description | min | typ | max | units |
|--------------------------------|---|-----|--------|-----|-------|
| insulation resistance of frame | at 500 Vdc between internal stator and positive lead wire | 10 | | | MΩ |
| dielectric strength | apply 500 Vac for 1 minute between housing and positive lead wire | | | | |
| safety approvals | UL/cUL 507, TUV (EN 60950-1) | | | | |
| EMI/EMC | EN 61000-6-1:2007, EN 61000-6-3:2007+A1 | | | | |
| life expectancy | at 40°C, 65% RH | | 70,000 | | hours |
| RoHS | 2011/65/EU | | | | |

ENVIRONMENTAL

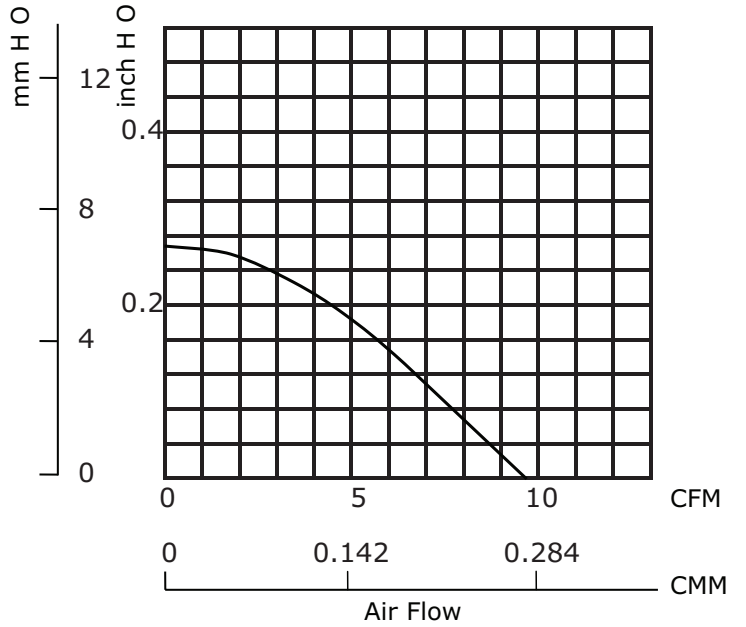
| parameter | conditions/description | min | typ | max | units |
|-----------------------|------------------------|-----|-----|-----|-------|
| operating temperature | | -10 | | 70 | °C |
| storage temperature | | -40 | | 70 | °C |

PERFORMANCE CURVES

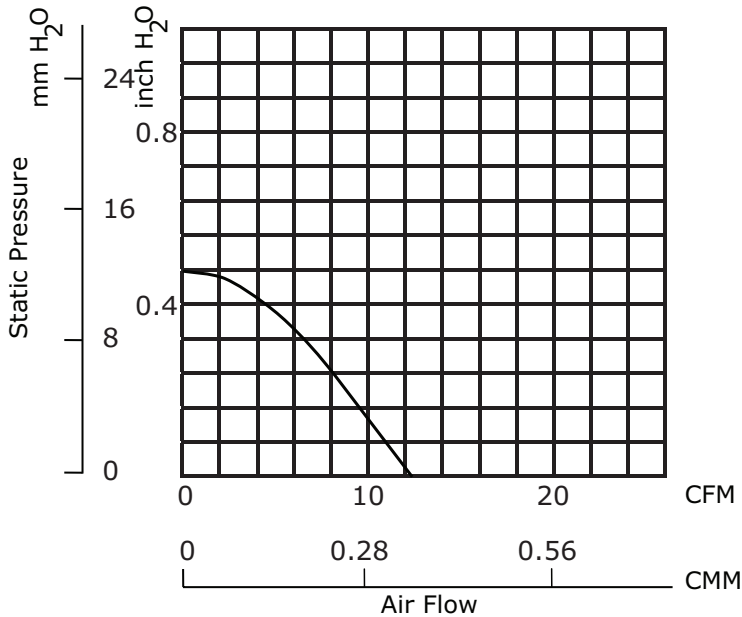
CBM-7530B-119



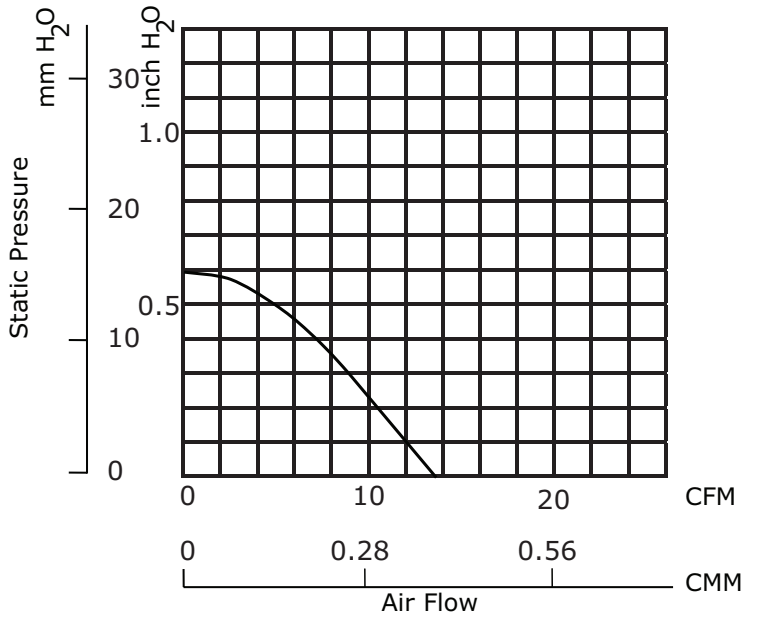
CBM-7530B-124



CBM-7530B-130

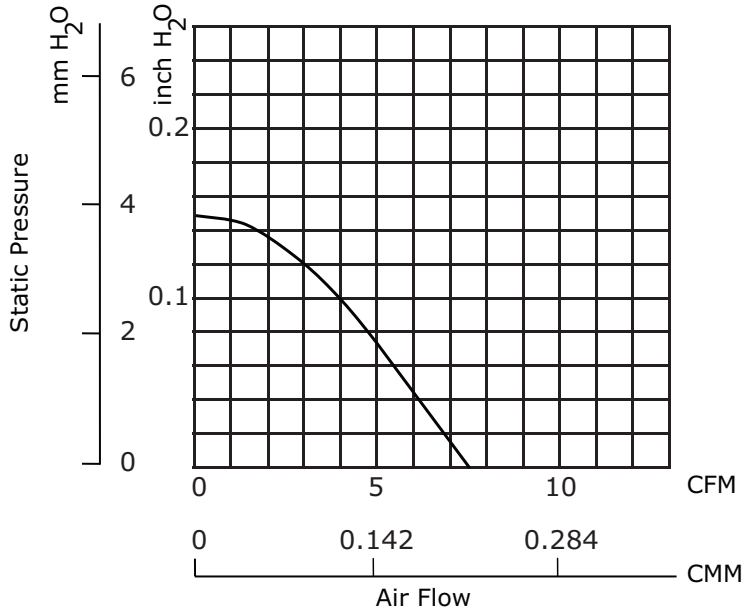


CBM-7530B-134

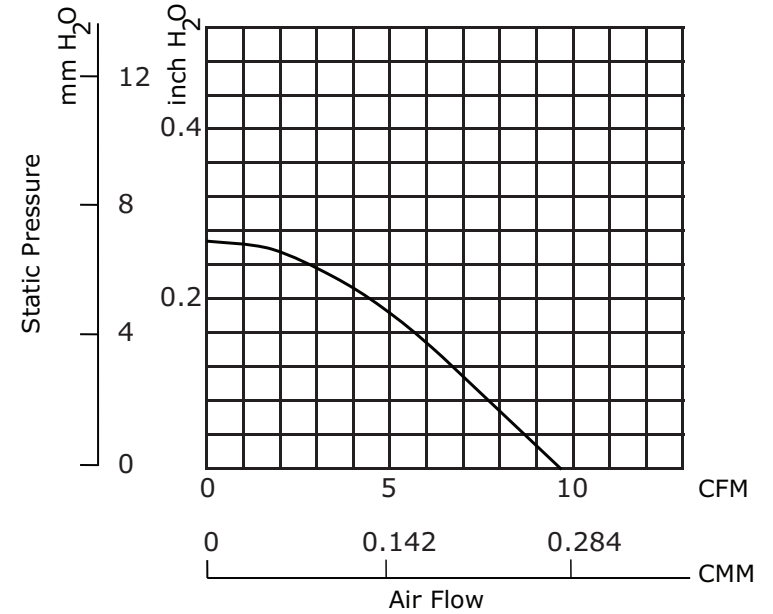


PERFORMANCE CURVES (CONTINUED)

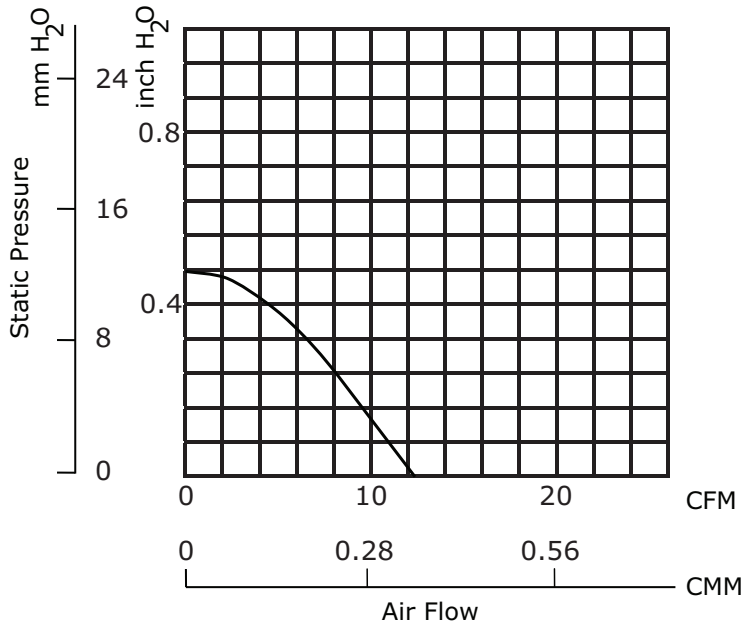
CBM-7530B-219



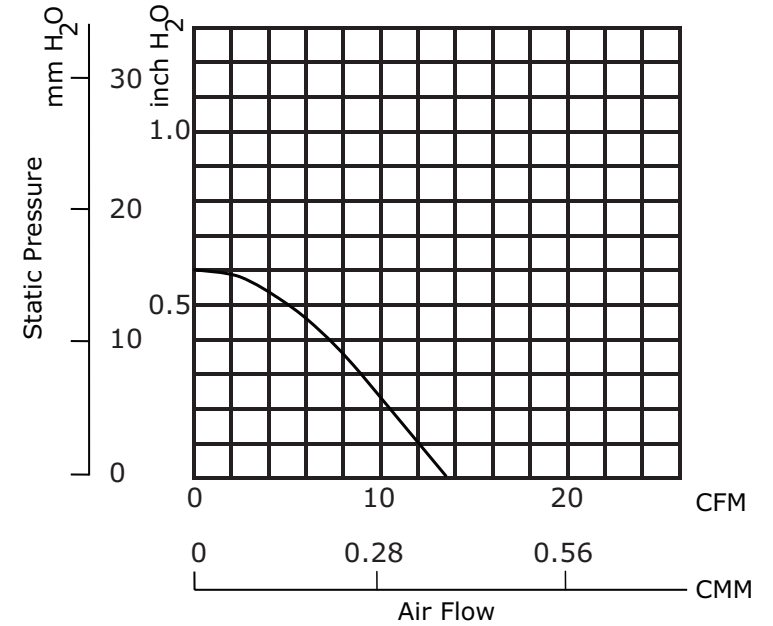
CBM-7530B-224



CBM-7530B-230



CBM-7530B-234



MECHANICAL

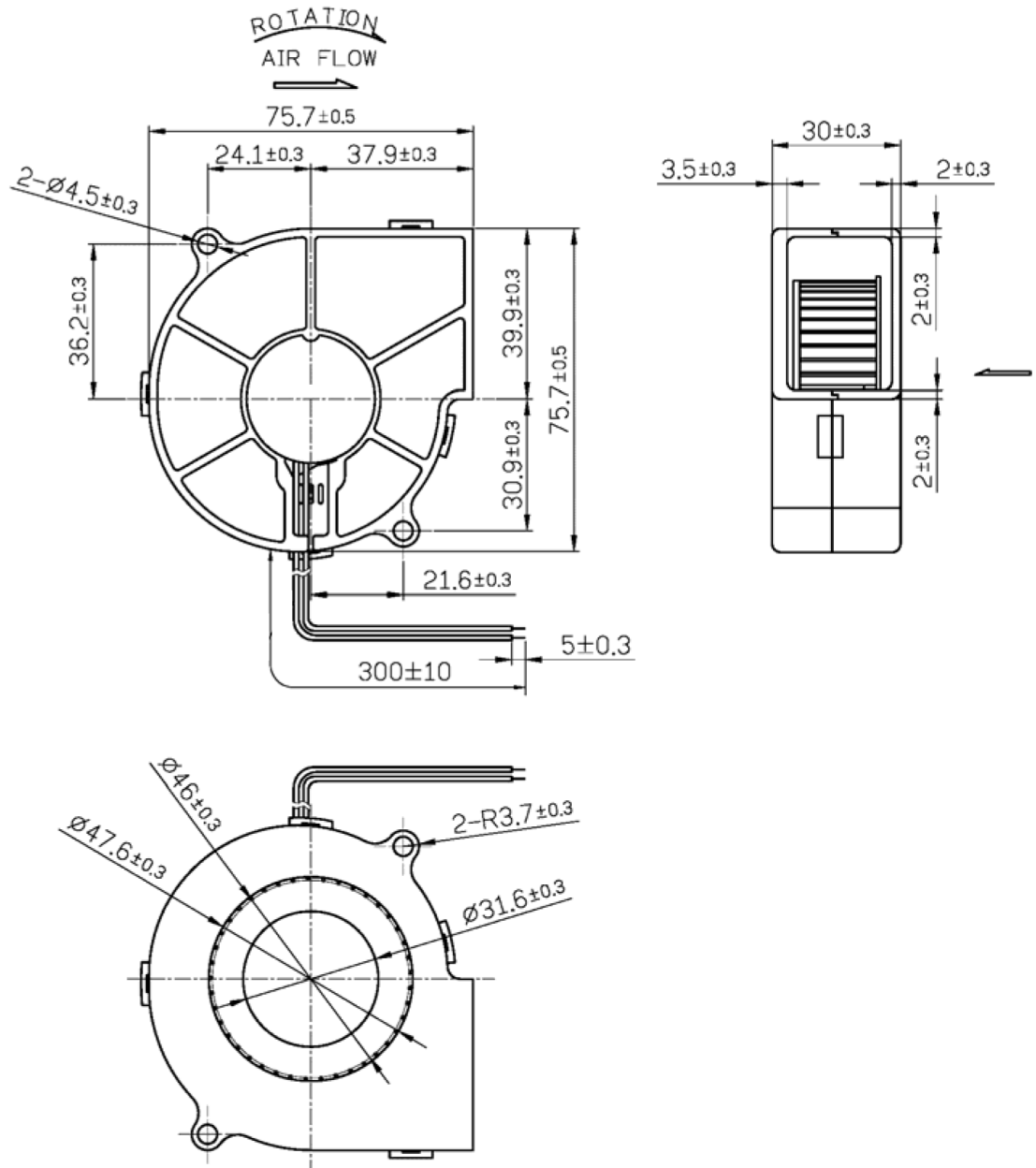
| parameter | conditions/description | min | typ | max | units |
|-----------------------|--|-----|------|-----|-------|
| motor | 4 pole DC brushless | | | | |
| bearing system | ball bearing | | | | |
| direction of rotation | counter-clockwise viewed from front of fan blade | | | | |
| dimensions | 75.7 x 75.7 x 30 | | | | mm |
| material | PBT (UL94V-0) | | | | |
| weight | | | 86.5 | | g |

MECHANICAL DRAWING

units: mm

wire: UL 1007, 26 AWG

| WIRE CONNECTIONS | |
|------------------|----------|
| Wire Color | Function |
| Red | +Vin |
| Black | -Vin |



SAFETY CONSIDERATIONS

1. Do not use or operate this fan in excess of the limitations set forth in this specification. CUI is not responsible for the non-performance of this fan and/or any damages resulting from its use, if it is not used or operated in accordance with the specifications.
2. CUI recommends adding a protection circuit to the product or application in which this fan is installed, such as a thermo-fuse, or current fuse or thermo-protector. The failure to use such a device may result in smoke, fire, electric shock by insulation degradation in cases of motor lead short circuit, overload, or over voltage, and/or other failure.
3. CUI recommends installing a protection device to the product or application in which this fan is installed if there is a possibility of reverse connection between Vdc (+) and GND (-). The failure to install such a device may result in smoke, fire, and/or destruction, although these conditions may not manifest immediately.
4. This fan must be installed and used in compliance with all applicable safety standards and regulations.
5. Use proper care when handling and/or installing this fan. Improper handling of installation of this fan may cause damage that could result in unsafe conditions.
6. Use proper care during installation and/or wiring. Failure to use proper care may cause damage to certain components of the fan including, but not limited to, the coil and lead wires, which could result in smoke and/or fire.
7. Do not use power or ground PWM to control the fan speed. If the fan speed needs to be adjusted, please contact CUI to customize the product design for your application.
8. For critical or extreme environments, including non-stop operation, please contact CUI and we will gladly provide assistance with your product selection to ensure an appropriate cooling product for your application.
9. When building your device, please examine thoroughly any variation of EMC, temperature rise, life data, quality, etc. of this product by shock/drop/vibration testing, etc. If there are any problems or accidents in connection with this product, it should be mutually discussed and examined.
10. Use proper care when handling these fans. Components such as fan holders or bearings may be damaged, if touched with fingers or other objects. Additionally, static electricity (ESD) may damage internal circuits of the fan.
11. Do not operate these fans in proximity to hazardous materials such as organic silicon, cyanogens, formalin, phenol, or corrosive gas environments including, but not limited to, H₂S, SO₂, NO₂, or Cl₂.
12. CUI recommends that you protect these fans from exposure to outside elements such as dust, condensation, humidity, or insects. Exposure of this fan to such elements may affect its performance and may cause safety hazards. CUI does not warrant against damage to the product caused by outside elements.
13. The fans must be installed properly and securely. Improper mounting may cause harsh resonance, vibration, and noise.
14. Do not store these fans in an environment with high humidity. These fans must be stored in accordance with the specified storage temperature.
15. CUI reserves the right to use components from multiple sources at its discretion. The use of components from other sources will not affect the specifications as described herein.
16. The life expectancy of these fans has not been evaluated for use in combination with any end application. Therefore, the life expectancy that relate to these fans are only for reference.

REVISION HISTORY

| rev. | description | date |
|------|-----------------|------------|
| 1.0 | initial release | 08/02/2017 |

The revision history provided is for informational purposes only and is believed to be accurate.



CUI INC[®]

Headquarters
20050 SW 112th Ave.
Tualatin, OR 97062
800.275.4899

Fax 503.612.2383
cui.com
techsupport@cui.com

CUI offers a one (1) year limited warranty. Complete warranty information is listed on our website.

CUI reserves the right to make changes to the product at any time without notice. Information provided by CUI is believed to be accurate and reliable. However, no responsibility is assumed by CUI for its use, nor for any infringements of patents or other rights of third parties which may result from its use.

CUI products are not authorized or warranted for use as critical components in equipment that requires an extremely high level of reliability. A critical component is any component of a life support device or system whose failure to perform can be reasonably expected to cause the failure of the life support device or system, or to affect its safety or effectiveness.

Компания «Океан Электроники» предлагает заключение долгосрочных отношений при поставках импортных электронных компонентов на взаимовыгодных условиях!

Наши преимущества:

- Поставка оригинальных импортных электронных компонентов напрямую с производств Америки, Европы и Азии, а так же с крупнейших складов мира;
- Широкая линейка поставок активных и пассивных импортных электронных компонентов (более 30 млн. наименований);
- Поставка сложных, дефицитных, либо снятых с производства позиций;
- Оперативные сроки поставки под заказ (от 5 рабочих дней);
- Экспресс доставка в любую точку России;
- Помощь Конструкторского Отдела и консультации квалифицированных инженеров;
- Техническая поддержка проекта, помощь в подборе аналогов, поставка прототипов;
- Поставка электронных компонентов под контролем ВП;
- Система менеджмента качества сертифицирована по Международному стандарту ISO 9001;
- При необходимости вся продукция военного и аэрокосмического назначения проходит испытания и сертификацию в лаборатории (по согласованию с заказчиком);
- Поставка специализированных компонентов военного и аэрокосмического уровня качества (Xilinx, Altera, Analog Devices, Intersil, Interpoint, Microsemi, Actel, Aeroflex, Peregrine, VPT, Syfer, Eurofarad, Texas Instruments, MS Kennedy, Miteq, Cobham, E2V, MA-COM, Hittite, Mini-Circuits, General Dynamics и др.);

Компания «Океан Электроники» является официальным дистрибьютором и эксклюзивным представителем в России одного из крупнейших производителей разъемов военного и аэрокосмического назначения «JONHON», а так же официальным дистрибьютором и эксклюзивным представителем в России производителя высокотехнологичных и надежных решений для передачи СВЧ сигналов «FORSTAR».



JONHON

«JONHON» (основан в 1970 г.)

Разъемы специального, военного и аэрокосмического назначения:

(Применяются в военной, авиационной, аэрокосмической, морской, железнодорожной, горно- и нефтедобывающей отраслях промышленности)

«FORSTAR» (основан в 1998 г.)

ВЧ соединители, коаксиальные кабели, кабельные сборки и микроволновые компоненты:

(Применяются в телекоммуникациях гражданского и специального назначения, в средствах связи, РЛС, а так же военной, авиационной и аэрокосмической отраслях промышленности).



Телефон: 8 (812) 309-75-97 (многоканальный)

Факс: 8 (812) 320-03-32

Электронная почта: ocean@oceanchips.ru

Web: <http://oceanchips.ru/>

Адрес: 198099, г. Санкт-Петербург, ул. Калинина, д. 2, корп. 4, лит. А