




Multiprotocol wireless 32-bit MCU Arm[®]-based Cortex[®]-M4 with FPU, Bluetooth[®] Low Energy and 802.15.4 radio solution

Data brief - preliminary data

Features

- Includes ST state-of-the-art patented technology
 - Radio
 - 2.4 GHz RF transceiver supporting Bluetooth[®] specification v5.0 and IEEE 802.15.4-2011 PHY and MAC
 - RX Sensitivity: -96 dBm (Bluetooth[®] Low Energy at 1 Mbps), -100 dBm (802.15.4)
 - Programmable output power up to +6 dBm with 1 dB steps
 - Integrated balun to reduce BOM
 - Support for 2 Mbps
 - Dedicated Arm[®] 32-bit Cortex[®]-M0+ CPU for real-time Radio layer
 - Accurate RSSI to enable power control
 - Compliant with radio frequency regulations ETSI EN 300 328, EN 300 440, FCC CFR47 Part 15 and ARIB STD-T66
 - Ultra-low-power platform
 - 1.71 V to 3.6 V power supply
 - -40 °C to 85 / 105 °C temperature ranges
 - 30 nA shutdown mode
 - 600 nA Standby mode + RTC + 32 KB RAM
 - 1.8 µA Stop mode + RTC + 256 KB RAM
 - Active-mode MCU + RF (SMPS ON): < 50 µA/MHz
 - RX: 3.8 mA
 - TX at 0 dBm: 5.5 mA
 - Core: Arm[®] 32-bit Cortex[®]-M4 CPU with FPU, Adaptive real-time accelerator (ART Accelerator[™]) allowing 0-wait-state execution from Flash memory, frequency up to 64 MHz, MPU, 80 DMIPS and DSP instructions
 - Supply and Reset management
 - High efficiency embedded SMPS step-down converter
- | | | |
|---|---|---|
|  |  |  |
| UFQFPN48 | VFQFPN68 | WLCSP100 |
| 7 mm x 7 mm solder pad | 8 mm x 8 mm solder pad | 0.4 mm pitch |
- Ultra-safe, low-power BOR (brownout reset) with five selectable thresholds
 - Ultra-low-power POR/PDR
 - Programmable voltage detector (PVD)
 - V_{BAT} mode with RTC and backup registers
 - Clock sources
 - 32 MHz crystal oscillator with integrated trimming capacitors (Radio and CPU clock)
 - 32 kHz crystal oscillator for RTC (LSE)
 - Internal low-power 32 kHz (±5%) RC (LSI1)
 - Internal low-power 32 kHz (stability ±500 ppm) RC (LSI2)
 - Internal multispeed 100 kHz to 48 MHz oscillator, auto-trimmed by LSE (better than ±0.25 % accuracy)
 - High Speed internal 16 MHz factory trimmed RC (±1%)
 - 2x PLL for system clock, USB, SAI and ADC
 - Memories
 - Up to 1 MB Flash memory with sector protection (PCROP) against R/W operations, enabling authentic Bluetooth[®] Low Energy and 802.15.4 SW stack
 - Up to 256 KB RAM, including 64 KB with hardware parity check
 - 20x32-bit Backup Register
 - Boot loader supporting, USART, SPI, I2C and USB interfaces
 - OTA (Over the Air) Bluetooth[®] Low Energy and 802.15.4 update
 - Quad SPI memory interface with XIP

- Rich Analog peripherals (down to 1.62 V)
 - 12-bit ADC 4.26MSPS, up to 16-bit with hardware oversampling, 200 μ A/MSPS
 - 2x ultra-low-power comparator
 - Accurate 2.5 V or 2.048 V reference voltage buffered output
- System peripherals
 - Inter Processor Communication Controller (IPCC) for communication with Bluetooth[®] Low Energy and 802.15.4
 - HW semaphores for resources sharing between CPUs
 - 2x DMA controllers (7x channels each) supporting ADC, SPI, I2C, USART, QSPI, SAI, AES, Timers
 - 1x USART (ISO 7816, IrDA, SPI Master, Modbus and Smartcard mode)
 - 1x LPUART (Low Power)
 - 2x SPI 32 Mbit/s
 - 2x I2C (SMBus/PMBus)
 - 1x SAI (dual channels)
 - 1x USB 2.0 FS device, crystal-less, BCD and LPM
 - Touch Sensing controller, up to 28 channels
 - LCD 8x40 with step-up converter
 - 1x 16-bit, four channels advanced timer
 - 2x 16-bits, two channels timer
 - 1x 32-bits, four channels timer
 - 2x 16-bits ultra-low-power timer
 - 1x independent SysTick
 - 1x independent watchdog
 - 1x window watchdog
- Security & ID
 - Secure Firmware Installation (SFI) for Bluetooth[®] Low Energy and 802.15.4 SW stack
 - 3x Hardware Encryption AES maximum 256-bit for the application, the Bluetooth[®] Low Energy and IEEE802.14.5
 - Customer key storage / key manager services
 - HW Public Key Authority (PKA)
 - Cryptographic algorithms: RSA, Diffie-Hellman, ECC over GF(p)
 - True random number generator (RNG)
 - Sector protection against R/W operation (PCROP)
 - CRC calculation unit
 - 96-bit unique ID
 - 64-bit unique ID. Possibility to derive 802.15.5 64-bit and Bluetooth[®] Low Energy 48-bit EUI
- Up to 72 fast I/Os, 70 of them 5 V-tolerant
- Development support
 - Serial wire debug (SWD), JTAG for the Application processor
 - Application cross trigger with input and output
 - Embedded Trace Macrocell[™] for application
- All packages are ECOPACK2[®] compliant

Table 1. Device summary

Reference	Part numbers
STM32WB55xx	STM32WB55CC, STM32WB55RC, STM32WB55VC STM32WB55CE, STM32WB55RE, STM32WB55VE STM32WB55CG, STM32WB55RG, STM32WB55VG

1 Introduction

This data brief provides information on the STM32WB55xx microcontrollers.

For information on the Arm^{®(a)} Cortex[®]-M4 and Cortex[®]-M0+ cores, refer, respectively, to the Cortex[®]-M4 Technical Reference Manual and to the Cortex[®]-M0+ Technical Reference Manual, both available from the www.arm.com website.

For information on 802.15.4 refer to the IEEE website (www.ieee.org).

For information on Bluetooth[®] refer to www.bluetooth.com.



arm

a. Arm is a registered trademark of Arm Limited (or its subsidiaries) in the US and/or elsewhere.

2 Description

The STM32WB55xx multiprotocol wireless and ultra-low-power devices embed a powerful and ultra-low-power radio compliant with the Bluetooth® Low Energy SIG specification v5.0 and with IEEE 802.15.4-2011. They contain a dedicated Arm® Cortex® -M0+ for performing all the real-time low layer operation.

The STM32WB55xx devices are designed to be extremely low-power and are based on the high-performance Arm® Cortex®-M4 32-bit RISC core operating at a frequency of up to 64 MHz. The Cortex®-M4 core features a Floating point unit (FPU) single precision that supports all Arm® single-precision data-processing instructions and data types. It also implements a full set of DSP instructions and a memory protection unit (MPU) that enhances application security.

Enhanced inter-processor communication is provided by the IPCC with six bidirectional channels. The HSEM provides hardware semaphores used to share common resources between the two processors.

The STM32WB55xx devices embed high-speed memories (Flash memory up to 1 Mbyte, up to 256 Kbyte of SRAM), a Quad-SPI Flash memory interface (available on all packages) and an extensive range of enhanced I/Os and peripherals.

Direct data transfer between memory and peripherals and from memory to memory is supported by 14 DMA channels with a full flexible channel mapping by the DMAMUX peripheral.

The STM32WB55xx devices embed several mechanisms for embedded Flash memory and SRAM: readout protection, write protection and proprietary code readout protection. Portions of the memory can be secured for Cortex® -M0+ exclusive access.

The two AES encryption engines, PKA and RNG enable lower layer MAC and upper layer cryptography. A customer key storage feature may be used to keep the keys hidden.

The devices offer one fast 16-bit ADC and two ultra-low-power comparators associated with a high accuracy reference voltage generator.

The STM32WB55xx devices embed a low-power RTC, one advanced 16-bit timer, one general-purpose 32-bit timer, two general-purpose 16-bit timers, and two 16-bit low-power timers.

In addition, up to 28 capacitive sensing channels are available. The devices also embed an integrated LCD driver up to 8x40 or 4x44, with internal step-up converter.

They also feature standard and advanced communication interfaces:

- one USART (ISO 7816, IrDA, Modbus and Smartcard mode)
- one Low Power UART (LPUART)
- two I2C (SMBus/PMBus)
- two SPI (up to 32 MHz)
- one Serial Audio Interface with two channels and three PDMs (SAI)
- one USB 2.0 FS device with embedded crystal-less oscillator, supporting BCD and LPM
- one Quad-SPI with Execute in Place (XIP) capability

The STM32WB55xx operate in the -40 to +105 °C (+125 °C junction) temperature range from a 1.71 to 3.6 V power supply. A comprehensive set of power-saving modes enables the design of low-power applications.

The STM32WB55xx integrate a high efficiency SMPS step-down converter. It includes independent power supplies for analog input for ADC and comparators, as well as a 3.3 V dedicated supply input for USB.

A V_{BAT} dedicated supply allows the devices to back up the LSE 32.768KHz oscillator, the RTC and the backup registers, thus enabling the STM32WB55xx to supply these functions even if the main V_{DD} is not present through a CR2032-like battery, a Supercap or a small rechargeable battery.

The STM32WB55xx family offers three packages, from 48 to 100 pins.

Table 2. STM32WB55xx family device features and peripheral counts

Feature		STM32WB55Cx			STM32WB55Rx			STM32WB55Vx		
Flash memory density		256 KB	512 KB	1 MB	256 KB	512 KB	1 MB	256 KB	512 KB	1 MB
SRAM density		128 KB	256 KB	256 KB	128 KB	256 KB	256 KB	128 KB	256 KB	256 KB
BLE		V5.0 (2 Mbps)								
802.15.4		Yes								
Timers	Advanced	1 (16 bits)								
	General purpose	2 (16 bits) + 1 (32 bits)								
	Low power	2 (16 bits)								
	SysTick	1								
Comm interface	SPI	1			2					
	I2C	2								
	USART ⁽¹⁾	1								
	LPUART	1								
	SAI	2 channels								
	USB FS	Yes								
	QSPI	1								
RTC		1								
Tamper pin		1			3					
Wakeup pin		2			5					
LCD, COMxSEG		Yes, 4x13			Yes, 7x23 or 4x26			Yes, 8x40 or 4x44		
GPIOs		30			49			72		
Capacitive sensing		1x4			3x4			7x4		
16-bit ADC Number of channels		13 channels (incl. 3 internal)			19 channels (incl. 3 internal)					
Internal V _{ref}		No			Yes					
Analog comparator		2								
Max CPU frequency		64 MHz								

Table 2. STM32WB55xx family device features and peripheral counts (continued)

Feature	STM32WB55Cx	STM32WB55Rx	STM32WB55Vx
Operating temperature	Ambient operating temperature: -40 to +105 °C Junction temperature: -40 to 125 °C		
Operating voltage	1.71 to 3.6 V		
Package	UFQFPN48 7 mm x 7 mm 0.5 mm pitch, solder pad	VFQFPN68 8 mm x 8 mm 0.4 mm pitch, solder pad	WLCSP100 0.4 mm pitch

1. USART peripheral can be used as SPI master.

3 Revision history

Table 3. Document revision history

Date	Revision	Changes
22-Nov-2016	1	Initial release.
31-Jan-2018	2	Changed document classification, from ST Restricted to Public. Updated <i>Features</i> and <i>Description</i> . Removed former Sections 3 to 5.
15-May-2018	3	Updated <i>Features</i> and <i>Description</i> .

IMPORTANT NOTICE – PLEASE READ CAREFULLY

STMicroelectronics NV and its subsidiaries ("ST") reserve the right to make changes, corrections, enhancements, modifications, and improvements to ST products and/or to this document at any time without notice. Purchasers should obtain the latest relevant information on ST products before placing orders. ST products are sold pursuant to ST's terms and conditions of sale in place at the time of order acknowledgement.

Purchasers are solely responsible for the choice, selection, and use of ST products and ST assumes no liability for application assistance or the design of Purchasers' products.

No license, express or implied, to any intellectual property right is granted by ST herein.

Resale of ST products with provisions different from the information set forth herein shall void any warranty granted by ST for such product.

ST and the ST logo are trademarks of ST. All other product or service names are the property of their respective owners.

Information in this document supersedes and replaces information previously supplied in any prior versions of this document.

© 2018 STMicroelectronics – All rights reserved

Компания «Океан Электроники» предлагает заключение долгосрочных отношений при поставках импортных электронных компонентов на взаимовыгодных условиях!

Наши преимущества:

- Поставка оригинальных импортных электронных компонентов напрямую с производств Америки, Европы и Азии, а так же с крупнейших складов мира;
- Широкая линейка поставок активных и пассивных импортных электронных компонентов (более 30 млн. наименований);
- Поставка сложных, дефицитных, либо снятых с производства позиций;
- Оперативные сроки поставки под заказ (от 5 рабочих дней);
- Экспресс доставка в любую точку России;
- Помощь Конструкторского Отдела и консультации квалифицированных инженеров;
- Техническая поддержка проекта, помощь в подборе аналогов, поставка прототипов;
- Поставка электронных компонентов под контролем ВП;
- Система менеджмента качества сертифицирована по Международному стандарту ISO 9001;
- При необходимости вся продукция военного и аэрокосмического назначения проходит испытания и сертификацию в лаборатории (по согласованию с заказчиком);
- Поставка специализированных компонентов военного и аэрокосмического уровня качества (Xilinx, Altera, Analog Devices, Intersil, Interpoint, Microsemi, Actel, Aeroflex, Peregrine, VPT, Syfer, Eurofarad, Texas Instruments, MS Kennedy, Miteq, Cobham, E2V, MA-COM, Hittite, Mini-Circuits, General Dynamics и др.);

Компания «Океан Электроники» является официальным дистрибьютором и эксклюзивным представителем в России одного из крупнейших производителей разъемов военного и аэрокосмического назначения «**JONHON**», а так же официальным дистрибьютором и эксклюзивным представителем в России производителя высокотехнологичных и надежных решений для передачи СВЧ сигналов «**FORSTAR**».



JONHON

«**JONHON**» (основан в 1970 г.)

Разъемы специального, военного и аэрокосмического назначения:

(Применяются в военной, авиационной, аэрокосмической, морской, железнодорожной, горно- и нефтедобывающей отраслях промышленности)

«**FORSTAR**» (основан в 1998 г.)

ВЧ соединители, коаксиальные кабели, кабельные сборки и микроволновые компоненты:

(Применяются в телекоммуникациях гражданского и специального назначения, в средствах связи, РЛС, а так же военной, авиационной и аэрокосмической отраслях промышленности).



Телефон: 8 (812) 309-75-97 (многоканальный)

Факс: 8 (812) 320-03-32

Электронная почта: ocean@oceanchips.ru

Web: <http://oceanchips.ru/>

Адрес: 198099, г. Санкт-Петербург, ул. Калинина, д. 2, корп. 4, лит. А