



## Features

- High resistance to heat and humidity
- Resistance to mechanical shock and pressure
- Accurate dimensions for automatic surface mounting
- Wide impedance range
- RoHS compliant\*

## Applications

- Power supply lines
- IC power lines
- Signal lines

# MH Series High Current Chip Ferrite Beads

### Electrical Specifications

Model Number	Impedance ( $\Omega$ ) at 100 MHz	RDC (m $\Omega$ ) Max.	IDC (A) Max.
MH4532-700Y	70 $\pm$ 25 %	30	6.0
MH4532-800Y	80 $\pm$ 25 %	10	6.0
MH4532-121Y	120 $\pm$ 25 %	50	3.0
MH4532-131Y	130 $\pm$ 25 %	40	3.0
MH4532-151Y	150 $\pm$ 25 %	20	5.0
MH4532-681Y	680 $\pm$ 25 %	30	4.0
MH4532-132Y	1300 $\pm$ 25 %	60	3.0
MH4516-600Y	60 $\pm$ 25 %	10	6.0
MH4516-750Y	75 $\pm$ 25 %	25	3.0
MH4516-800Y	80 $\pm$ 25 %	50	3.0
MH4516-102Y	1000 $\pm$ 25 %	150	1.5
MH3261-190Y	19 $\pm$ 25 %	40	3.0
MH3261-260Y	26 $\pm$ 25 %	40	3.0
MH3261-310Y	31 $\pm$ 25 %	40	3.0
MH3261-500Y	50 $\pm$ 25 %	25	3.0
MH3261-700Y	70 $\pm$ 25 %	30	4.0
MH3261-800Y	80 $\pm$ 25 %	30	4.0
MH3261-900Y	90 $\pm$ 25 %	40	3.0
MH3261-101Y	100 $\pm$ 25 %	30	4.0
MH3261-121Y	120 $\pm$ 25 %	100	2.0
MH3261-151Y	150 $\pm$ 25 %	100	2.0
MH3261-301Y	300 $\pm$ 25 %	200	1.0
MH3261-471Y	470 $\pm$ 25 %	200	1.0
MH3261-501Y	500 $\pm$ 25 %	40	3.0
MH3261-601Y	600 $\pm$ 25 %	100	2.0
MH2029-070Y	7 $\pm$ 25 %	30	3.0
MH2029-100Y	10 $\pm$ 25 %	10	6.0
MH2029-300Y	30 $\pm$ 25 %	25	3.0
MH2029-400Y	40 $\pm$ 25 %	20	5.0
MH2029-600Y	60 $\pm$ 25 %	20	5.0
MH2029-800Y	80 $\pm$ 25 %	40	3.0
MH2029-101Y	100 $\pm$ 25 %	100	2.0
MH2029-121Y	120 $\pm$ 25 %	100	2.0
MH2029-151Y	150 $\pm$ 25 %	100	2.0
MH2029-221Y	220 $\pm$ 25 %	100	2.0
MH2029-301Y	300 $\pm$ 25 %	200	1.0
MH2029-401Y	400 $\pm$ 25 %	100	2.0
MH2029-471Y	470 $\pm$ 25 %	200	1.0
MH2029-601Y	600 $\pm$ 25 %	200	1.0
MH1608-100Y	10 $\pm$ 25 %	100	6.0
MH1608-300Y	30 $\pm$ 25 %	60	3.0
MH1608-600Y	60 $\pm$ 25 %	40	3.0
MH1608-800Y	80 $\pm$ 25 %	40	3.0
MH1608-101Y	100 $\pm$ 25 %	40	3.0
MH1608-121Y	120 $\pm$ 25 %	100	2.0
MH1608-151Y	150 $\pm$ 25 %	100	2.0
MH1608-221Y	220 $\pm$ 25 %	100	2.0
MH1608-301Y	300 $\pm$ 25 %	200	1.0
MH1608-471Y	470 $\pm$ 25 %	200	1.0
MH1608-601Y	600 $\pm$ 25 %	200	1.0

### General Specifications

Operating Temperature  
.....-55 °C to +125 °C

Storage Temperature  
.....-55 °C to +125 °C

Storage Condition  
.....+40 °C max. at 70 % RH

Reflow Soldering .. 230 °C, 50 sec. max.

Resistance to Soldering Heat  
..... +260 °C, 5 seconds

Rated Current.....Based on max  
.....temperature rise of +40 °C

Terminal Strength  
(Force "F" applied for 30 seconds)

4532 Series..... 1.5 F (Kg)

4516 Series..... 1.0 F (Kg)

3261 Series..... 1.0 F (Kg)

2029 Series..... 0.6 F (Kg)

1608 Series..... 0.5 F (Kg)

### Materials

Core Material.....Ferrite

Internal Conductor.....Ag or Ag/Pd

Terminal.....Ag/Ni/Sn

\*RoHS Directive 2002/95/EC Jan. 27, 2003 including annex and RoHS Recast 2011/65/EU June 8, 2011.

Specifications are subject to change without notice.

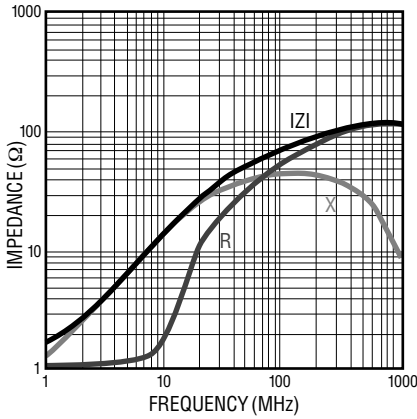
The device characteristics and parameters in this data sheet can and do vary in different applications and actual device performance may vary over time. Users should verify actual device performance in their specific applications.

# MH Series High Current Chip Ferrite Beads

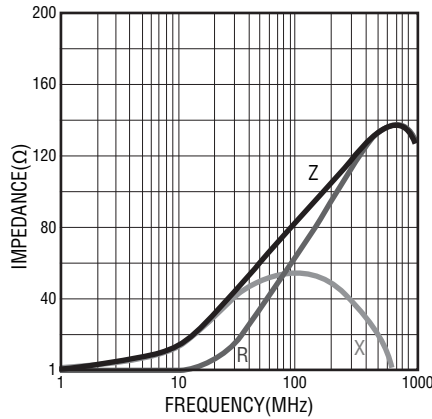
**BOURNS®**

## Electrical Specifications (continued)

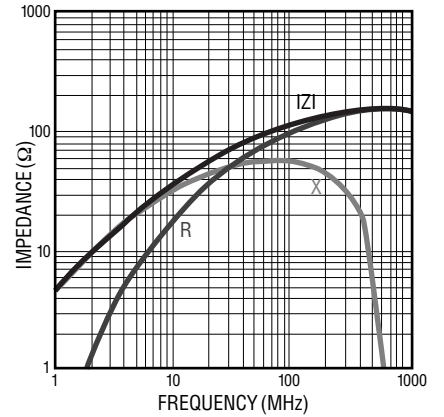
**MH 4532- 700Y**



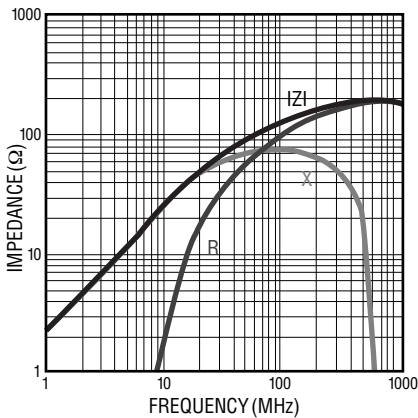
**MH 4532- 800Y**



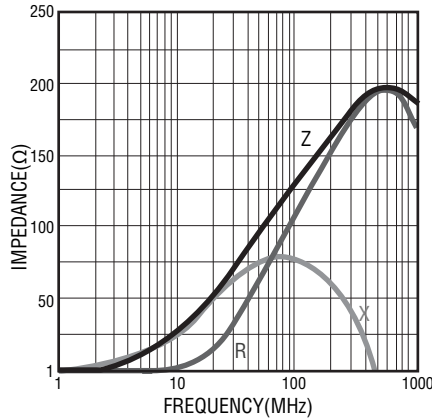
**MH 4532- 121Y**



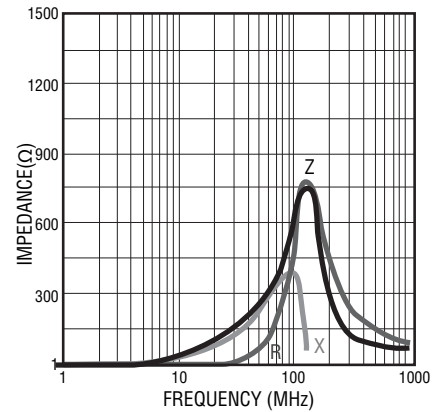
**MH 4532- 131Y**



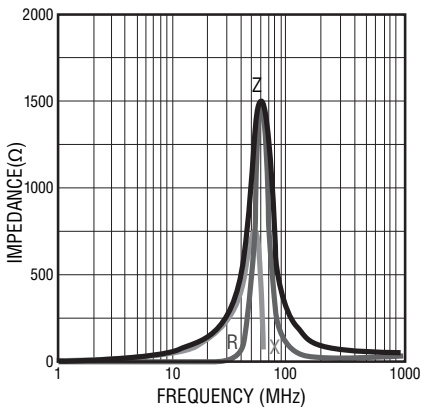
**MH 4532- 151Y**



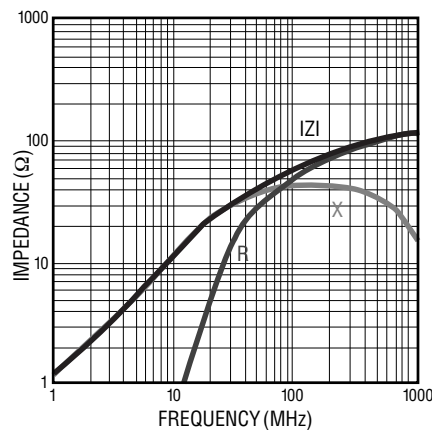
**MH 4532- 681Y**



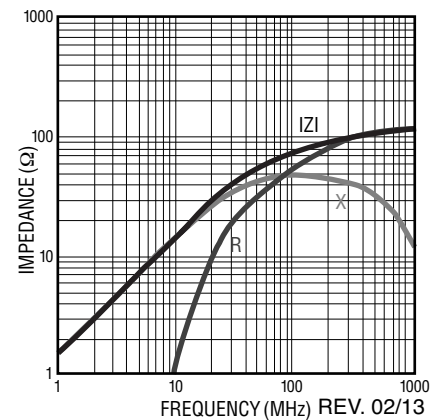
**MH 4532- 132Y**



**MH 4516- 600Y**



**MH 4516- 750Y**



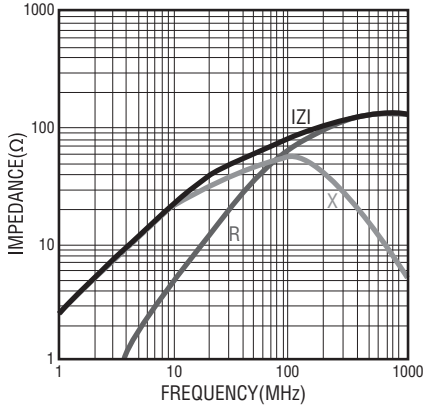
Specifications are subject to change without notice. The device characteristics and parameters in this data sheet can and do vary in different applications and actual device performance may vary over time. Users should verify actual device performance in their specific applications.

# MH Series High Current Chip Ferrite Beads

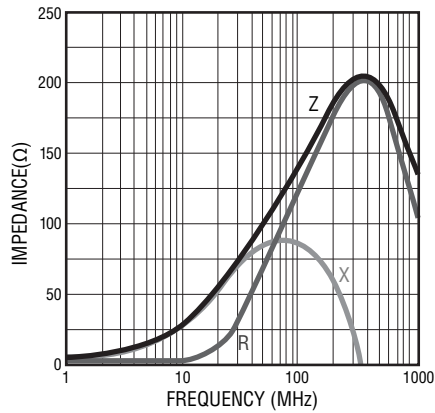
**BOURNS®**

## Electrical Specifications (continued)

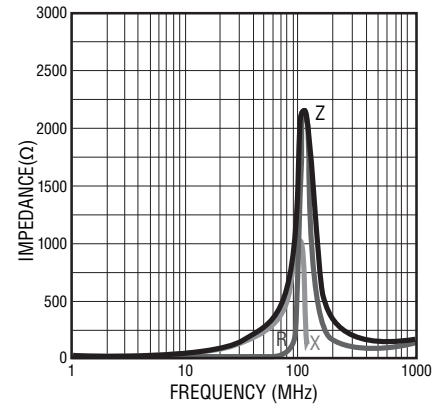
**MH 4516- 800Y**



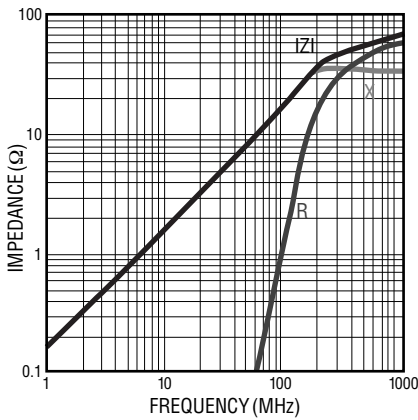
**MH 4516- 101Y**



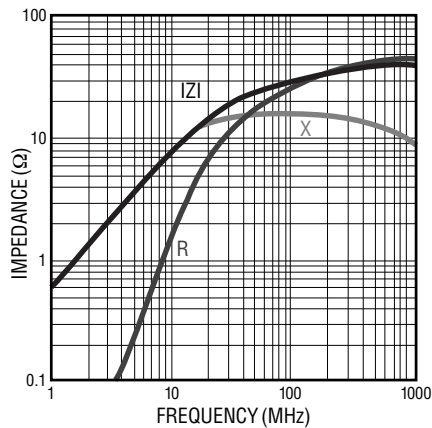
**MH 4516- 102Y**



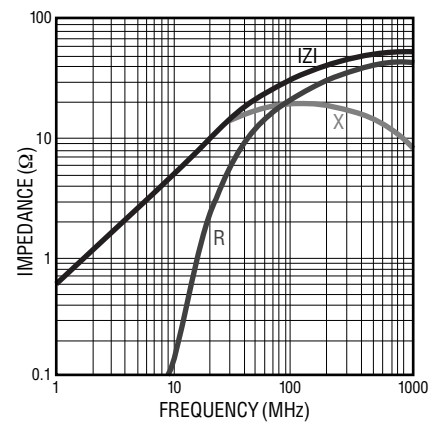
**MH 3261- 190Y**



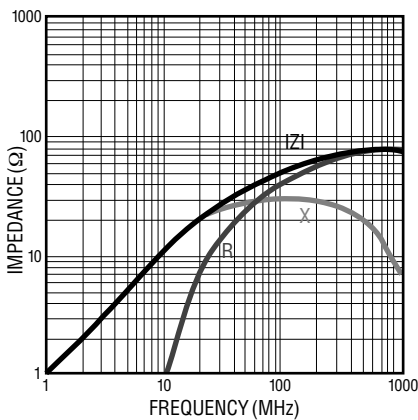
**MH 3261- 260Y**



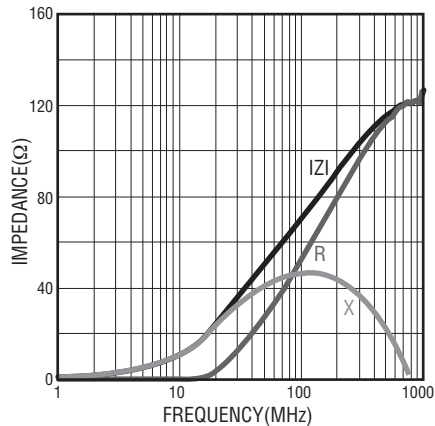
**MH 3261- 310Y**



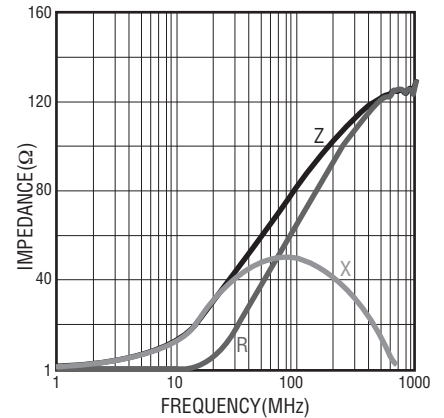
**MH 3261- 500Y**



**MH 3261- 700Y**



**MH 3261- 800Y**



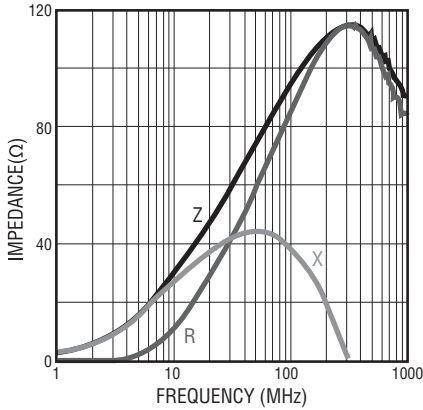
Specifications are subject to change without notice.  
The device characteristics and parameters in this data sheet can and do vary in different applications and actual device performance may vary over time.  
Users should verify actual device performance in their specific applications.

# MH Series High Current Chip Ferrite Beads

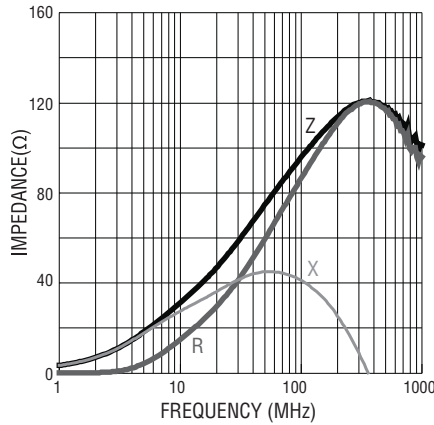
**BOURNS®**

## Electrical Specifications (continued)

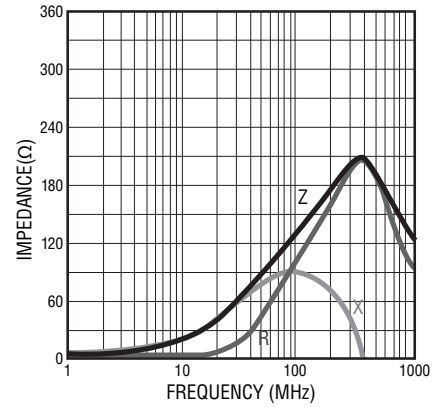
**MH 3261- 900Y**



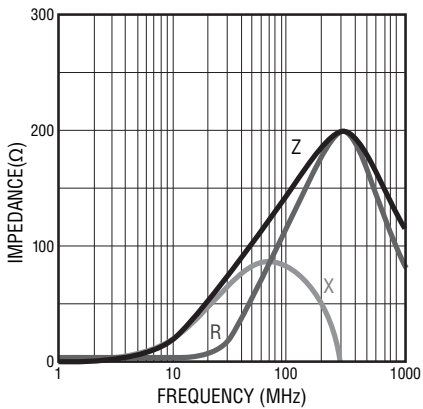
**MH 3261- 101Y**



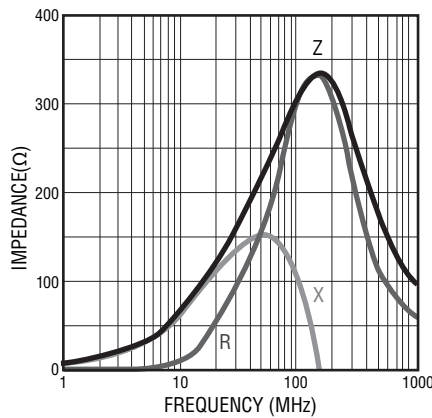
**MH 3261- 121Y**



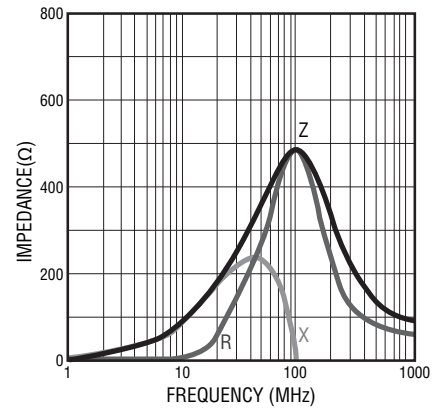
**MH 3261- 151Y**



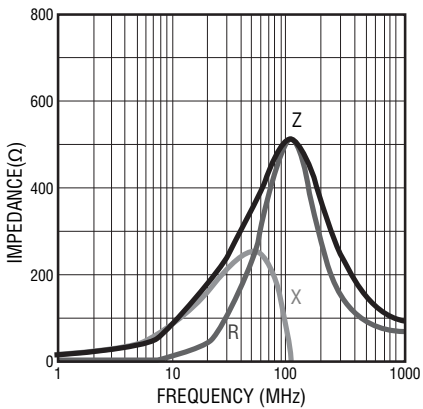
**MH 3261- 301Y**



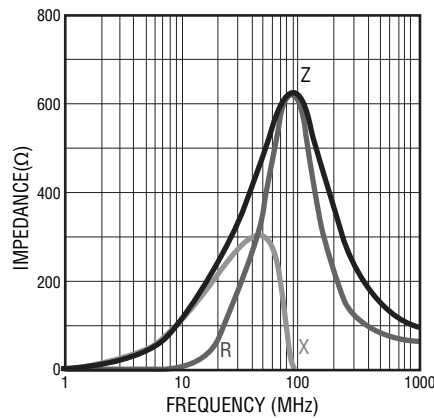
**MH 3261- 471Y**



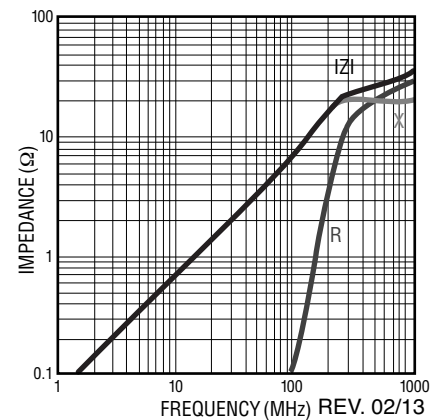
**MH 3261- 501Y**



**MH 3261- 601Y**



**MH 2029- 070Y**



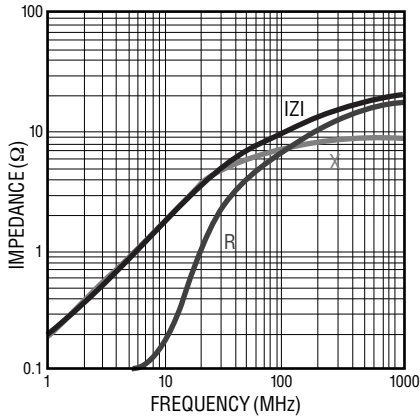
Specifications are subject to change without notice. The device characteristics and parameters in this data sheet can and do vary in different applications and actual device performance may vary over time. Users should verify actual device performance in their specific applications.

# MH Series High Current Chip Ferrite Beads

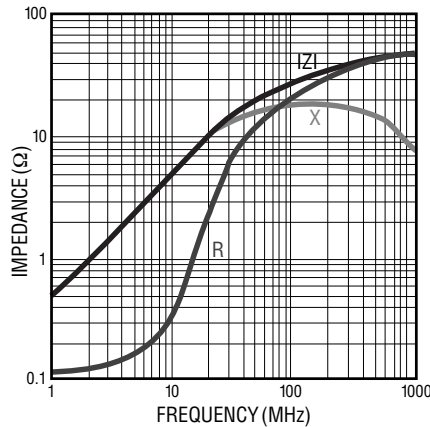
**BOURNS®**

## Electrical Specifications (continued)

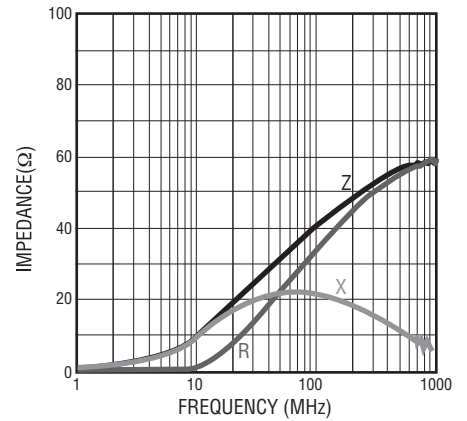
**MH 2029- 100Y**



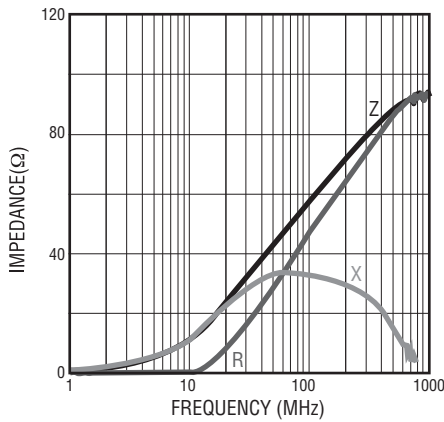
**MH 2029- 300Y**



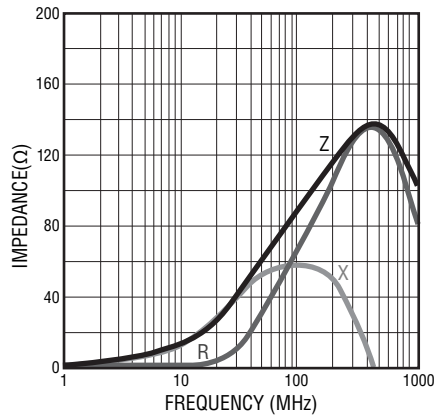
**MH 2029 -400Y**



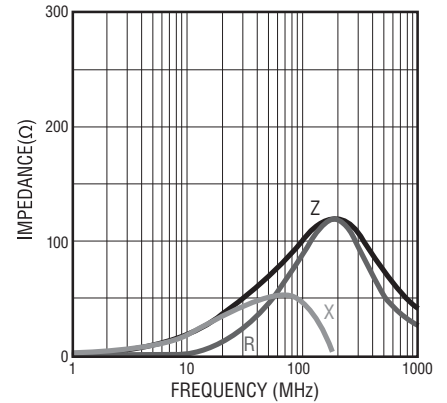
**MH 2029 -600Y**



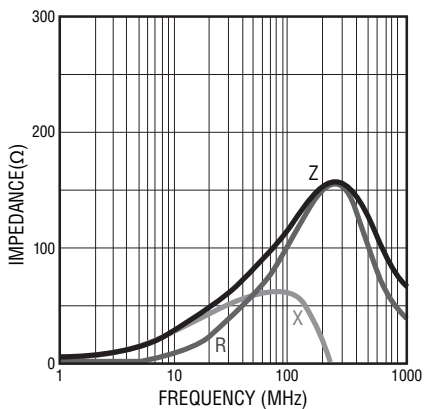
**MH 2029- 800Y**



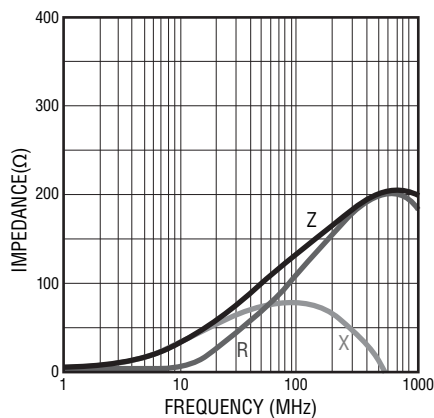
**MH 2029- 101Y**



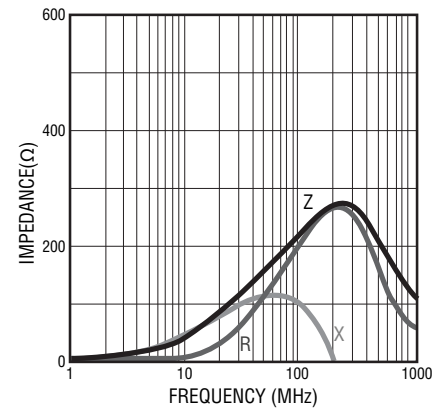
**MH 2029- 121Y**



**MH 2029- 151Y**



**MH 2029- 221Y**



Specifications are subject to change without notice.

The device characteristics and parameters in this data sheet can and do vary in different applications and actual device performance may vary over time.

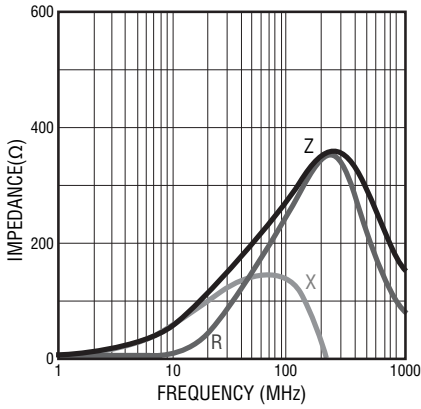
Users should verify actual device performance in their specific applications.

# MH Series High Current Chip Ferrite Beads

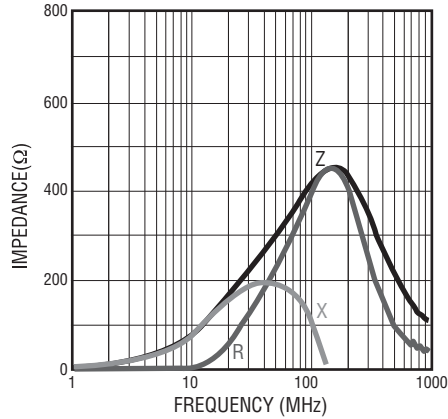
**BOURNS®**

## Electrical Specifications (continued)

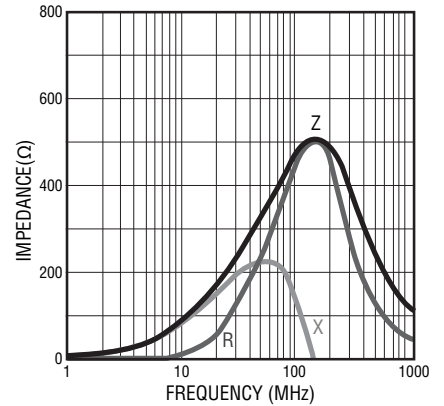
**MH 2029- 301Y**



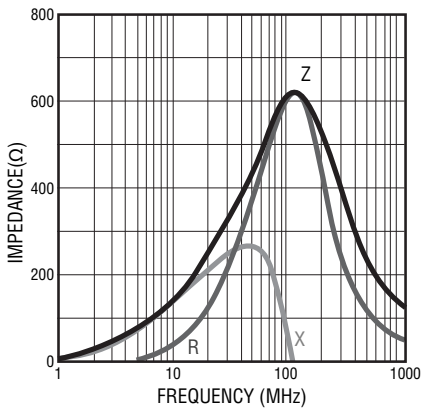
**MH 2029 -401Y**



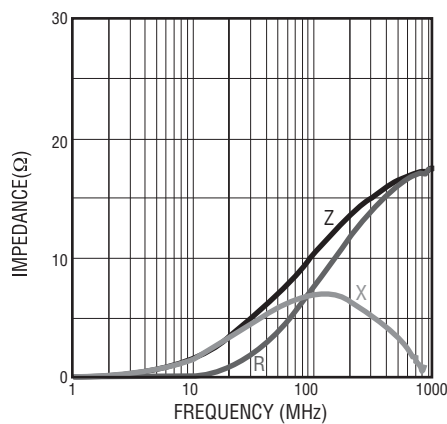
**MH 2029- 471Y**



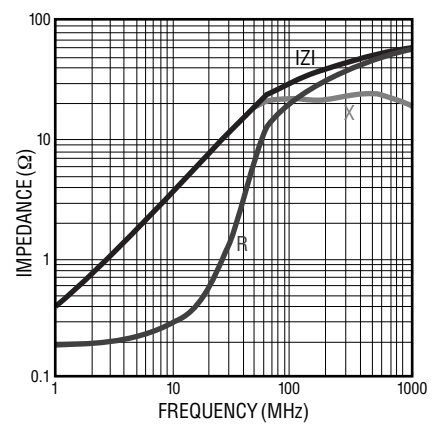
**MH 2029- 601Y**



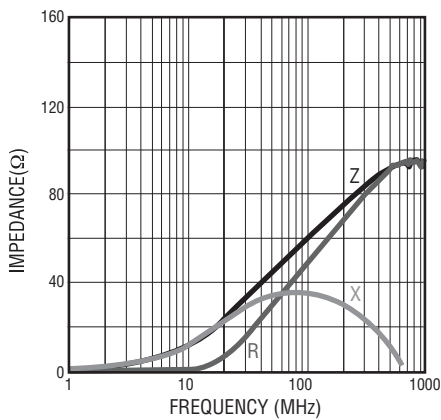
**MH 1608 -100Y**



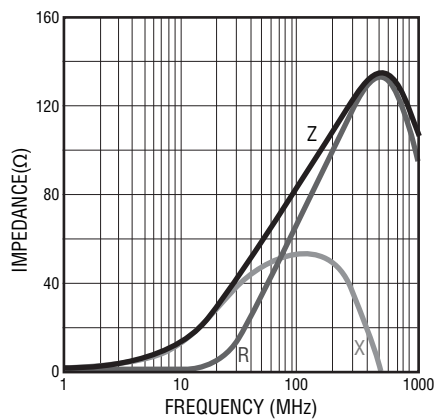
**MH 1608- 300Y**



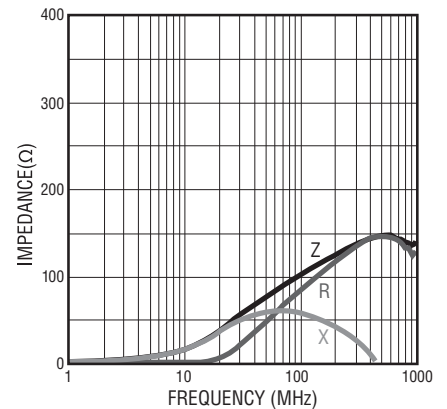
**MH 1608 -600Y**



**MH 1608- 800Y**



**MH 1608- 101Y**



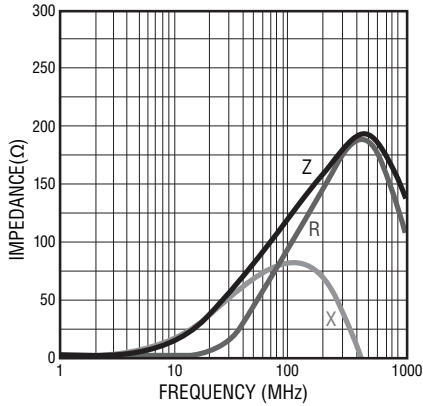
Specifications are subject to change without notice.  
The device characteristics and parameters in this data sheet can and do vary in different applications and actual device performance may vary over time.  
Users should verify actual device performance in their specific applications.

# MH Series High Current Chip Ferrite Beads

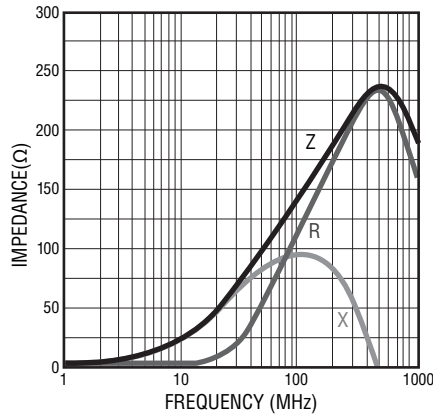
**BOURNS®**

## Electrical Specifications (continued)

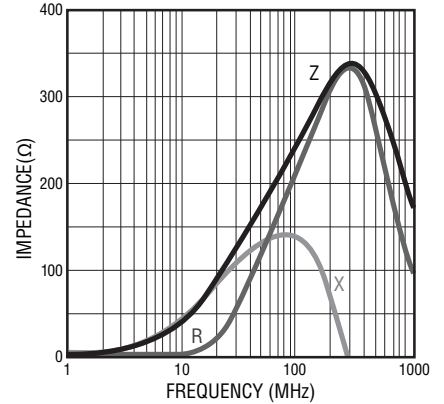
**MH 1608- 121Y**



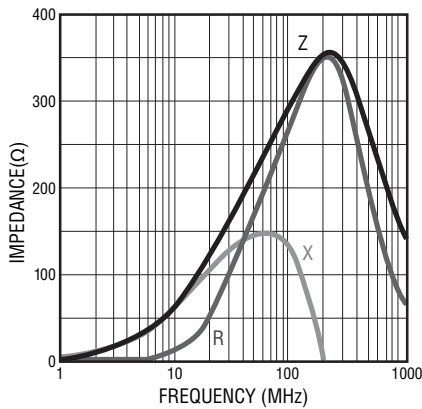
**MH 1608- 151Y**



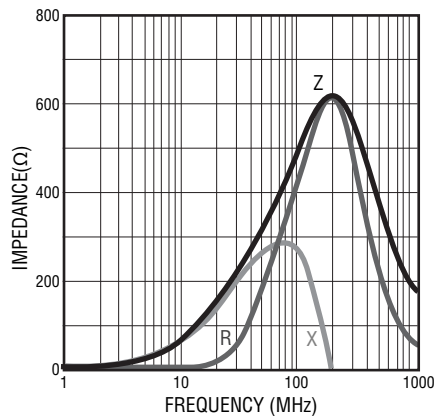
**MH 1608- 221Y**



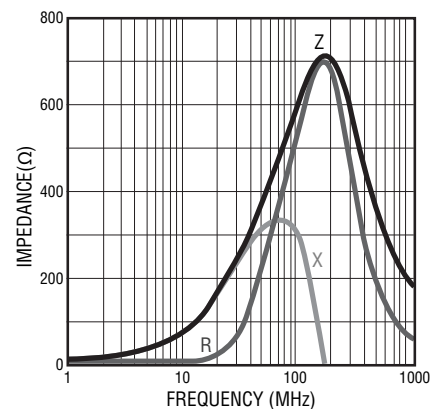
**MH 1608- 301Y**



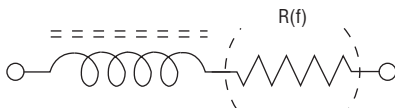
**MH 1608- 471Y**



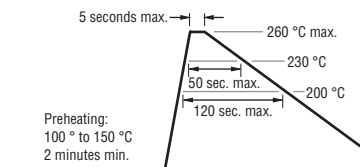
**MH 1608- 601Y**



## Equivalent Circuit



## Recommended Soldering

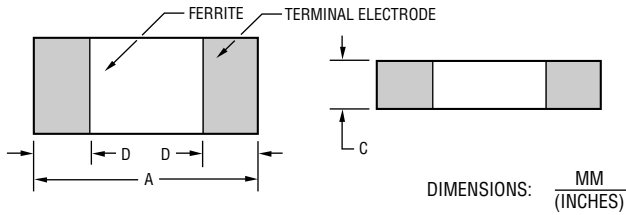


Specifications are subject to change without notice.  
The device characteristics and parameters in this data sheet can and do vary in different applications and actual device performance may vary over time.  
Users should verify actual device performance in their specific applications.

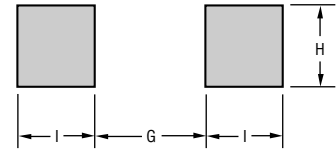
# MH Series High Current Chip Ferrite Beads

**BOURNS®**

## Product Dimensions

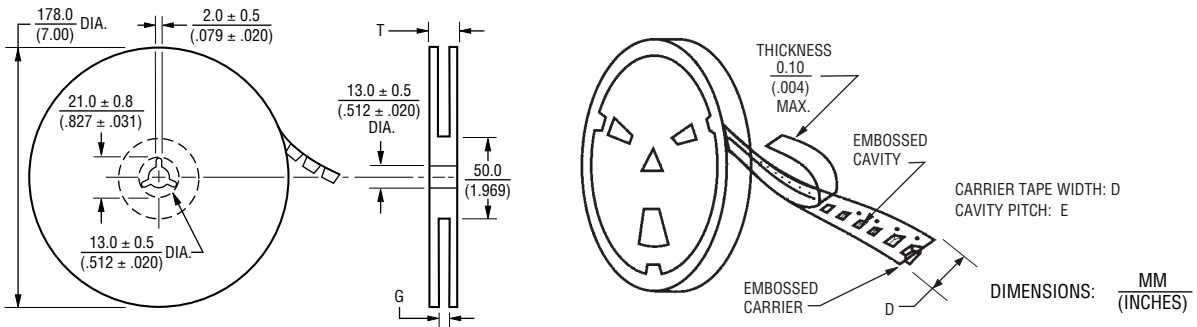


## Recommended Land Pattern



Series	A	B	C	D	G	H	I
4532	$\frac{4.5 \pm 0.2}{(.177 \pm .008)}$	$\frac{3.2 \pm 0.2}{(.126 \pm .008)}$	$\frac{1.5 \pm 0.2}{(.059 \pm .008)}$	$\frac{0.5 \pm 0.2}{(.020 \pm .008)}$	$\frac{3.0}{(.118)}$	$\frac{3.0}{(.118)}$	$\frac{1.5}{(.059)}$
4516	$\frac{4.5 \pm 0.2}{(.177 \pm .008)}$	$\frac{1.6 \pm 0.2}{(.063 \pm .008)}$	$\frac{1.6 \pm 0.2}{(.063 \pm .008)}$	$\frac{0.5 \pm 0.2}{(.020 \pm .008)}$	$\frac{3.0}{(.118)}$	$\frac{1.4}{(.055)}$	$\frac{1.5}{(.059)}$
3261	$\frac{3.2 \pm 0.2}{(.126 \pm .008)}$	$\frac{1.6 \pm 0.2}{(.063 \pm .008)}$	$\frac{1.1 \pm 0.2}{(.043 \pm .008)}$	$\frac{0.5 \pm 0.2}{(.020 \pm .008)}$	$\frac{2.0}{(.079)}$	$\frac{1.4}{(.053)}$	$\frac{1.1}{(.043)}$
2029	$\frac{2.0 \pm 0.2}{(.079 \pm .008)}$	$\frac{1.2 \pm 0.2}{(.047 \pm .008)}$	$\frac{0.9 \pm 0.2}{(.035 \pm .008)}$	$\frac{0.5 \pm 0.2}{(.020 \pm .008)}$	$\frac{1.0}{(.040)}$	$\frac{1.0}{(.040)}$	$\frac{1.0}{(.040)}$
1608	$\frac{1.6 \pm 0.2}{(.063 \pm .008)}$	$\frac{0.8 \pm 0.2}{(.031 \pm .008)}$	$\frac{0.8 \pm 0.2}{(.031 \pm .008)}$	$\frac{0.5 \pm 0.2}{(.020 \pm .008)}$	$\frac{0.7}{(.028)}$	$\frac{0.7}{(.028)}$	$\frac{0.7}{(.028)}$

## Reel Dimensions



Series	Pcs. per Reel	Gross Weight (g)	D	E	G	T
4532	1,000	170	$\frac{12.0}{(.472)}$	$\frac{8.0}{(.315)}$	$\frac{14.0 + 0}{(.551 + 0)}$	$\frac{16.5}{(.650)}$
4516	2,000	180	$\frac{12.0}{(.472)}$	$\frac{8.0}{(.315)}$	$\frac{14.0 + 0}{(.551 + 0)}$	$\frac{16.5}{(.650)}$
3261	3,000	150	$\frac{8.0}{(.315)}$	$\frac{4.0}{(.157)}$	$\frac{10.0 + 0}{(.394 + 0)}$	$\frac{12.5}{(.492)}$
2029	4,000	120	$\frac{8.0}{(.315)}$	$\frac{4.0}{(.157)}$	$\frac{10.0 + 0}{(.394 + 0)}$	$\frac{12.5}{(.492)}$
1608	4,000	90	$\frac{8.0}{(.315)}$	$\frac{4.0}{(.157)}$	$\frac{10.0 + 0}{(.394 + 0)}$	$\frac{12.5}{(.492)}$

REV. 02/13

Specifications are subject to change without notice.  
 The device characteristics and parameters in this data sheet can and do vary in different applications and actual device performance may vary over time.  
 Users should verify actual device performance in their specific applications.



Компания «Океан Электроники» предлагает заключение долгосрочных отношений при поставках импортных электронных компонентов на взаимовыгодных условиях!

Наши преимущества:

- Поставка оригинальных импортных электронных компонентов напрямую с производств Америки, Европы и Азии, а так же с крупнейших складов мира;
- Широкая линейка поставок активных и пассивных импортных электронных компонентов (более 30 млн. наименований);
- Поставка сложных, дефицитных, либо снятых с производства позиций;
- Оперативные сроки поставки под заказ (от 5 рабочих дней);
- Экспресс доставка в любую точку России;
- Помощь Конструкторского Отдела и консультации квалифицированных инженеров;
- Техническая поддержка проекта, помощь в подборе аналогов, поставка прототипов;
- Поставка электронных компонентов под контролем ВП;
- Система менеджмента качества сертифицирована по Международному стандарту ISO 9001;
- При необходимости вся продукция военного и аэрокосмического назначения проходит испытания и сертификацию в лаборатории (по согласованию с заказчиком);
- Поставка специализированных компонентов военного и аэрокосмического уровня качества (Xilinx, Altera, Analog Devices, Intersil, Interpoint, Microsemi, Actel, Aeroflex, Peregrine, VPT, Syfer, Eurofarad, Texas Instruments, MS Kennedy, Miteq, Cobham, E2V, MA-COM, Hittite, Mini-Circuits, General Dynamics и др.);

Компания «Океан Электроники» является официальным дистрибьютором и эксклюзивным представителем в России одного из крупнейших производителей разъемов военного и аэрокосмического назначения «**JONHON**», а так же официальным дистрибьютором и эксклюзивным представителем в России производителя высокотехнологичных и надежных решений для передачи СВЧ сигналов «**FORSTAR**».



## JONHON

«**JONHON**» (основан в 1970 г.)

Разъемы специального, военного и аэрокосмического назначения:

(Применяются в военной, авиационной, аэрокосмической, морской, железнодорожной, горно- и нефтедобывающей отраслях промышленности)

«**FORSTAR**» (основан в 1998 г.)

ВЧ соединители, коаксиальные кабели,  
кабельные сборки и микроволновые компоненты:

(Применяются в телекоммуникациях гражданского и специального назначения, в средствах связи, РЛС, а так же военной, авиационной и аэрокосмической отраслях промышленности).



Телефон: 8 (812) 309-75-97 (многоканальный)

Факс: 8 (812) 320-03-32

Электронная почта: [ocean@oceanchips.ru](mailto:ocean@oceanchips.ru)

Web: <http://oceanchips.ru/>

Адрес: 198099, г. Санкт-Петербург, ул. Калинина, д. 2, корп. 4, лит. А