



Features

- High resistance to heat and humidity
- Resistance to mechanical shock and pressure
- Accurate dimensions for automatic surface mounting
- Wide impedance range
- RoHS compliant*

Applications

- Power supply lines
- IC power lines
- Signal lines

MH Series High Current Chip Ferrite Beads

Electrical Specifications

| Model Number | Impedance (Ω) at 100 MHz | RDC (m Ω) Max. | IDC (A) Max. |
|--------------|-----------------------------------|------------------------|--------------|
| MH4532-700Y | 70 \pm 25 % | 30 | 6.0 |
| MH4532-800Y | 80 \pm 25 % | 10 | 6.0 |
| MH4532-121Y | 120 \pm 25 % | 50 | 3.0 |
| MH4532-131Y | 130 \pm 25 % | 40 | 3.0 |
| MH4532-151Y | 150 \pm 25 % | 20 | 5.0 |
| MH4532-681Y | 680 \pm 25 % | 30 | 4.0 |
| MH4532-132Y | 1300 \pm 25 % | 60 | 3.0 |
| MH4516-600Y | 60 \pm 25 % | 10 | 6.0 |
| MH4516-750Y | 75 \pm 25 % | 25 | 3.0 |
| MH4516-800Y | 80 \pm 25 % | 50 | 3.0 |
| MH4516-102Y | 1000 \pm 25 % | 150 | 1.5 |
| MH3261-190Y | 19 \pm 25 % | 40 | 3.0 |
| MH3261-260Y | 26 \pm 25 % | 40 | 3.0 |
| MH3261-310Y | 31 \pm 25 % | 40 | 3.0 |
| MH3261-500Y | 50 \pm 25 % | 25 | 3.0 |
| MH3261-700Y | 70 \pm 25 % | 30 | 4.0 |
| MH3261-800Y | 80 \pm 25 % | 30 | 4.0 |
| MH3261-900Y | 90 \pm 25 % | 40 | 3.0 |
| MH3261-101Y | 100 \pm 25 % | 30 | 4.0 |
| MH3261-121Y | 120 \pm 25 % | 100 | 2.0 |
| MH3261-151Y | 150 \pm 25 % | 100 | 2.0 |
| MH3261-301Y | 300 \pm 25 % | 200 | 1.0 |
| MH3261-471Y | 470 \pm 25 % | 200 | 1.0 |
| MH3261-501Y | 500 \pm 25 % | 40 | 3.0 |
| MH3261-601Y | 600 \pm 25 % | 100 | 2.0 |
| MH2029-070Y | 7 \pm 25 % | 30 | 3.0 |
| MH2029-100Y | 10 \pm 25 % | 10 | 6.0 |
| MH2029-300Y | 30 \pm 25 % | 25 | 3.0 |
| MH2029-400Y | 40 \pm 25 % | 20 | 5.0 |
| MH2029-600Y | 60 \pm 25 % | 20 | 5.0 |
| MH2029-800Y | 80 \pm 25 % | 40 | 3.0 |
| MH2029-101Y | 100 \pm 25 % | 100 | 2.0 |
| MH2029-121Y | 120 \pm 25 % | 100 | 2.0 |
| MH2029-151Y | 150 \pm 25 % | 100 | 2.0 |
| MH2029-221Y | 220 \pm 25 % | 100 | 2.0 |
| MH2029-301Y | 300 \pm 25 % | 200 | 1.0 |
| MH2029-401Y | 400 \pm 25 % | 100 | 2.0 |
| MH2029-471Y | 470 \pm 25 % | 200 | 1.0 |
| MH2029-601Y | 600 \pm 25 % | 200 | 1.0 |
| MH1608-100Y | 10 \pm 25 % | 100 | 6.0 |
| MH1608-300Y | 30 \pm 25 % | 60 | 3.0 |
| MH1608-600Y | 60 \pm 25 % | 40 | 3.0 |
| MH1608-800Y | 80 \pm 25 % | 40 | 3.0 |
| MH1608-101Y | 100 \pm 25 % | 40 | 3.0 |
| MH1608-121Y | 120 \pm 25 % | 100 | 2.0 |
| MH1608-151Y | 150 \pm 25 % | 100 | 2.0 |
| MH1608-221Y | 220 \pm 25 % | 100 | 2.0 |
| MH1608-301Y | 300 \pm 25 % | 200 | 1.0 |
| MH1608-471Y | 470 \pm 25 % | 200 | 1.0 |
| MH1608-601Y | 600 \pm 25 % | 200 | 1.0 |

General Specifications

Operating Temperature-55 °C to +125 °C
 Storage Temperature-55 °C to +125 °C
 Storage Condition+40 °C max. at 70 % RH
 Reflow Soldering .. 230 °C, 50 sec. max.
 Resistance to Soldering Heat +260 °C, 5 seconds
 Rated Current.....Based on maxtemperature rise of +40 °C
 Terminal Strength (Force "F" applied for 30 seconds)
 4532 Series 1.5 F (Kg)
 4516 Series 1.0 F (Kg)
 3261 Series 1.0 F (Kg)
 2029 Series 0.6 F (Kg)
 1608 Series 0.5 F (Kg)

Materials

Core MaterialFerrite
 Internal ConductorAg or Ag/Pd
 TerminalAg/Ni/Sn

*RoHS Directive 2002/95/EC Jan. 27, 2003 including annex and RoHS Recast 2011/65/EU June 8, 2011.

Specifications are subject to change without notice.

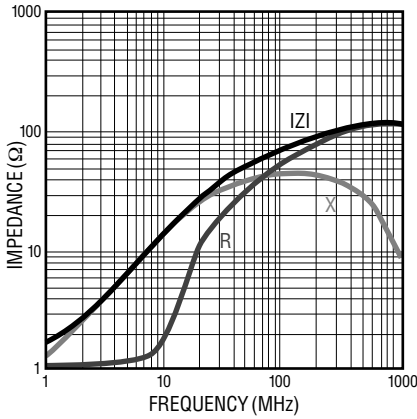
The device characteristics and parameters in this data sheet can and do vary in different applications and actual device performance may vary over time. Users should verify actual device performance in their specific applications.

MH Series High Current Chip Ferrite Beads

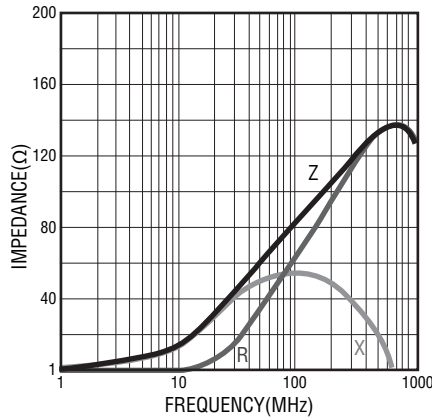
BOURNS®

Electrical Specifications (continued)

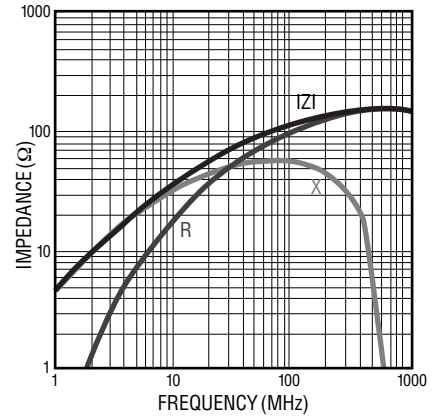
MH 4532- 700Y



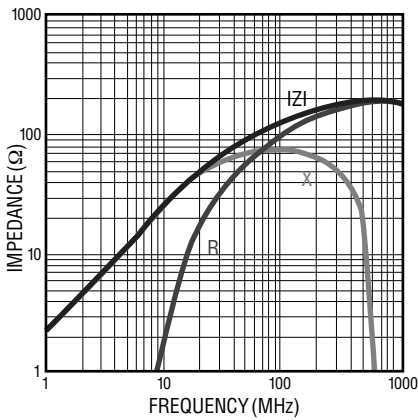
MH 4532- 800Y



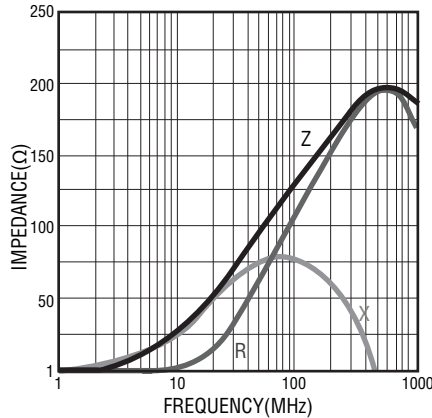
MH 4532- 121Y



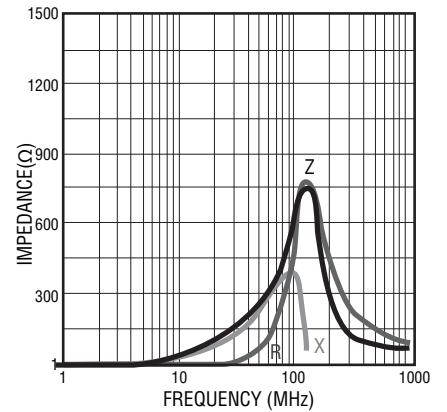
MH 4532- 131Y



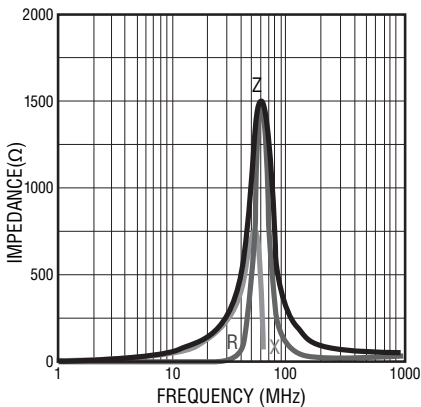
MH 4532- 151Y



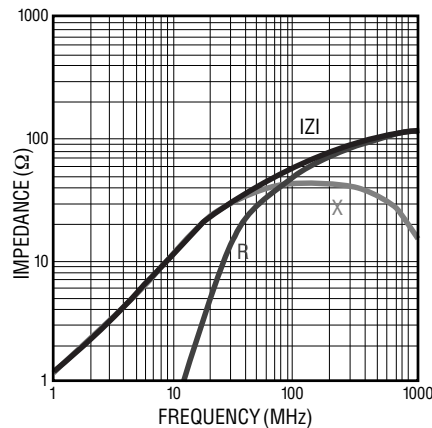
MH 4532- 681Y



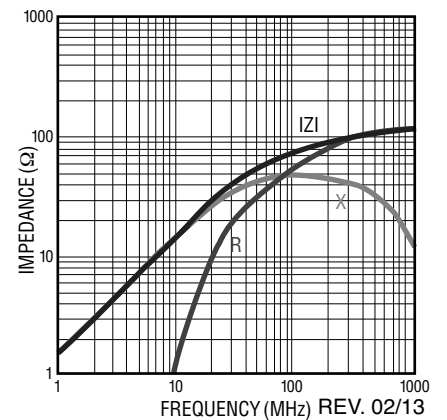
MH 4532- 132Y



MH 4516- 600Y



MH 4516- 750Y



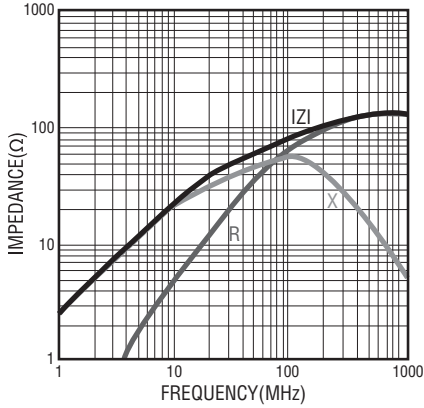
Specifications are subject to change without notice. The device characteristics and parameters in this data sheet can and do vary in different applications and actual device performance may vary over time. Users should verify actual device performance in their specific applications.

MH Series High Current Chip Ferrite Beads

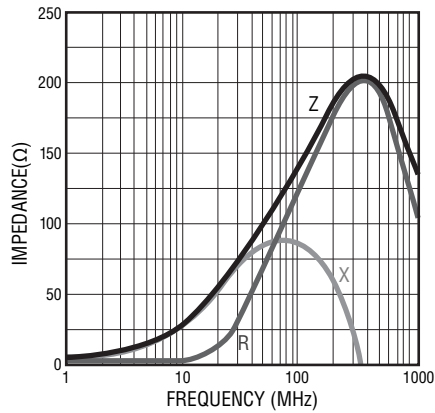
BOURNS®

Electrical Specifications (continued)

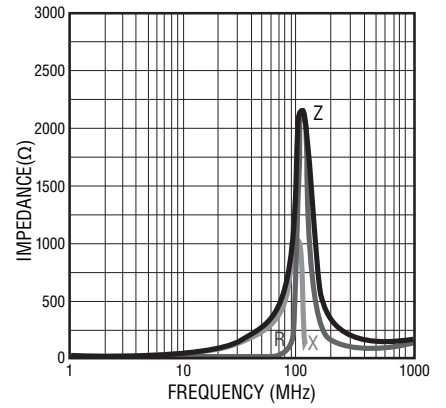
MH 4516- 800Y



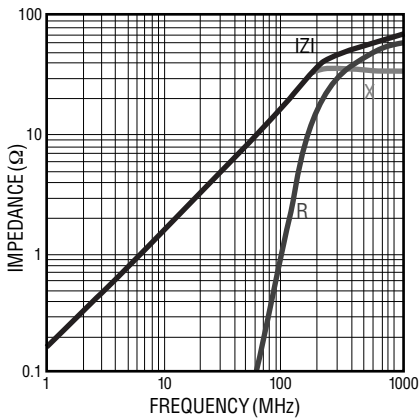
MH 4516- 101Y



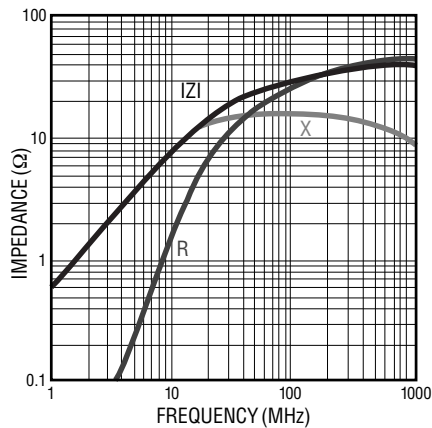
MH 4516- 102Y



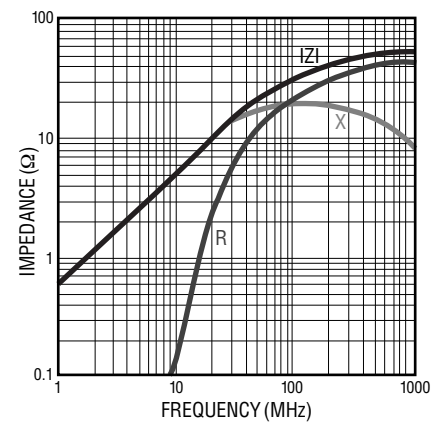
MH 3261- 190Y



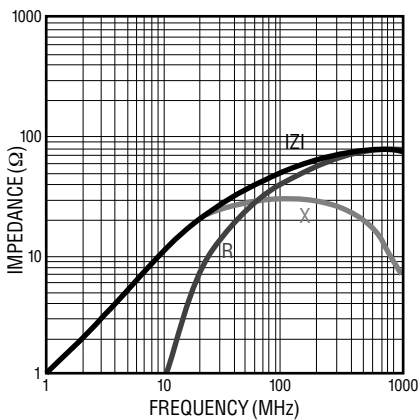
MH 3261- 260Y



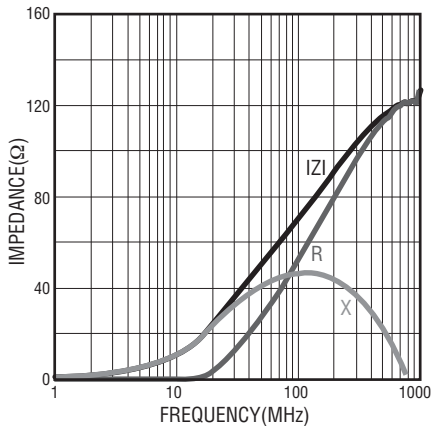
MH 3261- 310Y



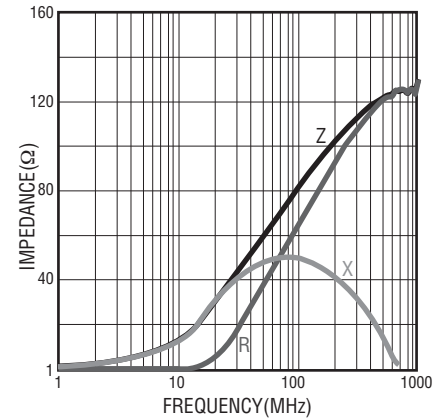
MH 3261- 500Y



MH 3261- 700Y



MH 3261- 800Y



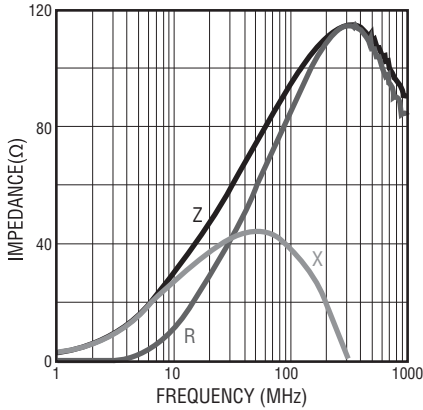
Specifications are subject to change without notice.
The device characteristics and parameters in this data sheet can and do vary in different applications and actual device performance may vary over time.
Users should verify actual device performance in their specific applications.

MH Series High Current Chip Ferrite Beads

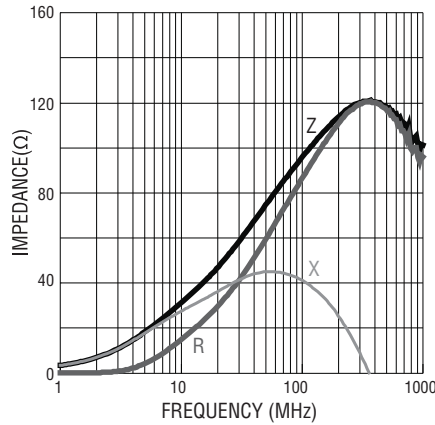
BOURNS®

Electrical Specifications (continued)

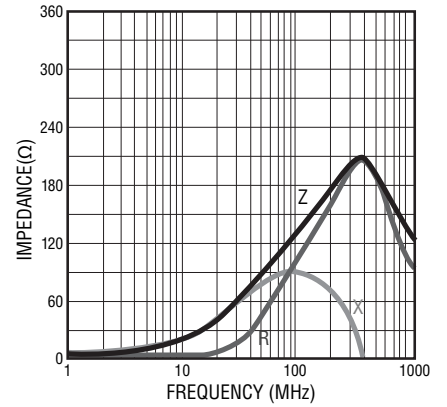
MH 3261- 900Y



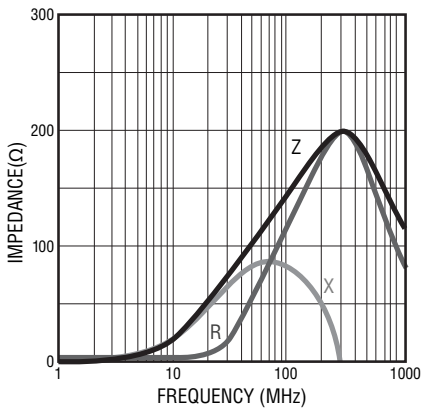
MH 3261- 101Y



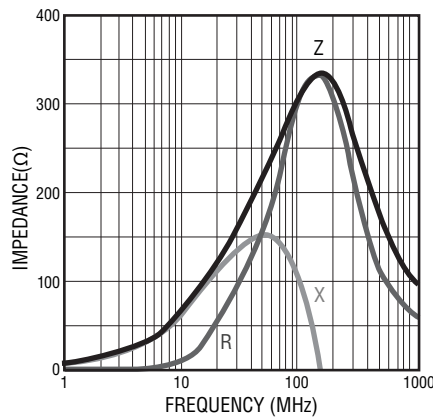
MH 3261- 121Y



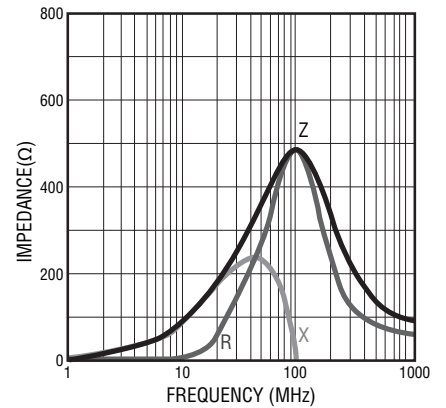
MH 3261- 151Y



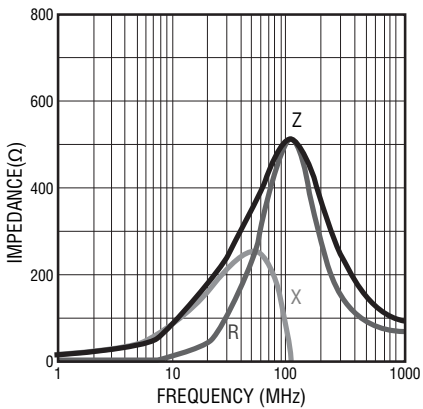
MH 3261- 301Y



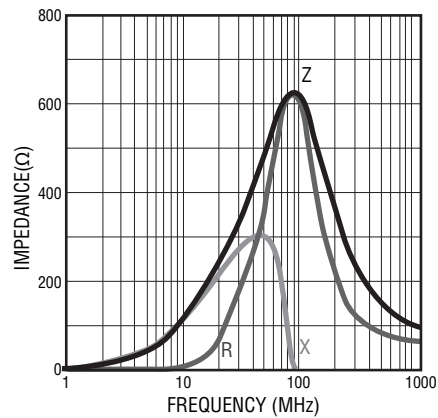
MH 3261- 471Y



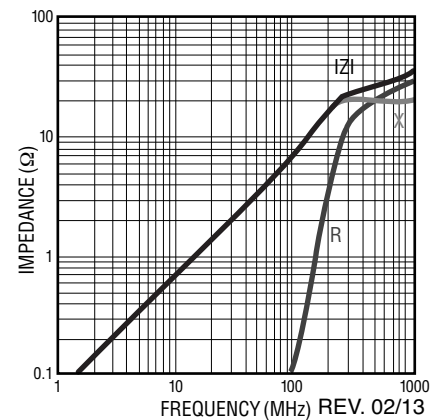
MH 3261- 501Y



MH 3261- 601Y



MH 2029- 070Y



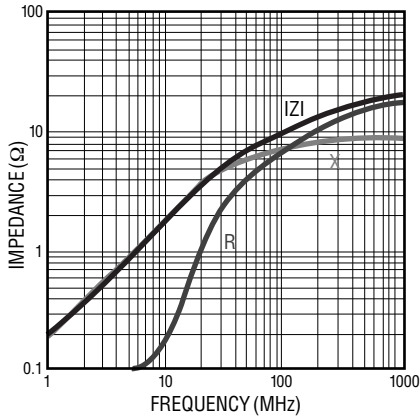
Specifications are subject to change without notice. The device characteristics and parameters in this data sheet can and do vary in different applications and actual device performance may vary over time. Users should verify actual device performance in their specific applications.

MH Series High Current Chip Ferrite Beads

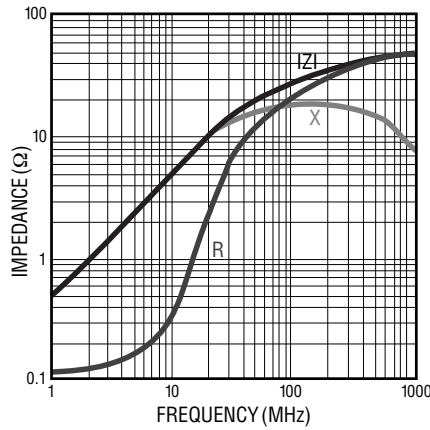
BOURNS®

Electrical Specifications (continued)

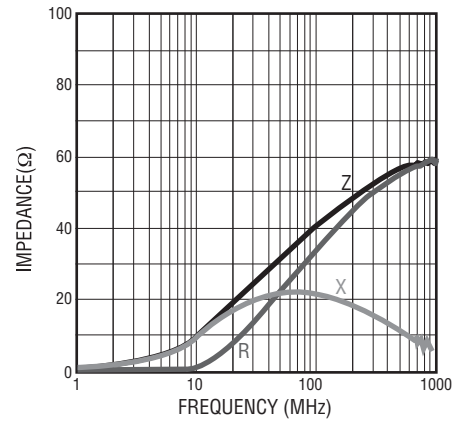
MH 2029- 100Y



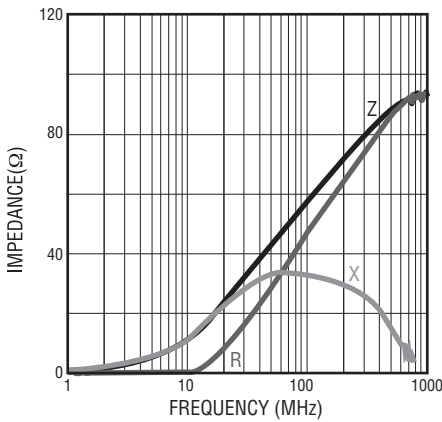
MH 2029- 300Y



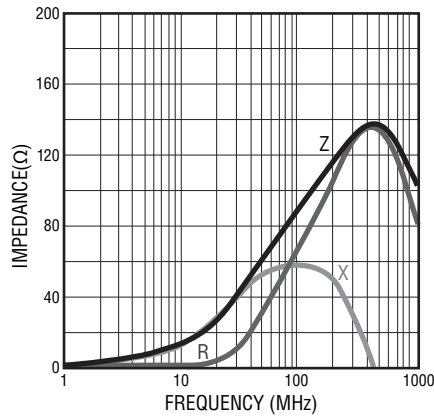
MH 2029 -400Y



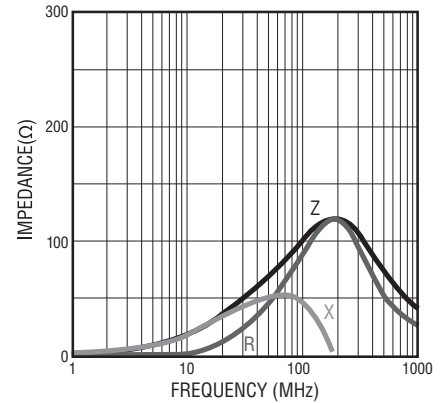
MH 2029 -600Y



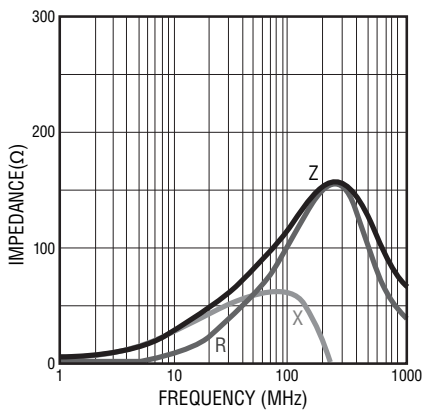
MH 2029- 800Y



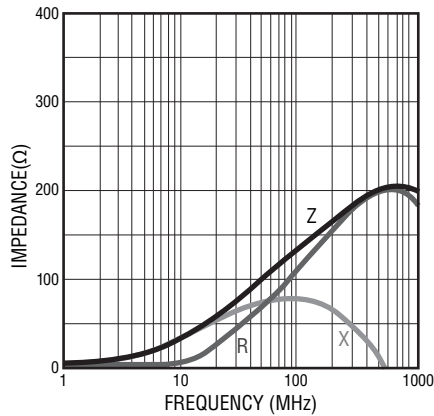
MH 2029- 101Y



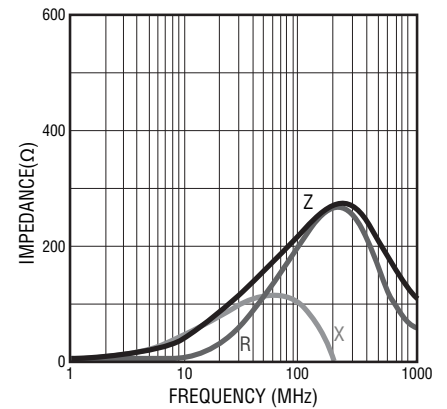
MH 2029- 121Y



MH 2029- 151Y



MH 2029- 221Y



Specifications are subject to change without notice.

The device characteristics and parameters in this data sheet can and do vary in different applications and actual device performance may vary over time.

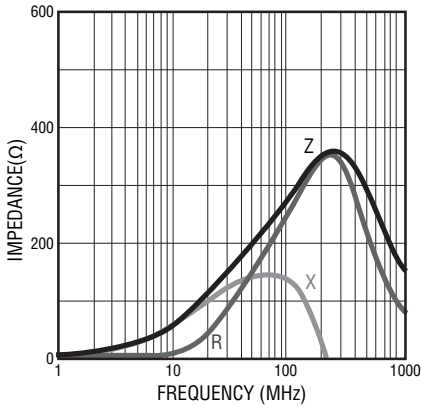
Users should verify actual device performance in their specific applications.

MH Series High Current Chip Ferrite Beads

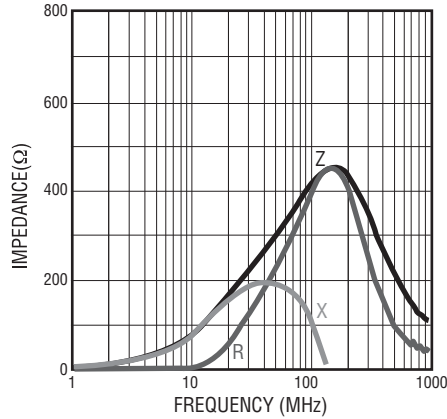
BOURNS®

Electrical Specifications (continued)

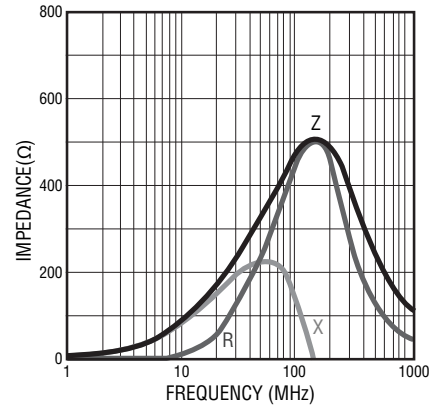
MH 2029- 301Y



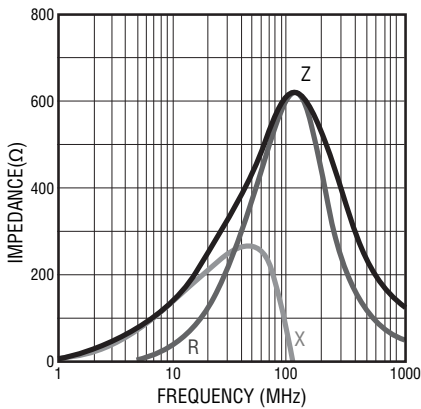
MH 2029 -401Y



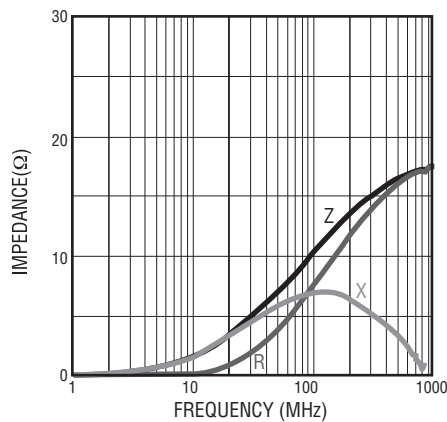
MH 2029- 471Y



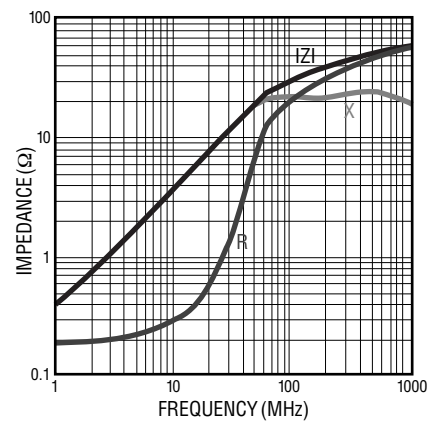
MH 2029- 601Y



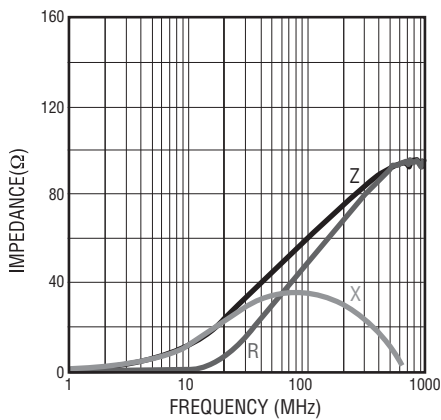
MH 1608 -100Y



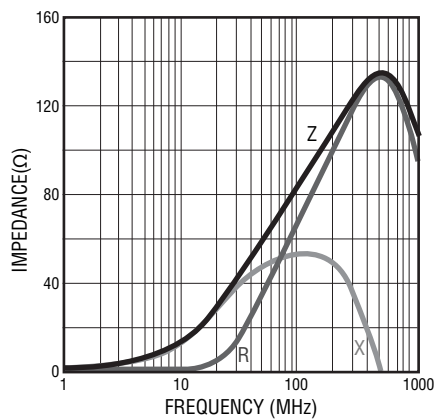
MH 1608- 300Y



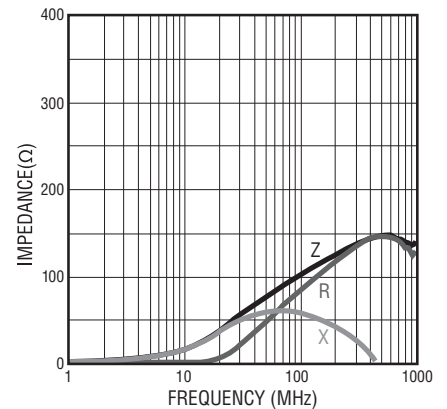
MH 1608 -600Y



MH 1608- 800Y



MH 1608- 101Y



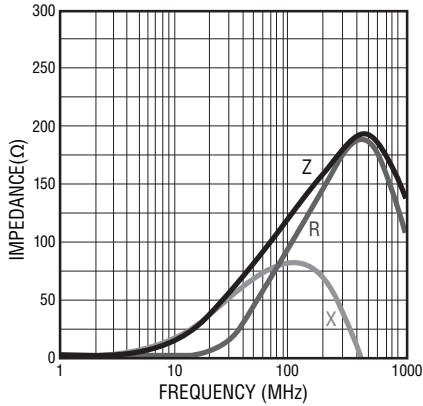
Specifications are subject to change without notice.
The device characteristics and parameters in this data sheet can and do vary in different applications and actual device performance may vary over time.
Users should verify actual device performance in their specific applications.

MH Series High Current Chip Ferrite Beads

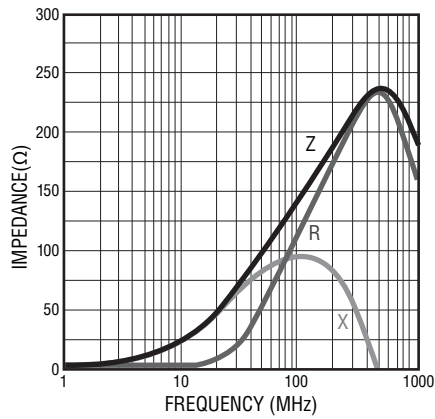
BOURNS®

Electrical Specifications (continued)

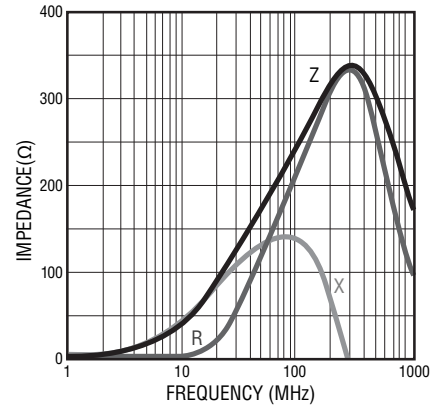
MH 1608- 121Y



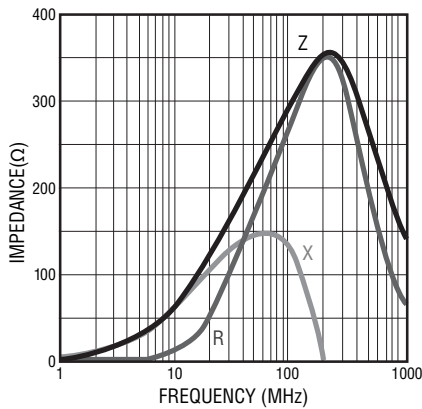
MH 1608- 151Y



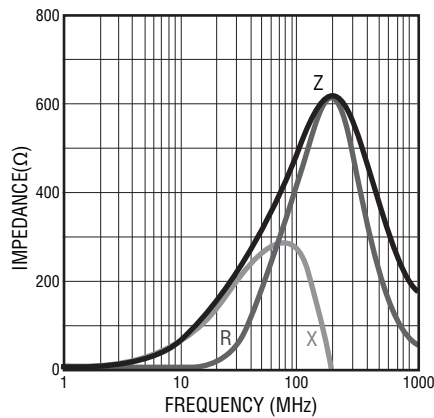
MH 1608- 221Y



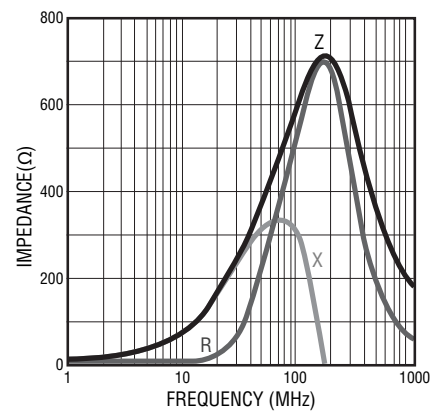
MH 1608- 301Y



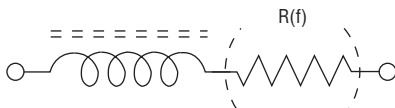
MH 1608- 471Y



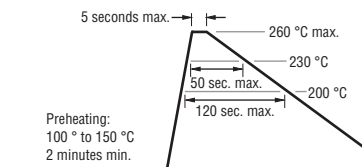
MH 1608- 601Y



Equivalent Circuit



Recommended Soldering

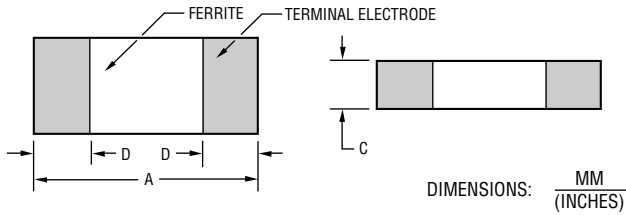


Specifications are subject to change without notice.
The device characteristics and parameters in this data sheet can and do vary in different applications and actual device performance may vary over time.
Users should verify actual device performance in their specific applications.

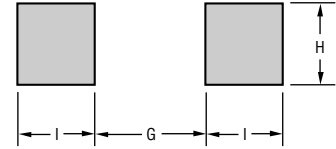
MH Series High Current Chip Ferrite Beads

BOURNS®

Product Dimensions

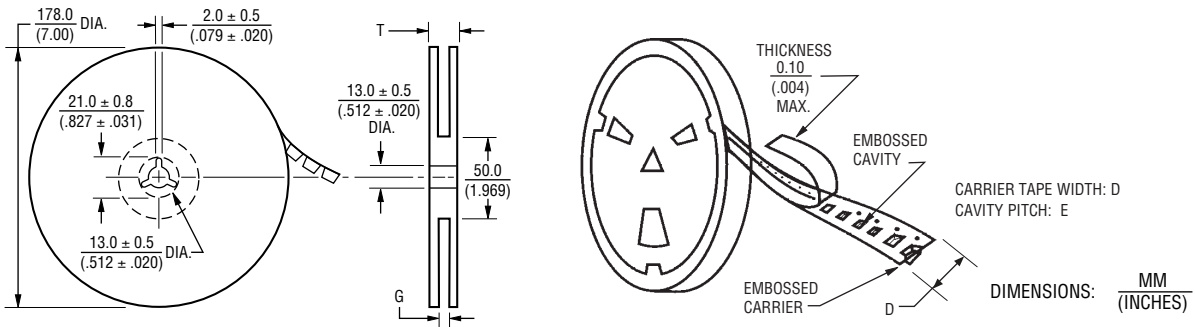


Recommended Land Pattern



| Series | A | B | C | D | G | H | I |
|--------|---------------------------------------|---------------------------------------|---------------------------------------|---------------------------------------|----------------------|----------------------|----------------------|
| 4532 | $\frac{4.5 \pm 0.2}{(.177 \pm .008)}$ | $\frac{3.2 \pm 0.2}{(.126 \pm .008)}$ | $\frac{1.5 \pm 0.2}{(.059 \pm .008)}$ | $\frac{0.5 \pm 0.2}{(.020 \pm .008)}$ | $\frac{3.0}{(.118)}$ | $\frac{3.0}{(.118)}$ | $\frac{1.5}{(.059)}$ |
| 4516 | $\frac{4.5 \pm 0.2}{(.177 \pm .008)}$ | $\frac{1.6 \pm 0.2}{(.063 \pm .008)}$ | $\frac{1.6 \pm 0.2}{(.063 \pm .008)}$ | $\frac{0.5 \pm 0.2}{(.020 \pm .008)}$ | $\frac{3.0}{(.118)}$ | $\frac{1.4}{(.055)}$ | $\frac{1.5}{(.059)}$ |
| 3261 | $\frac{3.2 \pm 0.2}{(.126 \pm .008)}$ | $\frac{1.6 \pm 0.2}{(.063 \pm .008)}$ | $\frac{1.1 \pm 0.2}{(.043 \pm .008)}$ | $\frac{0.5 \pm 0.2}{(.020 \pm .008)}$ | $\frac{2.0}{(.079)}$ | $\frac{1.4}{(.053)}$ | $\frac{1.1}{(.043)}$ |
| 2029 | $\frac{2.0 \pm 0.2}{(.079 \pm .008)}$ | $\frac{1.2 \pm 0.2}{(.047 \pm .008)}$ | $\frac{0.9 \pm 0.2}{(.035 \pm .008)}$ | $\frac{0.5 \pm 0.2}{(.020 \pm .008)}$ | $\frac{1.0}{(.040)}$ | $\frac{1.0}{(.040)}$ | $\frac{1.0}{(.040)}$ |
| 1608 | $\frac{1.6 \pm 0.2}{(.063 \pm .008)}$ | $\frac{0.8 \pm 0.2}{(.031 \pm .008)}$ | $\frac{0.8 \pm 0.2}{(.031 \pm .008)}$ | $\frac{0.5 \pm 0.2}{(.020 \pm .008)}$ | $\frac{0.7}{(.028)}$ | $\frac{0.7}{(.028)}$ | $\frac{0.7}{(.028)}$ |

Reel Dimensions



| Series | Pcs. per Reel | Gross Weight (g) | D | E | G | T |
|--------|---------------|------------------|-----------------------|----------------------|-------------------------------|-----------------------|
| 4532 | 1,000 | 170 | $\frac{12.0}{(.472)}$ | $\frac{8.0}{(.315)}$ | $\frac{14.0 + 0}{(.551 + 0)}$ | $\frac{16.5}{(.650)}$ |
| 4516 | 2,000 | 180 | $\frac{12.0}{(.472)}$ | $\frac{8.0}{(.315)}$ | $\frac{14.0 + 0}{(.551 + 0)}$ | $\frac{16.5}{(.650)}$ |
| 3261 | 3,000 | 150 | $\frac{8.0}{(.315)}$ | $\frac{4.0}{(.157)}$ | $\frac{10.0 + 0}{(.394 + 0)}$ | $\frac{12.5}{(.492)}$ |
| 2029 | 4,000 | 120 | $\frac{8.0}{(.315)}$ | $\frac{4.0}{(.157)}$ | $\frac{10.0 + 0}{(.394 + 0)}$ | $\frac{12.5}{(.492)}$ |
| 1608 | 4,000 | 90 | $\frac{8.0}{(.315)}$ | $\frac{4.0}{(.157)}$ | $\frac{10.0 + 0}{(.394 + 0)}$ | $\frac{12.5}{(.492)}$ |

REV. 02/13

Specifications are subject to change without notice.
 The device characteristics and parameters in this data sheet can and do vary in different applications and actual device performance may vary over time.
 Users should verify actual device performance in their specific applications.

Компания «Океан Электроники» предлагает заключение долгосрочных отношений при поставках импортных электронных компонентов на взаимовыгодных условиях!

Наши преимущества:

- Поставка оригинальных импортных электронных компонентов напрямую с производств Америки, Европы и Азии, а так же с крупнейших складов мира;
- Широкая линейка поставок активных и пассивных импортных электронных компонентов (более 30 млн. наименований);
- Поставка сложных, дефицитных, либо снятых с производства позиций;
- Оперативные сроки поставки под заказ (от 5 рабочих дней);
- Экспресс доставка в любую точку России;
- Помощь Конструкторского Отдела и консультации квалифицированных инженеров;
- Техническая поддержка проекта, помощь в подборе аналогов, поставка прототипов;
- Поставка электронных компонентов под контролем ВП;
- Система менеджмента качества сертифицирована по Международному стандарту ISO 9001;
- При необходимости вся продукция военного и аэрокосмического назначения проходит испытания и сертификацию в лаборатории (по согласованию с заказчиком);
- Поставка специализированных компонентов военного и аэрокосмического уровня качества (Xilinx, Altera, Analog Devices, Intersil, Interpoint, Microsemi, Actel, Aeroflex, Peregrine, VPT, Syfer, Eurofarad, Texas Instruments, MS Kennedy, Miteq, Cobham, E2V, MA-COM, Hittite, Mini-Circuits, General Dynamics и др.);

Компания «Океан Электроники» является официальным дистрибьютором и эксклюзивным представителем в России одного из крупнейших производителей разъемов военного и аэрокосмического назначения «JONHON», а так же официальным дистрибьютором и эксклюзивным представителем в России производителя высокотехнологичных и надежных решений для передачи СВЧ сигналов «FORSTAR».



JONHON

«JONHON» (основан в 1970 г.)

Разъемы специального, военного и аэрокосмического назначения:

(Применяются в военной, авиационной, аэрокосмической, морской, железнодорожной, горно- и нефтедобывающей отраслях промышленности)

«FORSTAR» (основан в 1998 г.)

ВЧ соединители, коаксиальные кабели, кабельные сборки и микроволновые компоненты:

(Применяются в телекоммуникациях гражданского и специального назначения, в средствах связи, РЛС, а так же военной, авиационной и аэрокосмической отраслях промышленности).



Телефон: 8 (812) 309-75-97 (многоканальный)

Факс: 8 (812) 320-03-32

Электронная почта: ocean@oceanchips.ru

Web: <http://oceanchips.ru/>

Адрес: 198099, г. Санкт-Петербург, ул. Калинина, д. 2, корп. 4, лит. А