



RXQ Series

Features

- 105°C, 8,000 ~ 10,000 hours assured
- Suitable for switching power supplies, UPS, Ballast
- Smaller case size current
- RoHS Compliance

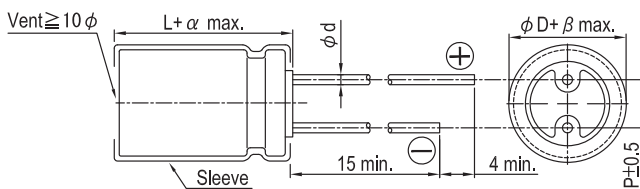


Sleeve & Marking Color: Black & Golden

Specifications

| Items | Performance | | | | | | | | | | | | | | | | | | | | | | | |
|--|---|--|------------------------|--|--------------------|------------------------------|-----------------------------------|-----------------------------------|-----------------|------------------------|-------------------|------|------|--------|------|------|------|-------------------|---|---|---|---|---|---|
| | Category Temperature Range | 160 ~ 400V -40°C ~ +105°C | 450V -25°C ~ +105°C | | | | | | | | | | | | | | | | | | | | | |
| Capacitance Tolerance | ±20% (at 120Hz, 20°C) | | | | | | | | | | | | | | | | | | | | | | | |
| Leakage Current (at 20°C) | <table border="1"> <tr> <td>Time</td> <td colspan="2">after 5 minutes</td> </tr> <tr> <td rowspan="2">Leakage Current</td> <td>CV ≤ 1,000 I = 0.03CV + 15(μA)</td> <td>CV > 1,000 I = 0.02CV + 25(μA)</td> </tr> </table> <p>Where, C = rated capacitance in μF V = rated DC working voltage in V</p> | | Time | after 5 minutes | | Leakage Current | CV ≤ 1,000 I = 0.03CV + 15(μA) | CV > 1,000 I = 0.02CV + 25(μA) | | | | | | | | | | | | | | | | |
| Time | after 5 minutes | | | | | | | | | | | | | | | | | | | | | | | |
| Leakage Current | CV ≤ 1,000 I = 0.03CV + 15(μA) | CV > 1,000 I = 0.02CV + 25(μA) | | | | | | | | | | | | | | | | | | | | | | |
| | Tanδ (at 120Hz, 20°C) | <table border="1"> <tr> <td>Rated Voltage</td> <td>160</td> <td>200</td> <td>250</td> <td>350</td> <td>400</td> <td>450</td> </tr> <tr> <td>Tanδ (max)</td> <td>0.20</td> <td>0.20</td> <td>0.20</td> <td>0.24</td> <td>0.24</td> <td>0.24</td> </tr> </table> | | Rated Voltage | 160 | 200 | 250 | 350 | 400 | 450 | Tanδ (max) | 0.20 | 0.20 | 0.20 | 0.24 | 0.24 | 0.24 | | | | | | | |
| Rated Voltage | 160 | 200 | 250 | 350 | 400 | 450 | | | | | | | | | | | | | | | | | | |
| Tanδ (max) | 0.20 | 0.20 | 0.20 | 0.24 | 0.24 | 0.24 | | | | | | | | | | | | | | | | | | |
| Low Temperature Characteristics (at 120Hz) | <p>Impedance ratio shall not exceed the values given in the table below.</p> <table border="1"> <tr> <td>Rated Voltage</td> <td>160</td> <td>200</td> <td>250</td> <td>350</td> <td>400</td> <td>450</td> </tr> <tr> <td rowspan="2">Impedance Ratio</td> <td>Z(-25°C)/Z(+20°C)</td> <td>3</td> <td>3</td> <td>3</td> <td>5</td> <td>5</td> <td>6</td> </tr> <tr> <td>Z(-40°C)/Z(+20°C)</td> <td>6</td> <td>6</td> <td>6</td> <td>6</td> <td>6</td> <td>-</td> </tr> </table> | | Rated Voltage | 160 | 200 | 250 | 350 | 400 | 450 | Impedance Ratio | Z(-25°C)/Z(+20°C) | 3 | 3 | 3 | 5 | 5 | 6 | Z(-40°C)/Z(+20°C) | 6 | 6 | 6 | 6 | 6 | - |
| Rated Voltage | 160 | 200 | 250 | 350 | 400 | 450 | | | | | | | | | | | | | | | | | | |
| Impedance Ratio | Z(-25°C)/Z(+20°C) | 3 | 3 | 3 | 5 | 5 | 6 | | | | | | | | | | | | | | | | | |
| | Z(-40°C)/Z(+20°C) | 6 | 6 | 6 | 6 | 6 | - | | | | | | | | | | | | | | | | | |
| Endurance | <table border="1"> <tr> <td>Test Time</td> <td>8,000 Hrs for φ D = 10mm; 10,000 Hrs for φ D ≥ 12.5mm</td> </tr> <tr> <td>Capacitance Change</td> <td>Within ±20% of initial value</td> </tr> <tr> <td>Tanδ</td> <td>Less than 200% of specified value</td> </tr> <tr> <td>Leakage Current</td> <td>Within specified value</td> </tr> </table> <p>* The above specifications shall be satisfied when the capacitors are restored to 20°C after the rated voltage applied with rated ripple current for 8,000 / 10,000 hours at 105°C.</p> | | Test Time | 8,000 Hrs for φ D = 10mm; 10,000 Hrs for φ D ≥ 12.5mm | Capacitance Change | Within ±20% of initial value | Tanδ | Less than 200% of specified value | Leakage Current | Within specified value | | | | | | | | | | | | | | |
| Test Time | 8,000 Hrs for φ D = 10mm; 10,000 Hrs for φ D ≥ 12.5mm | | | | | | | | | | | | | | | | | | | | | | | |
| Capacitance Change | Within ±20% of initial value | | | | | | | | | | | | | | | | | | | | | | | |
| Tanδ | Less than 200% of specified value | | | | | | | | | | | | | | | | | | | | | | | |
| Leakage Current | Within specified value | | | | | | | | | | | | | | | | | | | | | | | |
| Shelf Life Test | <table border="1"> <tr> <td>Test Time</td> <td>1,000 Hrs</td> </tr> <tr> <td>Capacitance Change</td> <td>Within ±20% of initial value</td> </tr> <tr> <td>Tanδ</td> <td>Less than 200% of specified value</td> </tr> <tr> <td>Leakage Current</td> <td>Within specified value</td> </tr> </table> <p>* The above specifications shall be satisfied when the capacitors are restored to 20°C after exposing them for 1,000 hours at 105°C without voltage applied. The rated voltage shall be applied to the capacitors before the measurements (Refer to JIS C 5101-4 4.1).</p> | | Test Time | 1,000 Hrs | Capacitance Change | Within ±20% of initial value | Tanδ | Less than 200% of specified value | Leakage Current | Within specified value | | | | | | | | | | | | | | |
| Test Time | 1,000 Hrs | | | | | | | | | | | | | | | | | | | | | | | |
| Capacitance Change | Within ±20% of initial value | | | | | | | | | | | | | | | | | | | | | | | |
| Tanδ | Less than 200% of specified value | | | | | | | | | | | | | | | | | | | | | | | |
| Leakage Current | Within specified value | | | | | | | | | | | | | | | | | | | | | | | |
| Ripple Current and Frequency Multipliers | <table border="1"> <tr> <td rowspan="3">Cap. (μF)</td> <td>Frequency (Hz)</td> <td>120</td> <td>1k</td> <td>10k</td> <td>100k up</td> </tr> <tr> <td>6.8 ~ 82</td> <td>1.00</td> <td>1.75</td> <td>2.25</td> <td>2.50</td> </tr> <tr> <td>100 up</td> <td>1.00</td> <td>1.67</td> <td>2.05</td> <td>2.25</td> </tr> </table> | | Cap. (μF) | Frequency (Hz) | 120 | 1k | 10k | 100k up | 6.8 ~ 82 | 1.00 | 1.75 | 2.25 | 2.50 | 100 up | 1.00 | 1.67 | 2.05 | 2.25 | | | | | | |
| Cap. (μF) | Frequency (Hz) | 120 | | 1k | 10k | 100k up | | | | | | | | | | | | | | | | | | |
| | 6.8 ~ 82 | 1.00 | | 1.75 | 2.25 | 2.50 | | | | | | | | | | | | | | | | | | |
| | 100 up | 1.00 | 1.67 | 2.05 | 2.25 | | | | | | | | | | | | | | | | | | | |

Diagram of Dimensions

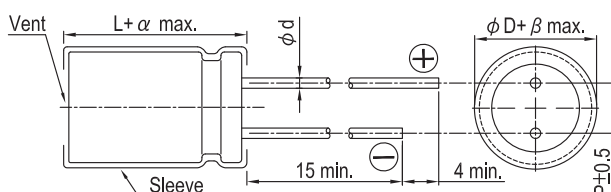


Lead Spacing and Diameter

| | | | | |
|-----|--------------------------|------|-----|-----|
| φ D | 10 | 12.5 | 16 | 18 |
| P | 5.0 | 5.0 | 7.5 | 7.5 |
| φ d | 0.6 | | 0.8 | |
| α | L < 20: 1.5, L ≥ 20: 2.0 | | | |
| β | 0.5 | | | |

Unit: mm

The case size of 16×20, 18×20 and 18×25 are suitable for below diagram:





Dimension: $\phi D \times L$ (mm)
Ripple Current: mA/rms at 105°C

Dimension and Permissible Ripple Current

| Cap. (μ F) | Contents | 160V (2C) | | 200V (2D) | | | 250V (2E) | | | 350V (2V) | | | 400V (2G) | | | |
|-----------------|----------|-------------------|----------------|----------------|-------------------|----------------|-----------|-------------------|----------------|-----------|-------------------|----------------|----------------|-------------------|----------------|----------------|
| | | $\phi D \times L$ | Ripple Current | | $\phi D \times L$ | Ripple Current | | $\phi D \times L$ | Ripple Current | | $\phi D \times L$ | Ripple Current | | $\phi D \times L$ | Ripple Current | |
| | | | 120 Hz | 100k Hz | | 120 Hz | 100k Hz | | 120 Hz | 100k Hz | | 120 Hz | 100k Hz | | 120 Hz | 100k Hz |
| 6.8 | | | | | | | | | | | 10×16 | 110 | 275 | 10×16 | 110 | 275 |
| 10 | | 10×12.5 | 100 | 250 | 10×16 | 125 | 313 | 10×20 | 140 | 350 | 10×20 | 140 | 350 | 10×20 | 140 | 350 |
| 22 | | 10×16 10×20 | 170 200 | 425 500 | 10×20 | 200 | 500 | 10×20 | 200 | 500 | 12.5×20 | 260 | 650 | 12.5×20 | 260 | 650 |
| 33 | | 10×20 | 250 | 625 | 10×20 | 260 | 650 | 12.5×20 | 320 | 800 | 16×20 | 360 | 900 | 16×20 | 360 | 900 |
| 47 | | 10×20 | 300 | 750 | 12.5×20 | 390 | 975 | 12.5×20 | 390 | 975 | 16×20 | 430 | 1,075 | 16×25 18×20 | 470 450 | 1,175 1,125 |
| 68 | | 12.5×20 | 470 | 1,175 | 12.5×20 | 470 | 1,175 | 16×20 | 520 | 1,300 | 16×25 18×20 | 560 550 | 1,400 1,375 | 18×25 | 585 | 1,463 |
| 82 | | 12.5×20 | 510 | 1,275 | 16×20 | 550 | 1,375 | 16×20 | 550 | 1,375 | 18×25 | 610 | 1,525 | 18×25 | 610 | 1,525 |
| 100 | | 12.5×25 16×20 | 620 630 | 1,395 1,418 | 16×20 | 630 | 1,418 | 16×25 | 680 | 1,530 | 18×25 | 700 | 1,575 | 18×31.5 | 765 | 1,721 |
| 120 | | | | | | | | | | | 18×31.5 | 830 | 1,868 | 18×35.5 | 865 | 1,946 |
| 150 | | 16×25 | 770 | 1,733 | 16×25 | 840 | 1,890 | 18×25 | 860 | 1,935 | 18×35.5 | 960 | 2,160 | 18×40 | 985 | 2,216 |
| 220 | | 16×31.5 | 1,020 | 2,295 | 18×25 | 1,050 | 2,363 | 18×31.5 | 1,130 | 2,543 | | | | | | |
| 330 | | 18×35.5 | 1,390 | 3,128 | 18×35.5 | 1,430 | 3,218 | | | | | | | | | |

| Cap. (μ F) | Contents | 450V (2W) | | |
|-----------------|----------|-------------------|----------------|------------|
| | | $\phi D \times L$ | Ripple Current | |
| | | | 120 Hz | 100k Hz |
| 6.8 | | 10×20 | 110 | 275 |
| 10 | | 12.5×20 | 180 | 450 |
| 22 | | 16×20 | 290 | 725 |
| 33 | | 16×25 18×20 | 390 380 | 975 950 |
| 47 | | 18×25 | 480 | 1,200 |
| 68 | | 18×31.5 | 630 | 1,575 |
| 82 | | 18×35.5 | 715 | 1,788 |
| 100 | | 18×40 | 800 | 1,800 |

Part Numbering System

RXQ Series 10 μ F \pm 20% 450V Bulk Package Gas Type 12.5 ϕ ×20L Pb-free and PET sleeve

RXQ **100** **M** **2W** **BK** - **1320**

Series Name Capacitance Capacitance Tolerance Rated Voltage Lead Configuration & Package Rubber Type Case Size Lead Wire and Sleeve type


Note: For more details, please refer to "Part Numbering System (Radial Type)" on page 13.

Radial

RQL Series

Features

- 105°C, 10,000 hours assured
- 10 φ ~ 18 φ with large permissible ripple current
- Slim type included
- RoHS Compliance

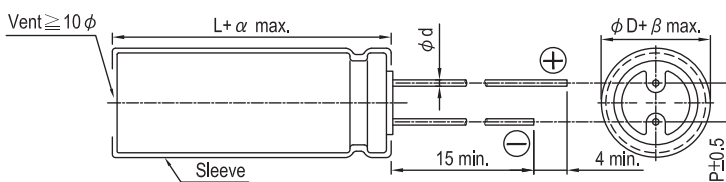


Sleeve & Marking Color: Black & Golden

Specifications

| Items | Performance | | | | | | | | | | | | | | | | | | |
|--|---|-----------------------------------|------|------------------------------|--------|----------------|-----------------|--------------------|-----------------------------------|-----------------------------------|-----------------------------------|-------------------|------------------------|------|------|-------------------|------|---|---|
| | Category Temperature Range | 400V -40°C ~ +105°C | | 420 ~ 450V -25°C ~ +105°C | | | | | | | | | | | | | | | |
| Capacitance Tolerance | ±20% (at 120Hz, 20°C) | | | | | | | | | | | | | | | | | | |
| Leakage Current (at 20°C) | <table border="1"> <thead> <tr> <th rowspan="2">Time</th> <th colspan="2">after 5 minutes</th> </tr> <tr> <th>CV ≤ 1,000 I = 0.03CV + 15(μA)</th> <th>CV > 1,000 I = 0.02CV + 25(μA)</th> </tr> </thead> </table> <p>Where, C = rated capacitance in μF V = rated DC working voltage in V</p> | | | | | Time | after 5 minutes | | CV ≤ 1,000 I = 0.03CV + 15(μA) | CV > 1,000 I = 0.02CV + 25(μA) | | | | | | | | | |
| Time | after 5 minutes | | | | | | | | | | | | | | | | | | |
| | CV ≤ 1,000 I = 0.03CV + 15(μA) | CV > 1,000 I = 0.02CV + 25(μA) | | | | | | | | | | | | | | | | | |
| Tanδ (at 120Hz, 20°C) | <table border="1"> <thead> <tr> <th>Rated Voltage</th> <th>400</th> <th>420</th> <th>450</th> </tr> </thead> <tbody> <tr> <td>Tanδ (max)</td> <td>0.24</td> <td>0.24</td> <td>0.24</td> </tr> </tbody> </table> | | | | | Rated Voltage | 400 | 420 | 450 | Tanδ (max) | 0.24 | 0.24 | 0.24 | | | | | | |
| Rated Voltage | 400 | 420 | 450 | | | | | | | | | | | | | | | | |
| Tanδ (max) | 0.24 | 0.24 | 0.24 | | | | | | | | | | | | | | | | |
| Low Temperature Characteristics (at 120Hz) | <p>Impedance ratio shall not exceed the values given in the table below.</p> <table border="1"> <thead> <tr> <th colspan="2">Rated Voltage</th> <th>400</th> <th>420</th> <th>450</th> </tr> </thead> <tbody> <tr> <td rowspan="2">Impedance Ratio</td> <td>Z(-25°C)/Z(+20°C)</td> <td>5</td> <td>6</td> <td>6</td> </tr> <tr> <td>Z(-40°C)/Z(+20°C)</td> <td>6</td> <td>-</td> <td>-</td> </tr> </tbody> </table> | | | | | Rated Voltage | | 400 | 420 | 450 | Impedance Ratio | Z(-25°C)/Z(+20°C) | 5 | 6 | 6 | Z(-40°C)/Z(+20°C) | 6 | - | - |
| Rated Voltage | | 400 | 420 | 450 | | | | | | | | | | | | | | | |
| Impedance Ratio | Z(-25°C)/Z(+20°C) | 5 | 6 | 6 | | | | | | | | | | | | | | | |
| | Z(-40°C)/Z(+20°C) | 6 | - | - | | | | | | | | | | | | | | | |
| Endurance | <table border="1"> <thead> <tr> <th>Test Time</th> <th>10,000 Hrs</th> </tr> </thead> <tbody> <tr> <td>Capacitance Change</td> <td>Within ±20% of initial value</td> </tr> <tr> <td>Tanδ</td> <td>Less than 200% of specified value</td> </tr> <tr> <td>Leakage Current</td> <td>Within specified value</td> </tr> </tbody> </table> <p>* The above specifications shall be satisfied when the capacitors are restored to 20°C after the rated voltage applied with rated ripple current for 10,000 hours at 105°C.</p> | | | | | Test Time | 10,000 Hrs | Capacitance Change | Within ±20% of initial value | Tanδ | Less than 200% of specified value | Leakage Current | Within specified value | | | | | | |
| Test Time | 10,000 Hrs | | | | | | | | | | | | | | | | | | |
| Capacitance Change | Within ±20% of initial value | | | | | | | | | | | | | | | | | | |
| Tanδ | Less than 200% of specified value | | | | | | | | | | | | | | | | | | |
| Leakage Current | Within specified value | | | | | | | | | | | | | | | | | | |
| Shelf Life Test | <table border="1"> <thead> <tr> <th>Test Time</th> <th>1,000 Hrs</th> </tr> </thead> <tbody> <tr> <td>Capacitance Change</td> <td>Within ±20% of initial value</td> </tr> <tr> <td>Tanδ</td> <td>Less than 200% of specified value</td> </tr> <tr> <td>Leakage Current</td> <td>Within specified value</td> </tr> </tbody> </table> <p>* The above specifications shall be satisfied when the capacitors are restored to 20°C after exposing them for 1,000 hours at 105°C without voltage applied. The rated voltage shall be applied to the capacitors before the measurements (Refer to JIS C 5101-4 4.1).</p> | | | | | Test Time | 1,000 Hrs | Capacitance Change | Within ±20% of initial value | Tanδ | Less than 200% of specified value | Leakage Current | Within specified value | | | | | | |
| Test Time | 1,000 Hrs | | | | | | | | | | | | | | | | | | |
| Capacitance Change | Within ±20% of initial value | | | | | | | | | | | | | | | | | | |
| Tanδ | Less than 200% of specified value | | | | | | | | | | | | | | | | | | |
| Leakage Current | Within specified value | | | | | | | | | | | | | | | | | | |
| Ripple Current and Frequency Multipliers | <table border="1"> <thead> <tr> <th>Frequency (Hz)</th> <th>60</th> <th>120</th> <th>500</th> <th>1k</th> <th>10k up</th> </tr> </thead> <tbody> <tr> <td>Multipliers</td> <td>0.80</td> <td>1.00</td> <td>1.25</td> <td>1.40</td> <td>1.50</td> </tr> </tbody> </table> | | | | | Frequency (Hz) | 60 | 120 | 500 | 1k | 10k up | Multipliers | 0.80 | 1.00 | 1.25 | 1.40 | 1.50 | | |
| Frequency (Hz) | 60 | 120 | 500 | 1k | 10k up | | | | | | | | | | | | | | |
| Multipliers | 0.80 | 1.00 | 1.25 | 1.40 | 1.50 | | | | | | | | | | | | | | |

Diagram of Dimensions



Lead Spacing and Diameter

| | 10 | 12.5 | 16 | 18 |
|----|-----|------|-----|-----|
| φD | 10 | 12.5 | 16 | 18 |
| P | 5.0 | 5.0 | 7.5 | 7.5 |
| φd | 0.6 | | 0.8 | |
| α | 2.0 | | | |
| β | 0.5 | | | |

Unit: mm



Dimension: $\phi D \times L$ (mm)
Ripple Current: mA/rms at 105°C

Dimension and Permissible Ripple Current

| Rated Voltage V_{DC} | Cap. (μF) | 10 ϕ | | 12.5 ϕ | | 16 ϕ | | | 18 ϕ | | | | |
|---------------------------|---------------------|-------------------|----------------|-------------|-------------------|----------------|---------|-------------------|----------------|----------------|-------------------|----------------|----------------|
| | | $\phi D \times L$ | Ripple Current | | $\phi D \times L$ | Ripple Current | | $\phi D \times L$ | Ripple Current | | $\phi D \times L$ | Ripple Current | |
| | | | 120 Hz | 100k Hz | | 120 Hz | 100k Hz | | 120 Hz | 100k Hz | | 120 Hz | 100k Hz |
| 400V (2G) | 33 | 10×40 | 315 | 475 | | | | | | | | | |
| | 39 | 10×45 | 360 | 545 | | | | | | | | | |
| | 47 | 10×50 | 420 | 630 | 12.5×30 | 440 | 660 | | | | | | |
| | 56 | | | | 12.5×35 | 500 | 750 | | | | | | |
| | 68 | | | | 12.5×40 | 580 | 870 | 16×31.5 | 530 | 795 | | | |
| | 82 | | | | 12.5×50 | 625 | 935 | 16×35.5 | 615 | 920 | | | |
| | 100 | | | | | | | 16×40 | 715 | 1,070 | | | |
| | 120 | | | | | | | 16×40 16×45 | 800 840 | 1,200 1,260 | 18×35.5 18×40 | 790 870 | 1,185 1,305 |
| | 150 | | | | | | | 16×50 | 990 | 1,485 | 18×45 | 985 | 1,475 |
| | | | | | | | | | | 18×50 | 1,120 | 1,685 | |
| 420V (2P) | 33 | 10×40 | 370 | 555 | | | | | | | | | |
| | 39 | 10×45 | 410 | 615 | 12.5×30 | 390 | 585 | | | | | | |
| | 47 | 10×50 | 465 | 700 | 12.5×35 | 450 | 675 | | | | | | |
| | 56 | | | | 12.5×40 | 520 | 780 | 16×31.5 | 500 | 750 | | | |
| | 68 | | | | 12.5×45 | 580 | 870 | 16×35.5 | 580 | 870 | | | |
| | 82 | | | | 12.5×50 | 660 | 990 | 16×35.5 16×40 | 730 675 | 1,095 1,010 | | | |
| | 100 | | | | | | | 16×40 16×45 | 750 755 | 1,125 1,130 | 18×35.5 | 725 | 1,085 |
| | 120 | | | | | | | 16×50 | 865 | 1,300 | 18×40 18×45 | 835 880 | 1,250 1,320 |
| | 150 | | | | | | | | | | 18×50 | 1,030 | 1,550 |
| 450V (2W) | 33 | 10×45 | 330 | 495 | 12.5×30 | 370 | 555 | | | | | | |
| | 39 | 10×50 | 380 | 570 | 12.5×35 | 420 | 630 | | | | | | |
| | 47 | | | | 12.5×40 | 480 | 720 | | | | | | |
| | 53 | | | | 12.5×45 | 500 | 750 | | | | | | |
| | 56 | | | | 12.5×45 | 530 | 795 | 16×31.5 | 510 | 765 | | | |
| | 68 | | | | 12.5×50 | 620 | 930 | 16×35.5 | 590 | 885 | | | |
| | 82 | | | | | | | 16×40 | 615 | 920 | 18×35.5 | 645 | 965 |
| | 100 | | | | | | | 16×45 | 715 | 1,070 | 18×40 | 750 | 1,125 |
| | 120 | | | | | | | 16×50 | 820 | 1,230 | 18×45 | 835 | 1,250 |
| 150 | | | | | | | | | | 18×50 | 975 | 1,465 | |

Remark: Other sizes and specification are available, please contact us for detail.

Part Numbering System

RQL Series 39 μF $\pm 20\%$ 450V Bulk Package Gas Type 10 ϕ ×50L Pb-free and PET sleeve

RQL **390** **M** **2W** **BK** - **1050**

Series Name Capacitance Capacitance Tolerance Rated Voltage Lead Configuration & Package Rubber Type Case Size Lead Wire and Sleeve type

Note: For more details, please refer to "Part Numbering System (Radial Type)" on page 13.

Radial

Компания «Океан Электроники» предлагает заключение долгосрочных отношений при поставках импортных электронных компонентов на взаимовыгодных условиях!

Наши преимущества:

- Поставка оригинальных импортных электронных компонентов напрямую с производств Америки, Европы и Азии, а так же с крупнейших складов мира;
- Широкая линейка поставок активных и пассивных импортных электронных компонентов (более 30 млн. наименований);
- Поставка сложных, дефицитных, либо снятых с производства позиций;
- Оперативные сроки поставки под заказ (от 5 рабочих дней);
- Экспресс доставка в любую точку России;
- Помощь Конструкторского Отдела и консультации квалифицированных инженеров;
- Техническая поддержка проекта, помощь в подборе аналогов, поставка прототипов;
- Поставка электронных компонентов под контролем ВП;
- Система менеджмента качества сертифицирована по Международному стандарту ISO 9001;
- При необходимости вся продукция военного и аэрокосмического назначения проходит испытания и сертификацию в лаборатории (по согласованию с заказчиком);
- Поставка специализированных компонентов военного и аэрокосмического уровня качества (Xilinx, Altera, Analog Devices, Intersil, Interpoint, Microsemi, Actel, Aeroflex, Peregrine, VPT, Syfer, Eurofarad, Texas Instruments, MS Kennedy, Miteq, Cobham, E2V, MA-COM, Hittite, Mini-Circuits, General Dynamics и др.);

Компания «Океан Электроники» является официальным дистрибьютором и эксклюзивным представителем в России одного из крупнейших производителей разъемов военного и аэрокосмического назначения «JONHON», а так же официальным дистрибьютором и эксклюзивным представителем в России производителя высокотехнологичных и надежных решений для передачи СВЧ сигналов «FORSTAR».



JONHON

«JONHON» (основан в 1970 г.)

Разъемы специального, военного и аэрокосмического назначения:

(Применяются в военной, авиационной, аэрокосмической, морской, железнодорожной, горно- и нефтедобывающей отраслях промышленности)

«FORSTAR» (основан в 1998 г.)

ВЧ соединители, коаксиальные кабели, кабельные сборки и микроволновые компоненты:

(Применяются в телекоммуникациях гражданского и специального назначения, в средствах связи, РЛС, а так же военной, авиационной и аэрокосмической отраслях промышленности).



Телефон: 8 (812) 309-75-97 (многоканальный)

Факс: 8 (812) 320-03-32

Электронная почта: ocean@oceanchips.ru

Web: <http://oceanchips.ru/>

Адрес: 198099, г. Санкт-Петербург, ул. Калинина, д. 2, корп. 4, лит. А