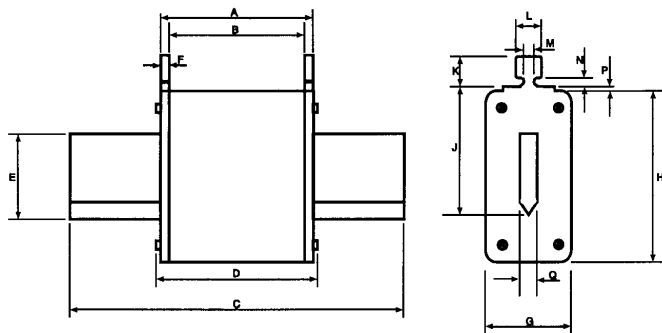


HRC Fuse Links

NH

Class of Operation gL/gG, 500V AC, 2 to 1600 Amps
 Sizes C00 to 4



CATALOG SYMBOL: (amp)NH(size)G
 HRC FUSE LINKS
 CLASS OF OPERATION gL/gG
 500V AC
 2 TO 1600 AMPS
 SIZES C00 TO 4

Standards/ Approvals: IEC 269/2, DE0636, DIN43620 Part 1.
Description: A square bodied range of industrial fuse links for a wide variety of applications.
Packaging: All fuse links are packed in 3's.
Ordering Code: Rating/Type Size Category
 e.g. 50NH00G.

Technical Data:
Rated Voltage: 500V AC
Rated Breaking Capacity: 120 kA
Rated Frequency: 50 Hz
Operating Frequency: 45 - 62 Hz
Selectivity: 1 : 1.6 up to 500V AC
 1 : 1.25 up to 380V AC
Design - Insulator: Ceramic
- Metal Parts: Corrosion-proof (top plate also galvanic plated)
Contact Blades: Full contact blades, silver plated copper.
Protection Type: IP00 according to DIN40050
Dimensions: DIN 43620
Tests: VDE 0636/22
Constancy of Characteristics: Resistant to aging.
On/Off Indicator: Spring indicator, minimum operating voltage 10V.
Mechanical Stress: Vibrations 7 up to 50 Hz with 1 g, shocks with 5 g.

Specifications (Dimensions all in mm)

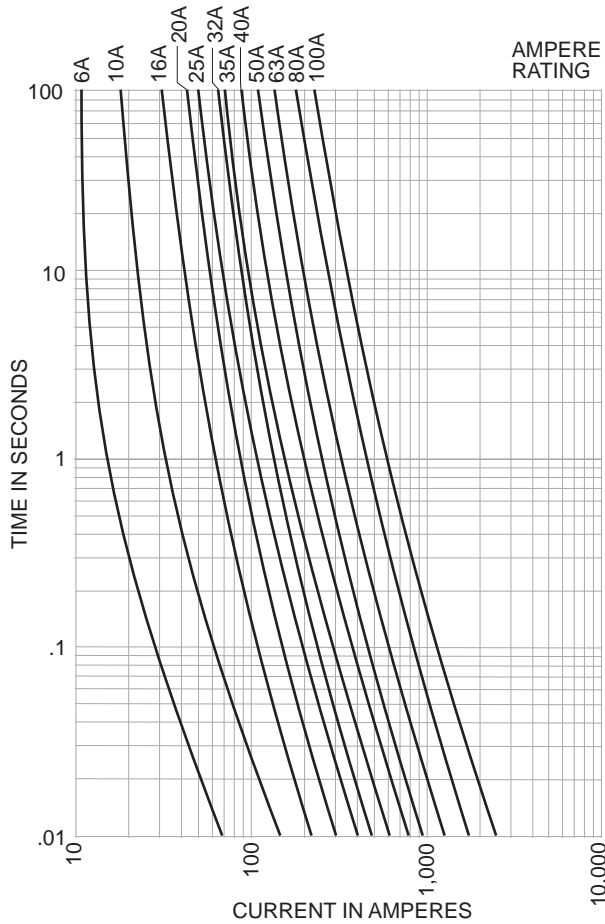
Fuse Size	A	B	C	D	E	F	G	H	J	K	L	M	N	P	Q
C00	49 ± 1.5	45 ± 1.5	78.5 ± 1.5	54 - 6	15	2	21	41	35	10	10	6	2.5	2	6
00	49 ± 1.5	45 ± 1.5	78.5 ± 1.5	54 - 6	15	2	30	48	35	10	10	6	2.5	2	6
0	68 ± 2.5	62 ± 3	125 ± 2.5	68 - 8	15	2	30	48	35	10	10	6	2.5	2	6
1S	68 ± 2.5	62 ± 2.5	135 ± 2.5	75 - 10	15	2.5	30	48	40	10	10	6	2.5	2	6
1	68 ± 2.5	62 ± 2.5	135 ± 2.5	75 - 10	20	2.5	41	53	40	10	10	6	2.5	2	6
2	68 ± 2.5	62 ± 2.5	150 ± 2.5	75 - 10	25	2.5	51	61	48	10	10	6	2.5	2	6
3	68 ± 2.5	62 ± 2.5	150 ± 2.5	75 - 10	32	2.5	72	76	60	10	10	6	2.5	2	6
4	90 ± 3	84 ± 3	78.5 ± 1.5	max. 100	50	4	100	85	85	10	10	6	2.5	2	6

HRC Fuse Links

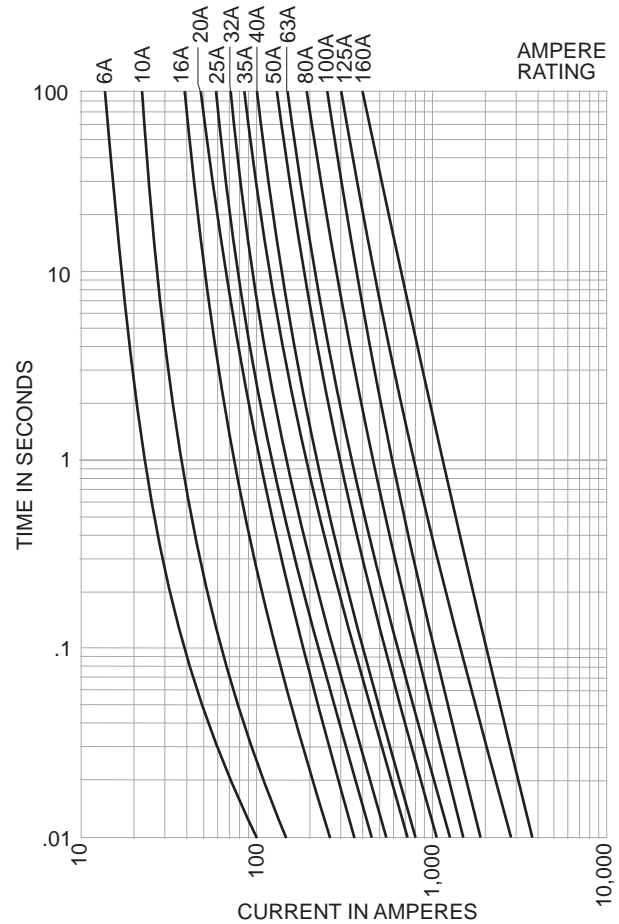
Class of Operation gL/gG, 500V AC, 2 to 1600 Amps

Sizes C00 to 4

Time Current Characteristics for Size C00



Time Current Characteristics for Size 00



Size C00 Details:

Approvals: VDE, ÖVE, CEPEC, NEMKO, KEMA, FEMKO, and L.R.S

Rated Currents: 2, 4, 6, 10, 16, 20, 25, 32, 35, 40, 50, 63, 80, and 100 Amps

Weight: 0.12 kg.

Size 00 Details:

Approvals: VDE, ÖVE, CEPEC, NEMKO, KEMA, FEMKO, and L.R.S

Rated Currents: 2, 4, 6, 10, 16, 20, 25, 32, 35, 40, 50, 63, 80, 100, 125, and 160 Amps

Weight: 0.16 kg.

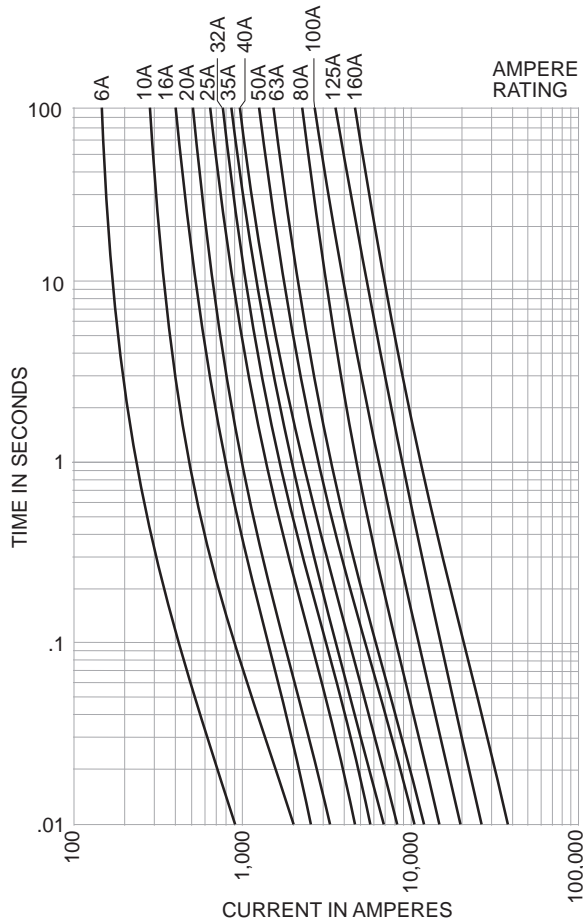
Catalog Number	I ² t (Ampere ² Seconds)				Nom. Watts Loss	Rated Voltage
	Amp Ratings	Pre-Arcing	Total @ 380V	Total @ 500V		
6NHCOG	6	33	100	210	1.3	500 AC
10NHCOG	10	80	150	410	1.5	
16HNHCOG	16	350	850	1,850	2.0	
20NHCOG	20	780	1,900	4,200	2.1	
25NHCOG	25	1,400	3,400	7,800	2.3	
32HNHCOG	32	2,400	5,900	13,000	3.5	
35NHCOG	35	3,600	8,700	20,000	3.5	
40NHCOG	40	4,900	12,000	26,000	3.8	
50NHCOG	50	7,800	18,500	42,200	4.4	
63NHCOG	63	13,000	32,300	72,700	5.4	
80NHCOG	80	17,800	44,000	98,000	5.4	
100NHCOG	100	26,300	65,000	142,000	6.4	

Catalog Number	I ² t (Ampere ² Seconds)				Nom. Watts Loss	Rated Voltage
	Amp Ratings	Pre-Arcing	Total @ 380V	Total @ 500V		
6NH00G	6	33	100	210	1.3	500 AC
10NH00G	10	80	180	410	1.5	
16NH00G	16	350	850	1,850	2.0	
20NH00G	20	780	1,900	4,200	2.1	
25NH00G	25	1,400	3,400	7,800	2.3	
32NH00G	32	2,400	5,900	13,000	3.5	
35NH00G	35	3,600	8,700	20,000	3.5	
40NH00G	40	4,900	12,000	26,000	3.8	
50NH00G	50	7,800	18,500	42,200	4.8	
63NH00G	63	13,000	32,300	72,700	5.6	
80NH00G	80	17,800	44,000	98,000	6.8	
100NH00G	100	26,300	65,000	142,000	7.3	
125NH00G	125	40,500	96,000	214,000	9.2	
160NH00G	160	76,500	178,000	405,000	11.7	

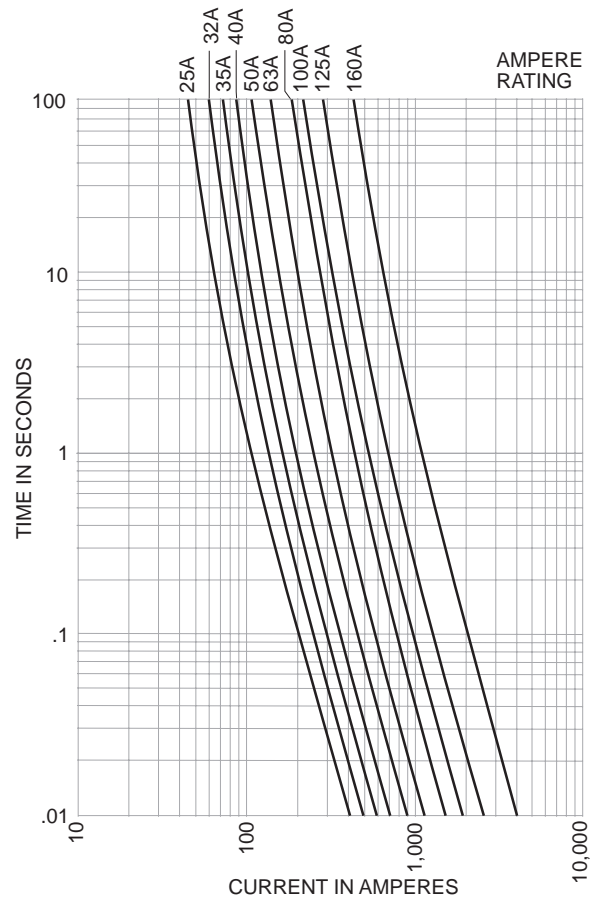
HRC Fuse Links

Class of Operation gL/gG, 500V AC, 2 to 1600 Amps
 Sizes C00 to 4

Time Current Characteristics for Size 0



Time Current Characteristics for Size 1 (small)



Size 0 Details:

Approvals: VDE, CEPEC, NEMKO, KEMA, FEMKO, and L.R.S
Rated Currents: 6, 10, 16, 20, 25, 32, 35, 40, 50, 63, 80, 100, 125, and 160 Amps
Weight: 0.23 kg.

Size 1 (small) Details:

Approvals: VDE, ÖVE, and FEMKO
Rated Currents: 25, 32, 35, 40, 50, 63, 80, 100, 125, and 160 Amps
Weight: 0.26 kg.

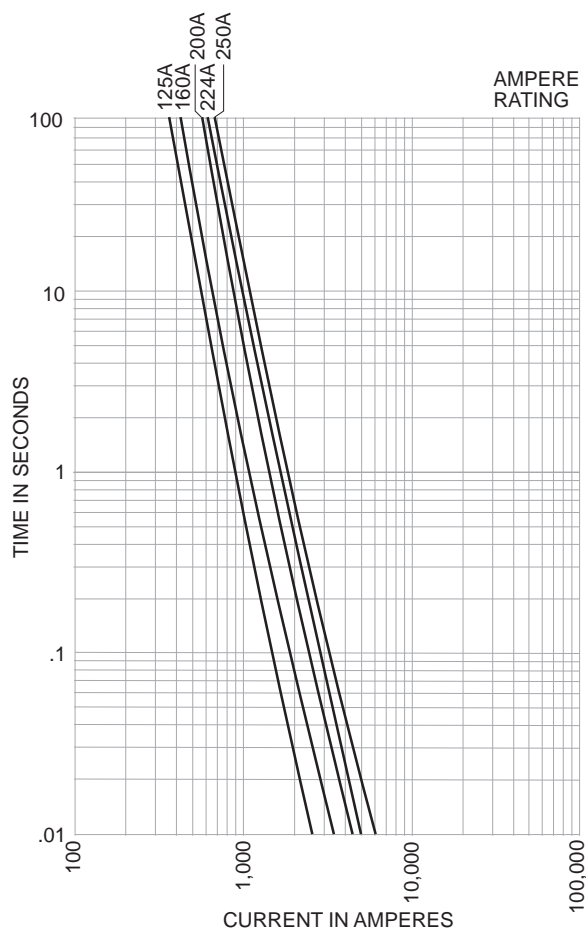
Catalog Number	Amp Ratings	I ² t (Ampere ² Seconds)			Nom. Watts Loss	Rated Voltage
		Pre-Arcing	Total @ 380V	Total @ 500V		
6NHOG	6	33	100	210	1.8	500 AC
10NHOG	10	80	150	410	2.1	
16HNHOG	16	350	850	1,850	2.5	
20NHOG	20	780	1,900	4,200	2.7	
25NHOG	25	1,400	3,400	7,800	3.0	
32NHOG	32	2,400	5,900	13,000	4.2	
35NHOG	35	3,600	8,700	20,000	4.3	
40NHOG	40	4,900	12,000	26,000	4.6	
50NHOG	50	7,800	18,500	42,200	5.5	
63NHOG	63	13,000	32,300	72,700	7.2	
80NHOG	80	17,800	44,000	98,000	7.3	
100NHOG	100	26,300	65,000	142,000	9.4	
125NHOG	125	40,500	96,000	214,000	12.6	
160NHOG	160	76,500	178,000	405,000	14.2	

Catalog Number	Amp Ratings	I ² t (Ampere ² Seconds)			Nom. Watts Loss	Rated Voltage
		Pre-Arcing	Total @ 380V	Total @ 500V		
25NH1SG	25	1,400	3,400	7,800	3.0	500 AC
32NH1SG	32	2,400	5,900	13,000	4.2	
35NH1SG	35	3,600	8,700	20,000	4.3	
40NH1SG	40	4,900	12,000	26,000	4.6	
50NH1SG	50	7,800	18,500	42,200	5.3	
63NH1SG	63	13,000	32,300	72,700	7.2	
80NH1SG	80	17,800	44,000	98,000	7.3	
100NH1SG	100	26,300	65,000	142,000	9.4	
125NH1SG	125	40,500	96,000	214,000	12.7	
160NH1SG	160	76,500	178,000	405,000	14.2	

HRC Fuse Links

Class of Operation gL/gG, 500V AC, 2 to 1600 Amps
 Sizes C00 to 4

Time Current Characteristics for Size 1



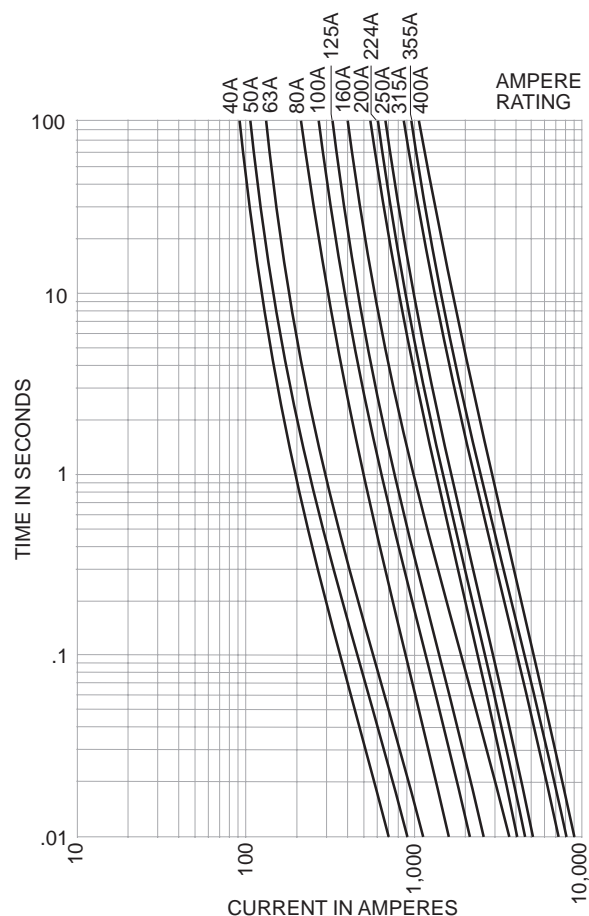
Size 1 Details:

Approvals: VDE, CEBC, ÖVE, L.R.S, NEMKO, KEMA, and FEMKO

Rated Currents: 125, 160, 200, 224, and 250 Amps

Weight: 0.38 kg.

Time Current Characteristics for Size 2



Size 2 Details:

Approvals: VDE, CEBC, ÖVE, L.R.S, NEMKO, KEMA, and FEMKO

Rated Currents: 40, 50, 63, 80, 100, 125, 160, 200, 224, 250, 300, 315, 355, and 400 Amps

Weight: 0.59 kg.

Catalog Number	I ² t (Ampere ² Seconds)				Nom. Watts Loss	Rated Voltage
	Amp Ratings	Pre-Arcing	Total @ 380V	Total @ 500V		
125NH1G	125	40,500	96,000	215,000	12.7	500 AC
160NH1G	160	76,500	178,000	405,000	16.2	
200H1G	200	120,000	290,000	650,000	19.1	
224NH1G	224	160,000	385,000	870,000	20.9	
250NH1G	250	193,000	470,000	1,100,000	21.6	

Catalog Number	I ² t (Ampere ² Seconds)				Nom. Watts Loss	Rated Voltage
	Amp Ratings	Pre-Arcing	Total @ 380V	Total @ 500V		
40NH2G	40	4,900	12,000	26,000	4.6	500 AC
50NH2G	50	7,800	18,500	42,200	6.0	
63NH2G	63	13,000	32,300	72,700	7.7	
80NH2G	80	17,800	44,000	98,000	7.8	
100NH2G	100	26,300	65,000	142,000	9.3	
125NH2G	125	40,500	96,000	214,000	12.5	
160NH2G	160	76,500	178,000	405,000	17.5	
200NH2G	200	120,000	290,000	650,000	18.1	
224NH2G	224	160,000	385,000	870,000	21.2	
250NH2G	250	193,000	470,000	1,100,000	24.9	
315NH2G	315	320,000	780,000	1,750,000	29.7	
355NH2G	355	405,000	1,000,000	2,250,000	33.7	
400NH2G	400	590,000	1,500,000	3,300,000	32.1	

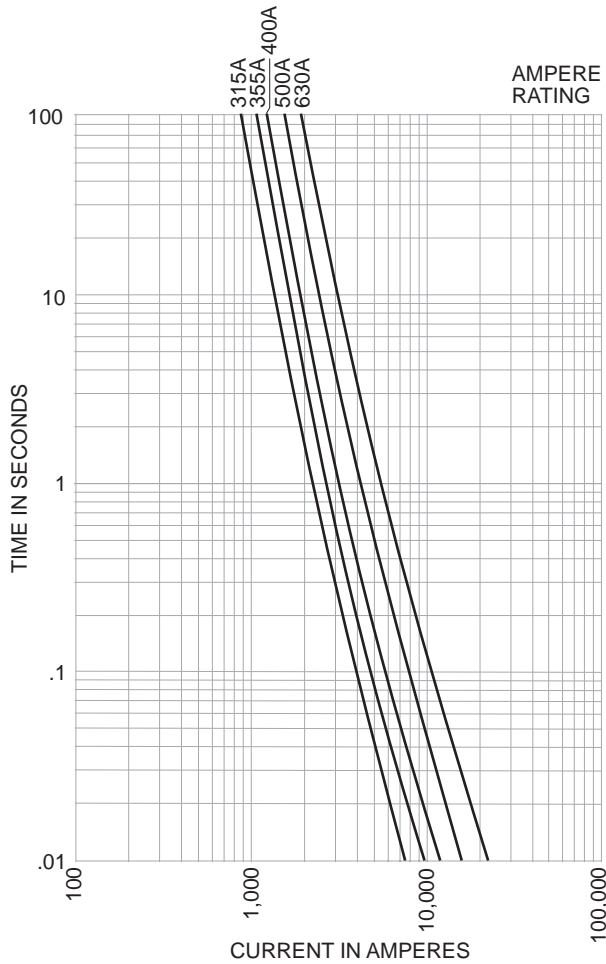
HRC Fuse Links

Class of Operation gL/gG, 500V AC, 2 to 1600 Amps

Sizes C00 to 4

NH

Time Current Characteristics for Size 3



Size 3 Details:

Approvals: CEBEC

Rated Currents: 315, 355, 400, 425, 500, and 630 Amps

Weight: 1.0 kg.

Catalog Number	I ² t (Ampere ² Seconds)				Nom. Watts Loss	Rated Voltage
	Amp Ratings	Pre-Arcing	Total @ 380V	Total @ 500V		
315NH3G	315	320,000	780,000	1,750,000	29.7	500 AC
355NH3G	355	405,000	1,000,000	2,250,000	33.7	
400NH3G	400	590,000	1,500,000	3,300,000	32.1	
500NH3G	500	1,000,000	2,500,000	5,500,000	38.3	
630NH3G	630	1,670,000	4,100,000	9,200,000	42.5	

HRC Fuse Links

Class of Operation gL/gG, 500V AC, 2 to 1600 Amps
 Sizes C00 to 4

Competitor's Cross Reference Bussmann 500/660V 'NH' Fuselinks

Body Size	Bussmann	Lindner	Siemens	Jean Muller	Body Size	Bussmann	Lindner	Siemens	Jean Muller
C00	2NHC00G	7999.0027	—	M00CgL2	1	125NH1G	8001.1257	3NA3 132	M1GL125
	4NHC00G	7999.0047	—	M00CgL4		160NH1G	8001.1607	3NA3 136	M1GL160
	6NHC00G	7999.0067	3NA3 801	M00CgL6		200NH1G	8001.2007	3NA3 140	M1GL200
	10NHC00G	7999.0107	3NA3 803	M00CgL10		224NH1G	—	—	—
	16NHC00G	7999.0167	3NA3 805	M00CgL16		250NH1G	8001.2507	3NA3 144	M1GL1250
	20NHC00G	7999.0207	3NA3 807	M00CgL20	2	40NH2G	8002.0407	—	M2gL40
	25NHC00G	7999.0257	3NA3 810	M00CgL25		50NH2G	8002.0507	—	M2gL50
	32NHC00G	7999.0327	3NA3 812	M00CgL32		63NH2G	8002.0637	—	M2gL63
	35NHC00G	7999.0357	3NA3 814	M00CgL35		80NH2G	8002.0807	3NA3 224	M2gL80
	40NHC00G	7999.0407	3NA3 817	M00CgL40		100NH2G	8002.1007	3NA3 230	M2gL100
	50NHC00G	7999.0507	3NA3 820	M00CgL50		125NH2G	8002.1257	3NA3 232	M2gL125
	63NHC00G	7999.0637	3NA3 822	M00CgL63		160NH2G	8002.1607	3NA3 236	M2gL160
	80NHC00G	7999.0807	3NA3 824	M00CgL80		200NH2G	8002.2007	3NA3 240	M2gL200
	100NHC00G	7999.01007	3NA3 830	M00CgL100		224NH2G	—	—	—
00	2NH00G	—	—	—		250NH2G	8002.2507	—	M2gL250
	4NH00G	—	—	—	300NH2G	8002.3007	—	—	
	6NH00G	—	—	—	315NH2G	8002.3157	3NA3 252	M2gL315	
	10NH00G	—	—	—	355NH2G	—	—	—	
	16NH00G	—	—	—	400NH2G	8002.4007	3NA3 372	M2gL400	
	20NH00G	—	—	—	3	315NH3G	8003.3157	3NA3 352	M3gL315
	25NH00G	—	—	—		355NH3G	—	—	—
	32NH00G	—	—	—		400NH3G	8003.4007	3NA3 360	M3gL400
	35NH00G	—	—	—		425NH3G	—	—	—
	40NH00G	—	—	—		500NH3G	8003.5007	3NA3 365	M3gL500
	50NH00G	—	—	—		400NH3G	8003.4007	3NA3 360	M3gL400
	63NH00G	—	—	—	630NH3G	8003.6307	3NA3 372	M3gL630	
	80NH00G	—	—	—	4	800NH4AG	8004.8007	—	M4gDL800
	100NH00G	—	—	—		1000NH4AG	8004.1007	—	M4gDL1000
125NH00G	7999.1257	3NA3 832	M00gL125	1250NH4AG		8004.1257	—	—	
160NH00G	7999.1607	3NA3 836	M00gL160	1600NH4AG		8004.1607	—	—	
0	6NH0G	—	—	—	0	6NH0G	—	—	—
	10NH0G	8000.0107	3NA3 003	M0gL10		10NH0G	8000.0107	3NA3 003	M0gL10
	16NH0G	8000.0167	3NA3 005	M0gL16		16NH0G	8000.0167	3NA3 005	M0gL16
	20NH0G	8000.0207	3NA3 007	M0gL20		20NH0G	8000.0207	3NA3 007	M0gL20
	25NH0G	8000.0257	3NA3 010	M0gL25		25NH0G	8000.0257	3NA3 010	M0gL25
	32NH0G	8000.0327	3NA3 012	M0gL32		32NH0G	8000.0327	3NA3 012	M0gL32
	35NH0G	8000.0357	3NA3 014	M0gL35		35NH0G	8000.0357	3NA3 014	M0gL35
	40NH0G	8000.0407	3NA3 017	M0gL40		40NH0G	8000.0407	3NA3 017	M0gL40
	50NH0G	8000.0507	3NA3 020	M0gL50		50NH0G	8000.0507	3NA3 020	M0gL50
	63NH0G	8000.0637	3NA3 022	M0gL63		63NH0G	8000.0637	3NA3 022	M0gL63
	80NH0G	8000.0807	3NA3 024	M0gL80		80NH0G	8000.0807	3NA3 024	M0gL80
	100NH0G	8000.1007	3NA3 030	M0gL100		100NH0G	8000.1007	3NA3 030	M0gL100
	125NH0G	8000.1257	3NA3 032	M0gL125		125NH0G	8000.1257	3NA3 032	M0gL125
	160NH0G	8000.1607	3NA3 036	M0gL160		160NH0G	8000.1607	3NA3 036	M0gL160

The only controlled copy of this BIF document is the electronic read-only version located on the Bussmann Network Drive. All other copies of this BIF document are by definition uncontrolled. This bulletin is intended to clearly present comprehensive product data and provide technical information that will help the end user with design applications. Bussmann reserves the right, without notice, to change design or construction of any products and to discontinue or limit distribution of any products. Bussmann also reserves the right to change or update, without notice, any technical information contained in this bulletin. Once a product has been selected, it should be tested by the user in all possible applications.

Компания «Океан Электроники» предлагает заключение долгосрочных отношений при поставках импортных электронных компонентов на взаимовыгодных условиях!

Наши преимущества:

- Поставка оригинальных импортных электронных компонентов напрямую с производств Америки, Европы и Азии, а так же с крупнейших складов мира;
- Широкая линейка поставок активных и пассивных импортных электронных компонентов (более 30 млн. наименований);
- Поставка сложных, дефицитных, либо снятых с производства позиций;
- Оперативные сроки поставки под заказ (от 5 рабочих дней);
- Экспресс доставка в любую точку России;
- Помощь Конструкторского Отдела и консультации квалифицированных инженеров;
- Техническая поддержка проекта, помощь в подборе аналогов, поставка прототипов;
- Поставка электронных компонентов под контролем ВП;
- Система менеджмента качества сертифицирована по Международному стандарту ISO 9001;
- При необходимости вся продукция военного и аэрокосмического назначения проходит испытания и сертификацию в лаборатории (по согласованию с заказчиком);
- Поставка специализированных компонентов военного и аэрокосмического уровня качества (Xilinx, Altera, Analog Devices, Intersil, Interpoint, Microsemi, Actel, Aeroflex, Peregrine, VPT, Syfer, Eurofarad, Texas Instruments, MS Kennedy, Miteq, Cobham, E2V, MA-COM, Hittite, Mini-Circuits, General Dynamics и др.);

Компания «Океан Электроники» является официальным дистрибьютором и эксклюзивным представителем в России одного из крупнейших производителей разъемов военного и аэрокосмического назначения «JONHON», а так же официальным дистрибьютором и эксклюзивным представителем в России производителя высокотехнологичных и надежных решений для передачи СВЧ сигналов «FORSTAR».



JONHON

«JONHON» (основан в 1970 г.)

Разъемы специального, военного и аэрокосмического назначения:

(Применяются в военной, авиационной, аэрокосмической, морской, железнодорожной, горно- и нефтедобывающей отраслях промышленности)

«FORSTAR» (основан в 1998 г.)

ВЧ соединители, коаксиальные кабели, кабельные сборки и микроволновые компоненты:

(Применяются в телекоммуникациях гражданского и специального назначения, в средствах связи, РЛС, а так же военной, авиационной и аэрокосмической отраслях промышленности).



Телефон: 8 (812) 309-75-97 (многоканальный)

Факс: 8 (812) 320-03-32

Электронная почта: ocean@oceanchips.ru

Web: <http://oceanchips.ru/>

Адрес: 198099, г. Санкт-Петербург, ул. Калинина, д. 2, корп. 4, лит. А