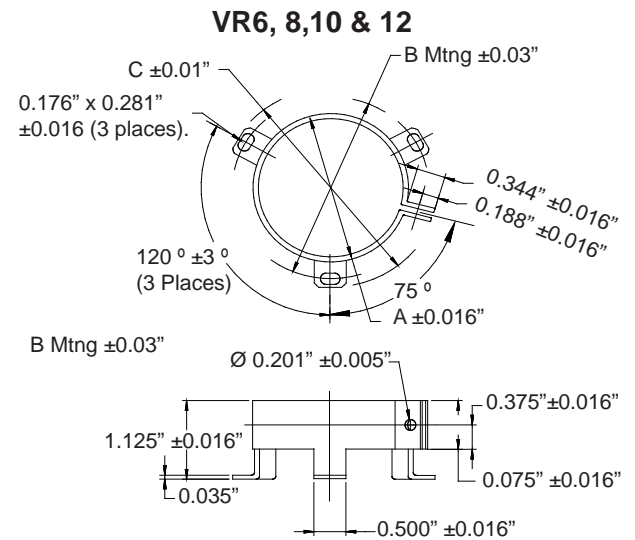
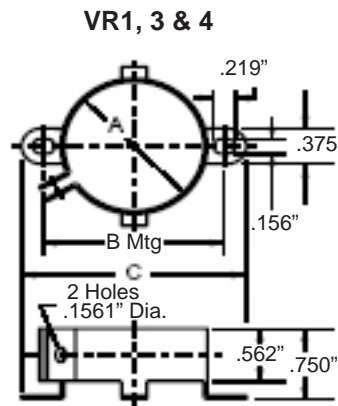


Type VR Vertical Mounting Clamp

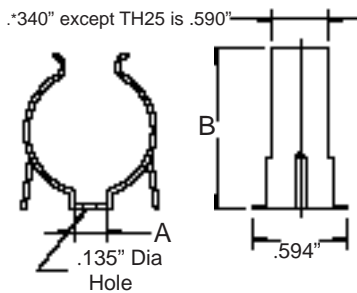


| Diameter of Part to be Mounted | Catalog Part Number | | | Dimensions | | |
|--------------------------------|---------------------|----------------------------------|----------------------------|--------------------------------|----------|----------|
| | Without Screw & Nut | Unassembled Screw & Nut Included | Assembled with Screw & Nut | A | B | C |
| 1" to 1-1/16 | VR1B | VR1 | VR1A | 1" | 1-7/16" | 1-7/8" |
| 1-3/8" to 1-7/16 | VR3B | VR3 | VR3A | 1-3/8" | 1-25/32" | 2-7/32" |
| 1-1/2" to 1-9/16 | VR4B | VR4 | VR4A | 1-1/2" | 1-15/16" | 2-11/32" |
| 1-3/4" to 1-13/16 | VR6B | VR6 | VR6A | 1-3/4" | 2-1/4" | 2-9/16" |
| 2" to 2-1/16 | VR8B | VR8 | VR8A | 2" | 2-1/2" | 2-13/16" |
| 2-1/2" to 2-9/16 | VR10B | VR10 | VR10A | 2-1/2" | 3" | 3-5/16" |
| 3" to 3-1/8 | VR12B | VR12 | VR12A | 3" | 3-7/16" | 3-13/16" |
| Screw | VRSCREW | — | — | 9/16" long 6-32 thread NC-2A | | |
| Nut | VRNUT | — | — | Standard hex nut to fit screws | | |

CDE VR mounting clamps may be used to mount any cylindrical capacitor with a 1" to 3" diameter that is to be mounted in a vertical position. Material is 1010 CRS, commercial grade #4 temper ASI scale. Parts are finished with .0001 (nominal) zinc chromate plating. Use for mounting CG types, PSU, SF and MPF types. Material thickness is .035"



Type TH Horizontal Mounting Clip



| Catalog Part Number | Dimensions in Inches | | |
|---------------------|------------------------------------|------|------|
| | Nominal Dia. of Part to be Mounted | A | B |
| TH13 | .375 | .250 | .47 |
| TH17 | .625 | .312 | .72 |
| TH21 | .875 | .312 | 1.00 |
| TH23 | 1.000 | .312 | 1.06 |
| TH25 | 1.375 | .312 | 1.50 |

These clips, though designed for capacitors, have varied applications to retain many cylindrical components. They are used extensively in the electrical and electronic industries to hold spindles, condensers, capacitors, tubes, rods and conduit. Clips have phosphate and oil finish.

Material thickness TH13 thru TH17 is .016". TH21 thru TH25 is .020"

ACR15KT Motor Start Resistor Kit



15K Ohm 2 watt bleeder resistors for AC motor start applications. Saves relay switch contacts and capacitor, particularly in capacitor start applications. 1/4" quick connect terminals eliminate need for soldering.

ACR15K:

Pack of 10, 15K Ohm 2 watt bleeder resistor without quick connect terminals.

ACR220KT Motor Run Resistor Kit



220K Ohm 1 watt bleeder resistors for AC motor run applications. Saves relay switch contacts and capacitor, particularly in capacitor run applications. 1/4" quick connect terminals eliminate need for soldering.

ACR220K:

Pack of 10, 220K Ohm 1 watt bleeder resistor without quick connect terminals.

Capacitor Hardware

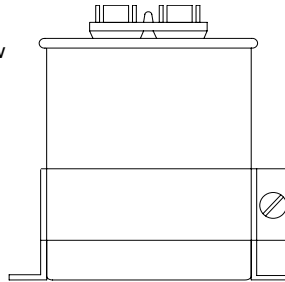

Oval Capacitor Hardware

Mounting Brackets #32107

| Case Code | Bracket |
|-----------|---------|
| A | 32107-1 |
| C | 32107-2 |
| D | 32107-3 |




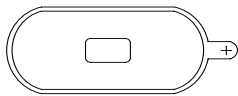
6-32 Screw and Nut



Insulating Terminal Boots UL Approved Material

44603

32108-2



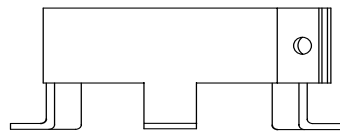
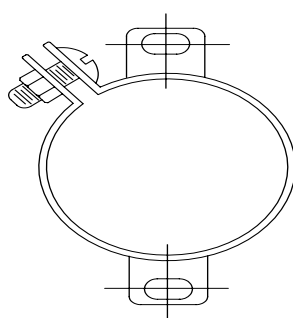
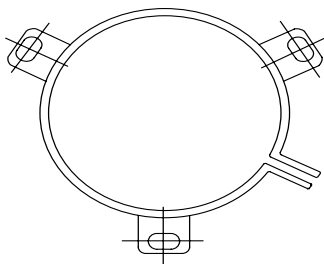
Round Capacitor Hardware

3 Footed Round Mounting Bracket

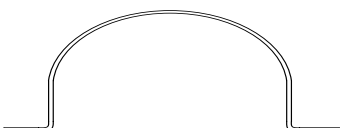
| Case Code | Bracket |
|-----------|---------|
| P | VR6B |
| S | VR8B |
| T | VR10B |

2 Footed Round Mounting Bracket

| Case Code | Bracket |
|-----------|---------|
| P | 32107-6 |
| S | 32107-7 |
| T | 32107-8 |

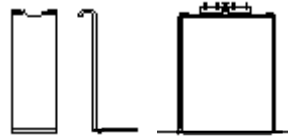


Wrap Around Bracket

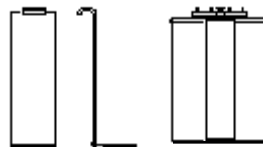


| Case Code | Bracket |
|-----------|---------|
| P | RB175 |
| S | RB200 |
| T | RB250 |

End Mount Footed Bracket (2 required) #30434



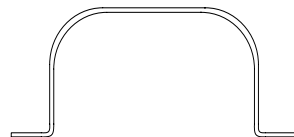
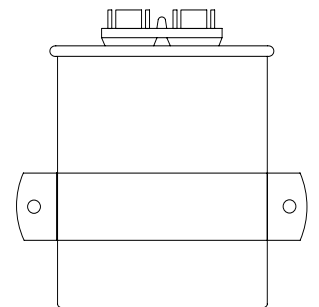

Side Mount Footed Bracket (2 required) #31762



| H (Inches) | End Mount | Side Mount |
|------------|-----------|------------|
| 2.13 | 30434-33 | 31762-45 |
| 2.38 | 30434-37 | 31762-46 |
| 2.63 | 30434-41 | 31762-47 |
| 2.88 | 30434-45 | 31762-48 |
| 3.13 | 30434-49 | 31762-49 |
| 3.50 | 30434-55 | 31762-50 |
| 3.75 | 30434-59 | 31762-83 |
| 3.88 | 30434-61 | 31762-51 |
| 4.25 | 30434-67 | 31762-52 |
| 4.75 | 30434-75 | 31762-54 |
| 5.13 | 30434-81 | 31762-132 |
| 5.25 | 30434-83 | 31762-55 |
| 5.75 | 30434-91 | 31762-56 |
| 6.25 | 30434-99 | 31762-59 |
| 6.75 | 30434-107 | 31762-60 |
| 7.25 | 30434-115 | 31762-62 |
| 8.00 | 30434-127 | 31762-63 |
| 9.00 | 30434-143 | 31762-78 |

Wrap Around Bracket

| Case Code | Bracket |
|-----------|---------|
| A | 30393-5 |
| C | 30393-9 |
| D | OB3 |

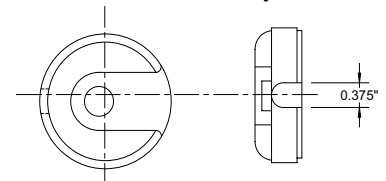


Motor Start Mounting Hardware

Bracket



End Cap



| Case Code | Case Dimensions (Inches) | | Down Wire Cap | Up Wire Cap | Optional Mounting Bracket |
|-----------|--------------------------|-------|---------------|-------------|---------------------------|
| | D | L | | | |
| 1 | 1.438 | 2.750 | PL3 | PLA3 | HB2 |
| 2 | 1.438 | 3.375 | PL3 | PLA3 | HB4 |
| 3 | 1.438 | 4.375 | PL3 | PLA3 | HB8 |
| 4 | 1.813 | 3.375 | PL6 | PLA6 | HB4 |
| 5 | 1.813 | 4.375 | PL6 | PLA6 | HB8 |
| 6 | 2.063 | 3.375 | PL8 | PLA8 | HB4 |
| 7 | 2.063 | 4.375 | PL8 | PLA8 | HB8 |
| 8 | 2.563 | 4.375 | PL10 | PLA10 | HB8 |

Order both endcap and bracket for mounting

Screw-Terminal, Computer-Grade Capacitor, Mounting Hardware

Figure 1



Figure 2

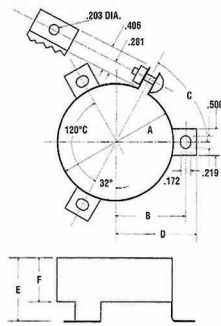


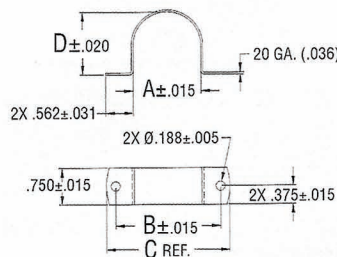
Figure 3



Figure 4



Clamp Dimensions



| Clamp Number | Dimensions in Inches | | | |
|--------------|----------------------|-------|-------|-------|
| | A | B | C | D |
| 125562-01 | 1.375 | 2.125 | 2.500 | 1.281 |
| 125562-05 | 1.750 | 2.500 | 2.875 | 1.656 |
| 125562-02 | 2.000 | 2.750 | 3.125 | 1.906 |
| 125562-04 | 2.500 | 3.250 | 3.625 | 2.406 |
| 125562-03 | 3.000 | 3.750 | 4.125 | 2.906 |
| 125562-06 | 3.500 | 4.250 | 4.625 | 3.481 |

Bracket Dimensions

| Figure | Bracket Number | Dimensions in Inches | | | | | | Dimensions in Millimeters | | | | | |
|--------|----------------|----------------------|-------|------|-------|-------|------|---------------------------|--------|-----|--------|-------|-------|
| | | A | B | C | D | E | F | A | B | C | D | E | F |
| 1 | 125565-06* | 1.375 | 1.813 | 30 ° | 2.313 | .750 | .563 | 34.93 | 46.04 | 30° | 58.74 | 19.05 | 14.30 |
| 1 | 125565-15* | 1.750 | 2.188 | 30 ° | 2.625 | .750 | .560 | 44.45 | 55.56 | 30° | 66.68 | 19.05 | 14.22 |
| 2 | 125565-09* | 2.000 | 1.250 | 75 ° | 1.438 | 1.125 | .750 | 50.80 | 31.75 | 75° | 36.51 | 28.58 | 19.05 |
| 3 | 125565-05 | 2.000 | 2.563 | 30 ° | 2.938 | 1.125 | .750 | 50.80 | 65.09 | 30° | 76.41 | 28.58 | 19.05 |
| 2 | 125565-14* | 2.500 | 1.500 | 75 ° | 1.688 | 1.125 | .750 | 63.50 | 38.10 | 75° | 42.86 | 28.58 | 19.05 |
| 3 | 125565-10 | 2.500 | 3.000 | 30 ° | 3.438 | 1.125 | .750 | 63.50 | 76.20 | 30° | 87.31 | 28.58 | 19.05 |
| 2 | 125565-11* | 3.000 | 1.750 | 75 ° | 1.938 | 1.125 | .750 | 76.20 | 44.45 | 75° | 49.21 | 28.58 | 19.05 |
| 3 | 125565-01 | 3.000 | 3.500 | 30 ° | 3.938 | 1.125 | .750 | 76.20 | 88.90 | 30° | 100.01 | 28.58 | 19.05 |
| 4 | 125309-01 | 3.500 | 4.488 | 60 ° | 2.224 | .984 | — | 90.00 | 114.00 | 60° | 4.70 | 25.00 | — |

Note: All mounting brackets and clamps except Figure 4 are zinc plated. Figure 4 is a black nylon. When mounting capacitors there is no need to wrap capacitors with protective wrapping before installing mounting clamp.

*Stock bracket

Nylon Nuts for Insulated Stud Mounting



| Nylon Nut Part Number | For Stud Diameter (mm) | Standoff Diameter S (mm) | Nut Diameter W (mm) | Nut Elevation T (mm) | Hex Head J (mm) | Mounting | | |
|-----------------------|------------------------|--------------------------|---------------------|----------------------|-----------------|-------------------------|-----------------------------|---------------------------------|
| | | | | | | Min. Hole Diameter (mm) | Max. Chassis Thickness (mm) | Max. Tightening Torque in. lbs. |
| M8S17W25 | M8 | 17 | 25 | 14 | 17 | 17.5 | 5 | 25 |
| M12S22W30 | M12 | 22 | 30 | 16 | 19 | 22.5 | 5 | 75 |
| M12S30W38 | M12 | 30 | 38 | 16.5 | 19 | 30.5 | 5 | 75 |

Компания «Океан Электроники» предлагает заключение долгосрочных отношений при поставках импортных электронных компонентов на взаимовыгодных условиях!

Наши преимущества:

- Поставка оригинальных импортных электронных компонентов напрямую с производств Америки, Европы и Азии, а так же с крупнейших складов мира;
- Широкая линейка поставок активных и пассивных импортных электронных компонентов (более 30 млн. наименований);
- Поставка сложных, дефицитных, либо снятых с производства позиций;
- Оперативные сроки поставки под заказ (от 5 рабочих дней);
- Экспресс доставка в любую точку России;
- Помощь Конструкторского Отдела и консультации квалифицированных инженеров;
- Техническая поддержка проекта, помощь в подборе аналогов, поставка прототипов;
- Поставка электронных компонентов под контролем ВП;
- Система менеджмента качества сертифицирована по Международному стандарту ISO 9001;
- При необходимости вся продукция военного и аэрокосмического назначения проходит испытания и сертификацию в лаборатории (по согласованию с заказчиком);
- Поставка специализированных компонентов военного и аэрокосмического уровня качества (Xilinx, Altera, Analog Devices, Intersil, Interpoint, Microsemi, Actel, Aeroflex, Peregrine, VPT, Syfer, Eurofarad, Texas Instruments, MS Kennedy, Miteq, Cobham, E2V, MA-COM, Hittite, Mini-Circuits, General Dynamics и др.);

Компания «Океан Электроники» является официальным дистрибьютором и эксклюзивным представителем в России одного из крупнейших производителей разъемов военного и аэрокосмического назначения «JONHON», а так же официальным дистрибьютором и эксклюзивным представителем в России производителя высокотехнологичных и надежных решений для передачи СВЧ сигналов «FORSTAR».



JONHON

«JONHON» (основан в 1970 г.)

Разъемы специального, военного и аэрокосмического назначения:

(Применяются в военной, авиационной, аэрокосмической, морской, железнодорожной, горно- и нефтедобывающей отраслях промышленности)

«FORSTAR» (основан в 1998 г.)

ВЧ соединители, коаксиальные кабели, кабельные сборки и микроволновые компоненты:

(Применяются в телекоммуникациях гражданского и специального назначения, в средствах связи, РЛС, а так же военной, авиационной и аэрокосмической отраслях промышленности).



Телефон: 8 (812) 309-75-97 (многоканальный)

Факс: 8 (812) 320-03-32

Электронная почта: ocean@oceanchips.ru

Web: <http://oceanchips.ru/>

Адрес: 198099, г. Санкт-Петербург, ул. Калинина, д. 2, корп. 4, лит. А