

# QUICK START GUIDE FOR DEMONSTRATION CIRCUIT DC1043A-A HIGH DENSITY POWER MODULE

## LTM4601EV


### DESCRIPTION

Demonstration circuit DC1043A-A features the LTM<sup>®</sup>4601EV and LTM4601-1EV, the high efficiency, high density switch mode step-down power modules. The input voltage range is from 5.0V to 20V. The output voltage is programmable from 0.6V to 3.3V; refer to step down ratio curve in the LTM4601 datasheet. The rated load current is 20A, while de-rating is necessary for certain  $V_{IN}$ ,  $V_{OUT}$ , and thermal conditions. 24A load current can be achieved by applying forced airflow convection or attaching heatsinks. Master module U1 provides differential remote sensing to accurately regulate output voltage independent of load current. Integrated input and output filters enable a simple PCB layout. Only bulk input and output capacitors are needed externally. The DC1043A-A has onboard 180 degree interleaving clock generator. The

default clock frequency is 750 KHz. The LTM4601 allows the user to program output ramp-up and ramp-down through the TRACK/SS pin. The output can be set to coincidentally or ratiometrically track with another supply's output. Margining function is provided for the user who wants to stress their system by varying supply voltages during testing; refer to data-sheet for functional diagram.

If desired, slave unit U2 could be substituted by LTM4601-1EV.

**Design files for this circuit board are available. Call the LTC Factory.**

 , LTC and LT are registered trademarks of Linear Technology Corporation.

**Table 1. Performance Summary ( $T_A = 25^\circ\text{C}$ )**

PARAMETER	CONDITION	VALUE
Minimum Input Voltage		5V
Maximum Input Voltage		20V
Output Voltage $V_{OUT}$	Jumper selectable (open for 0.6V)	1.2V, 1.5V, 1.8V, 2.5V, 3.3V
Maximum Continuous Output Current	De-rating is necessary for certain $V_{IN}$ , $V_{OUT}$ , and thermal conditions	$20A_{DC}$
Default Operating Frequency		750kHz
Efficiency	$V_{IN}=12V$ , $V_{OUT}=1.5V$ , $I_{OUT}=20A$	83.2%, See Figure 3
Load Transient	$V_{IN}=12V$ , $V_{OUT}=1.5V$	See Figure 4

### QUICK START PROCEDURE

Demonstration circuit DC1043A-A is easy to set up to evaluate the performance of the LTM4601EV. Please refer to Figure 1 for proper measurement equipment setup and follow the procedure below:

1. Place jumpers in the following positions for a typical  $1.5V_{OUT}$  application:

Vout Select	RUN	MARGO	MARG1
1.5V	ON	LO	LO

2. With power off, connect the input power supply, load and meters as shown in Figure 1. Preset the load to 0A and  $V_{IN}$  supply to be less than 20V.
3. Turn on the power at the input. The output voltage should be  $1.5V \pm 2\%$ .
4. Once the proper output voltage is established, adjust the load within the operating range and observe the output voltage regulation, ripple voltage, efficiency and other pa-

# QUICK START GUIDE FOR DEMONSTRATION CIRCUIT DC1043A-A HIGH DENSITY POWER MODULE

rameters. Output ripple should be measured across the output capacitors.

- For optional load transient test, apply adjustable pulse signal between IOSTEP CLK and GND pins. Pulse amplitude sets the current step. The pulse signal should have very small duty cycle (<15%) to limit the thermal stress on the transient load circuit. The output transient current can be monitored at BNC connector J5 (25mV/10A).

- For Margining function test, place jumper MARG0 and MARG1 in the configurations shown in the following table, measure the output voltage at Vo+ and Vo-.

MARG1	MARG0	Vout
LO	LO	0
LO	HI	+5%
HI	LO	-5%
HI	HI	0

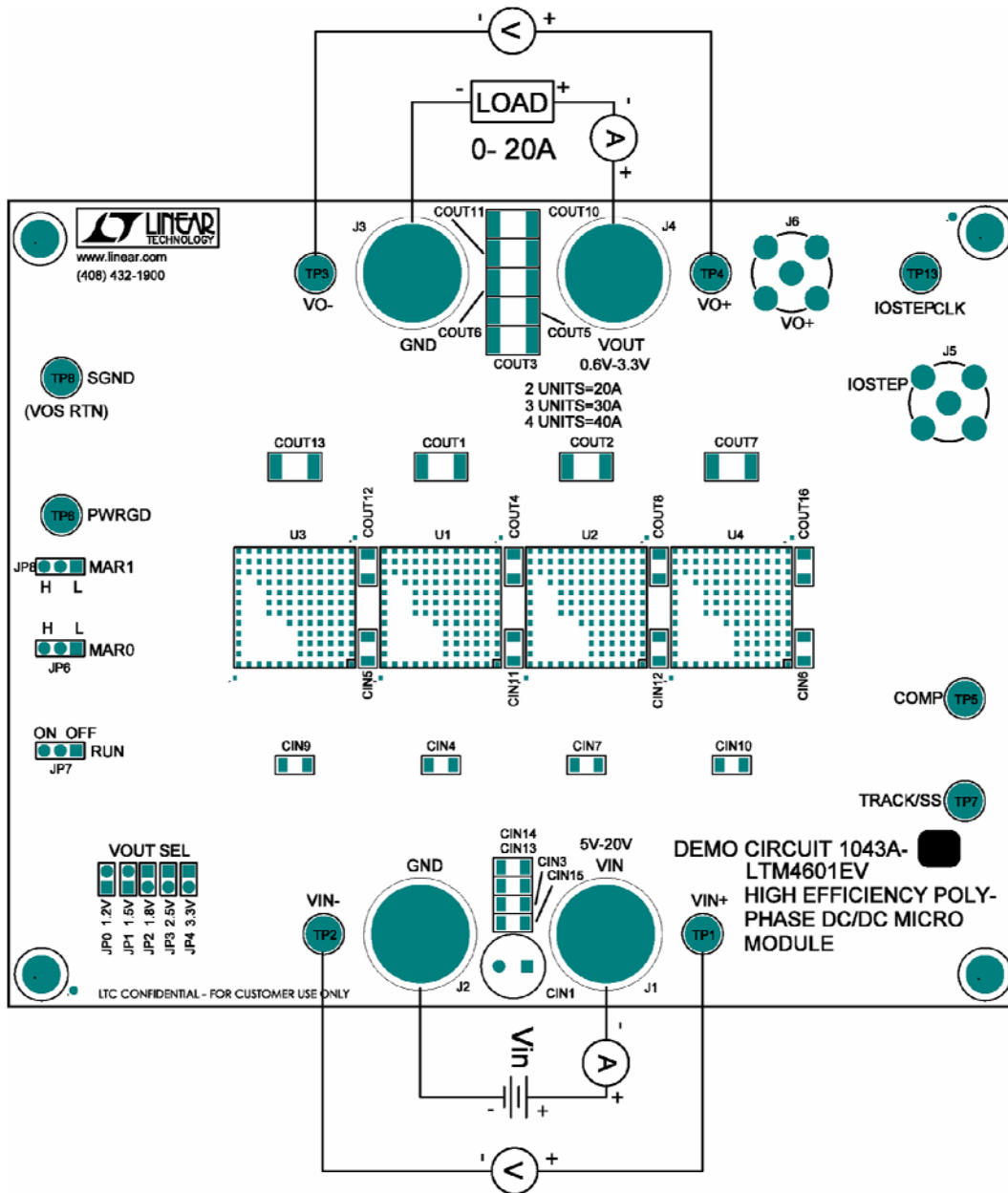


Figure 1. Test Setup of DC1043A-A

# QUICK START GUIDE FOR DEMONSTRATION CIRCUIT DC1043A-A HIGH DENSITY POWER MODULE

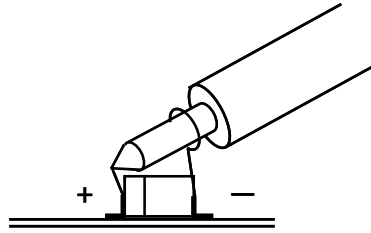


Figure 2. Scope Probe Placements for Measuring Input or Output Ripple.

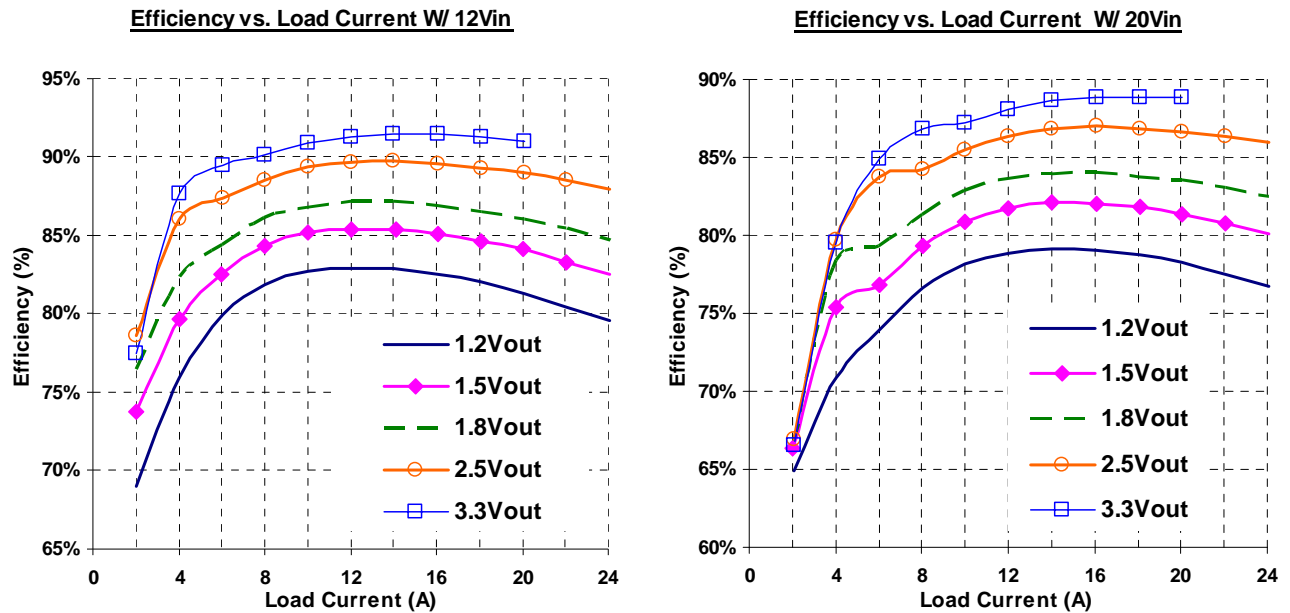
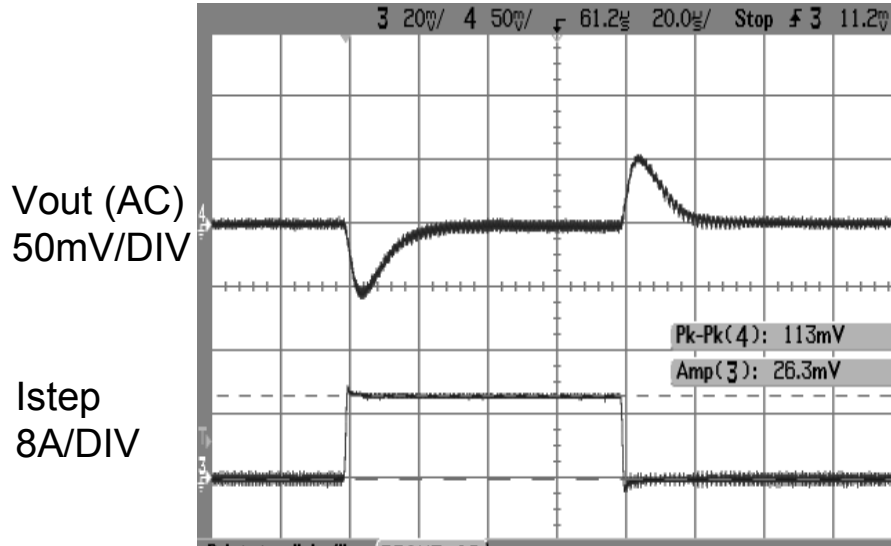


Figure 3. Measured Supply Efficiency with Different  $V_{IN}$  and  $V_{OUT}$

# QUICK START GUIDE FOR DEMONSTRATION CIRCUIT DC1043A-A HIGH DENSITY POWER MODULE



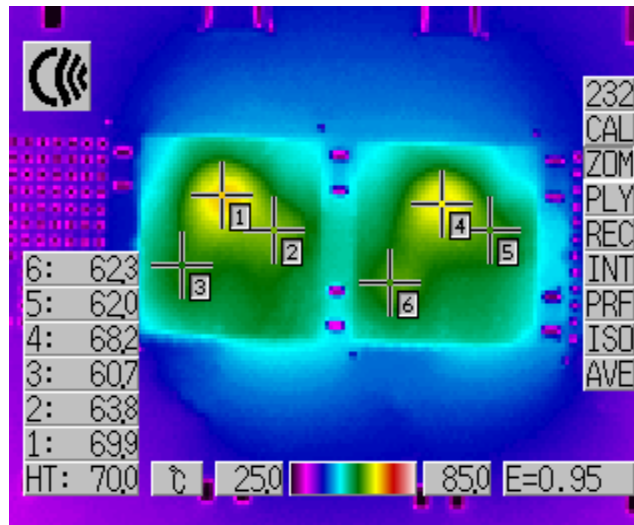
Vin = 12V

Vout = 1.5V

5A to 15A LOAD STEP (50%)

Cout = 2 X 22uF ceramic, 4X100uF ceramic; C12 = 47pF

**Figure 4. Measured Load Transient Response (5-15A Step)**



Vo = 1.5V@20A

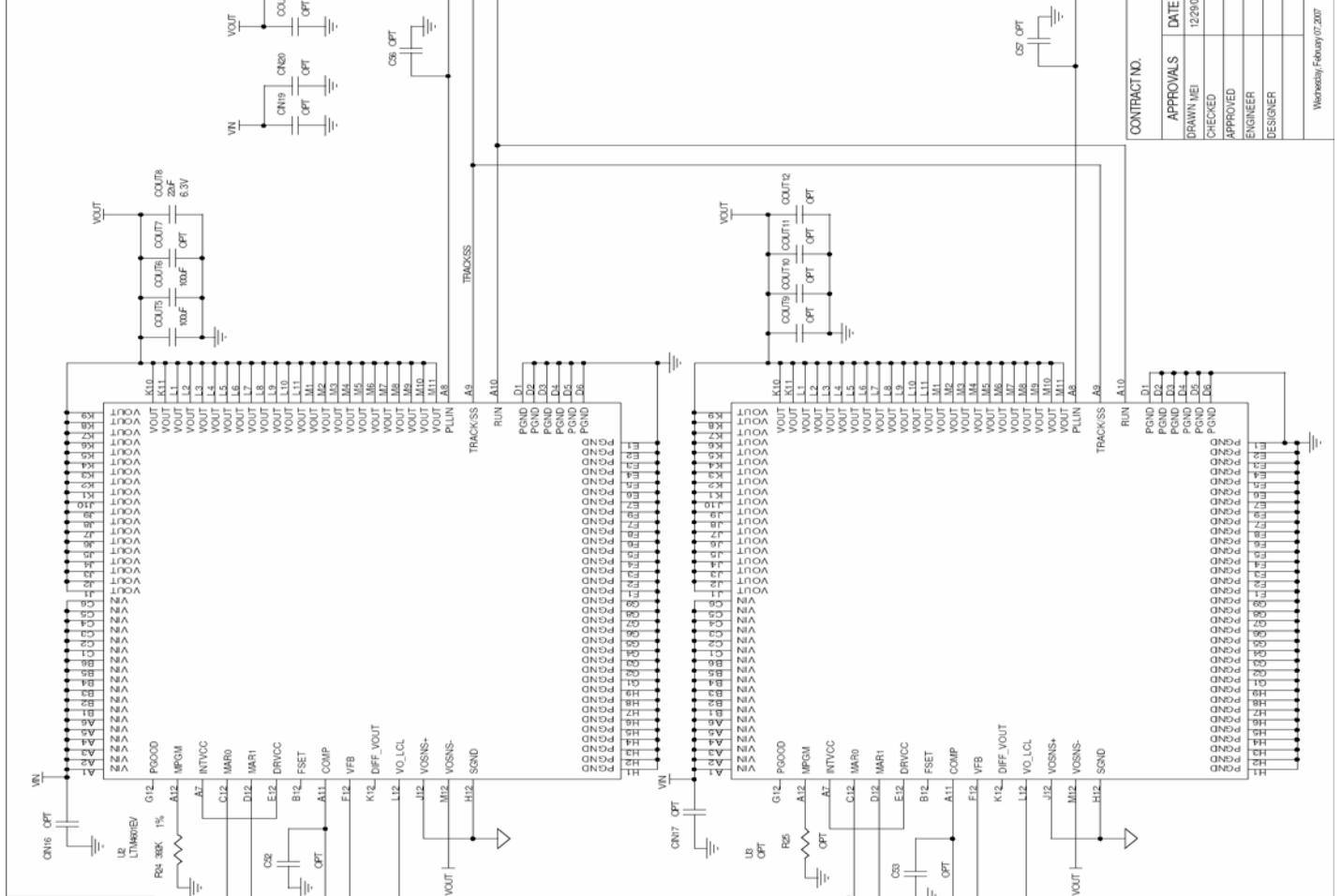
Vin = 20V

**Figure 5. Measured Thermal Performance**



# QUICK START GUIDE FOR DEMONSTRATION CIRCUIT DC1043A-A HIGH DENSITY POWER MODULE

REVISION HISTORY				
ECO	REV	DESCRIPTION	DATE	APPROVED
	1	PROTO	12/29/05	
	2	Change Connection. Modifications 05/09/06 more chgs.	04/04/06	
	3	Change D1, R7, R2k, 1000506, New Change	10/05/06	



This circuit is proprietary to Linear Technology and supplied for use with Linear Technology parts.

**Customer Notice:** Linear Technology has made a best effort to design a circuit that meets customer-supplied specifications; however, it remains the customer's responsibility to verify proper and reliable operation in the actual application. Component substitution and printed circuit board layout may significantly affect circuit performance or reliability. Contact Linear Applications Engineering for assistance.

CONTRACT NO.	DATE	12/29/05
APPROVALS	DRAWN	MEI
CHECKED	APPROVED	
ENGINEER	DESIGNER	

		1000 McCarthy Blvd Fremont, CA 94539 Phone: 415-444-2300 Fax: 415-444-2307
TITLE SCH, LTM601EV HIGH EFFICIENCY POLYPHASE DC/DC MICRO MODULE		
SIZE	CAGE CODE	DWG NO
B		DC1043A-A
SCALE: NONE	FILE NAME	1043A-3.DSN
SHEET	2	OF
Wednesday, February 07, 2007		

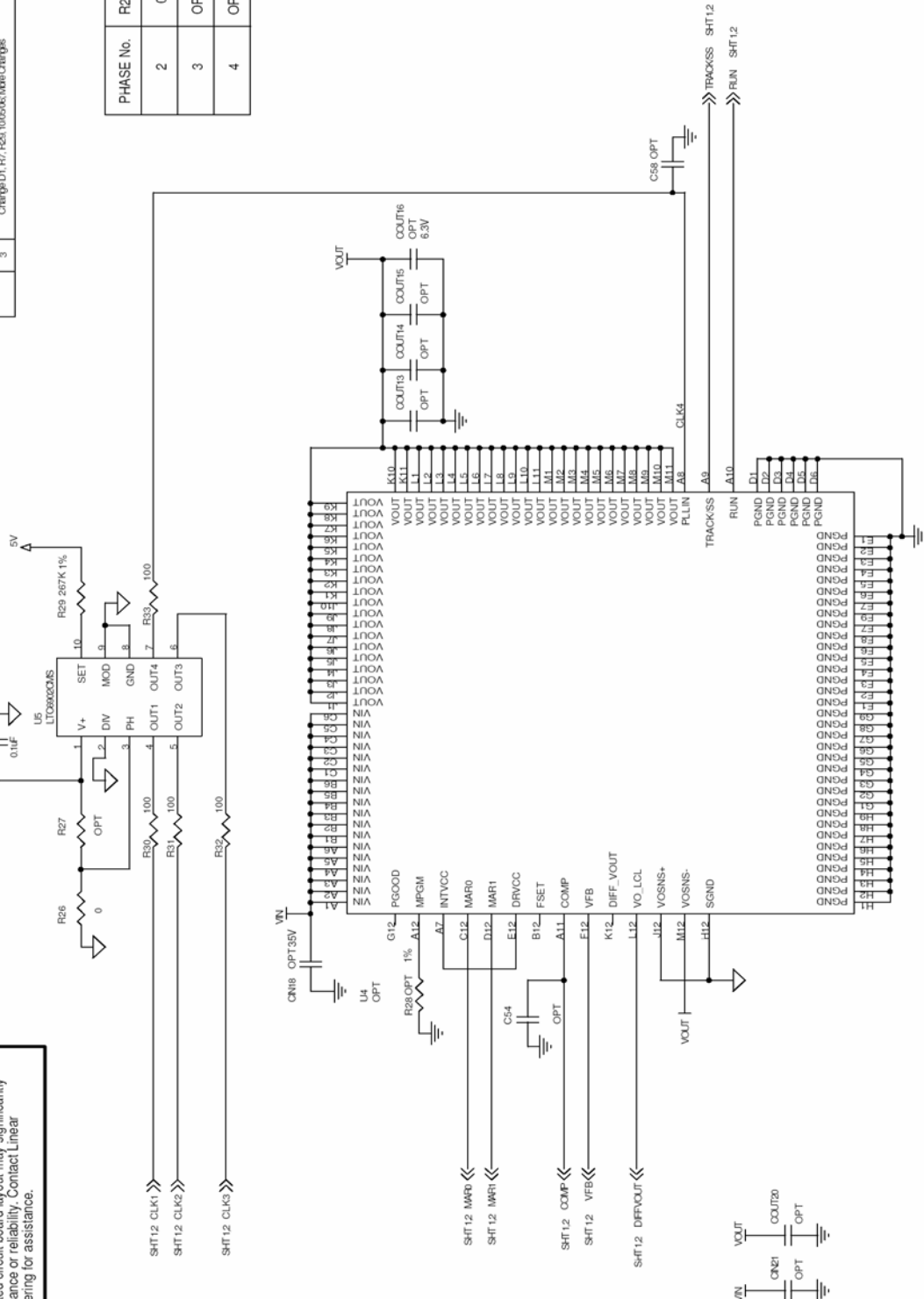
# QUICK START GUIDE FOR DEMONSTRATION CIRCUIT DC1043A-A HIGH DENSITY POWER MODULE

## REVISION HISTORY

ECO	REV	DESCRIPTION	DATE	APPROVED
	1	PROTO	12/29/05	
	2	Change, Correction, Modifications, 05/08/06 More chgs.	04/04/06	
	3	Change D1, R7, R20, 1005068 New Changes	10/05/06	

PHASE No.	R26	R27	R29
2	0	OPT	267K
3	OPT	OPT	88.7K
4	OPT	OPT	66.5K

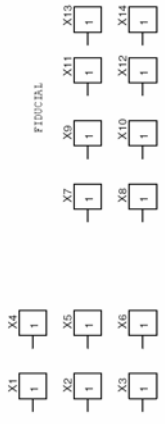
This circuit is proprietary to Linear Technology and supplied for use with Linear Technology parts.  
**Customer Notice:** Linear Technology has made a best effort to design a circuit that meets customer-supplied specifications; however, it remains the customer's responsibility to verify proper and reliable operation in the actual application. Component substitution and printed circuit board layout may significantly affect circuit performance or reliability. Contact Linear Applications Engineering for assistance.



CONTRACT NO.		APPROVALS	DATE
		DRAWN: JNEI	12/29/05
		CHECKED:	
		APPROVED:	
		ENGINEER:	
		DESIGNER:	
Wednesday, February 07, 2007		SCALE: NONE	FILENAME: 1043A-3.DSN
		SHEET	3
		OF	3

**LINEAR TECHNOLOGY**  
 1600 McCarthy Blvd.  
 Milpitas, CA 95035  
 Phone: (408)451-1900  
 Fax: (408)451-0007

TITLE: SCH, LTM4601EV HIGH EFFICIENCY POLYPHASE DC/DC MICRO MODULE  
 SIZE: Custom  
 CAGE CODE: DC1043A-A  
 REV: 3





Компания «Океан Электроники» предлагает заключение долгосрочных отношений при поставках импортных электронных компонентов на взаимовыгодных условиях!

Наши преимущества:

- Поставка оригинальных импортных электронных компонентов напрямую с производств Америки, Европы и Азии, а так же с крупнейших складов мира;
- Широкая линейка поставок активных и пассивных импортных электронных компонентов (более 30 млн. наименований);
- Поставка сложных, дефицитных, либо снятых с производства позиций;
- Оперативные сроки поставки под заказ (от 5 рабочих дней);
- Экспресс доставка в любую точку России;
- Помощь Конструкторского Отдела и консультации квалифицированных инженеров;
- Техническая поддержка проекта, помощь в подборе аналогов, поставка прототипов;
- Поставка электронных компонентов под контролем ВП;
- Система менеджмента качества сертифицирована по Международному стандарту ISO 9001;
- При необходимости вся продукция военного и аэрокосмического назначения проходит испытания и сертификацию в лаборатории (по согласованию с заказчиком);
- Поставка специализированных компонентов военного и аэрокосмического уровня качества (Xilinx, Altera, Analog Devices, Intersil, Interpoint, Microsemi, Actel, Aeroflex, Peregrine, VPT, Syfer, Eurofarad, Texas Instruments, MS Kennedy, Miteq, Cobham, E2V, MA-COM, Hittite, Mini-Circuits, General Dynamics и др.);

Компания «Океан Электроники» является официальным дистрибьютором и эксклюзивным представителем в России одного из крупнейших производителей разъемов военного и аэрокосмического назначения «JONHON», а так же официальным дистрибьютором и эксклюзивным представителем в России производителя высокотехнологичных и надежных решений для передачи СВЧ сигналов «FORSTAR».



## JONHON

«JONHON» (основан в 1970 г.)

Разъемы специального, военного и аэрокосмического назначения:

(Применяются в военной, авиационной, аэрокосмической, морской, железнодорожной, горно- и нефтедобывающей отраслях промышленности)

«FORSTAR» (основан в 1998 г.)

ВЧ соединители, коаксиальные кабели, кабельные сборки и микроволновые компоненты:

(Применяются в телекоммуникациях гражданского и специального назначения, в средствах связи, РЛС, а так же военной, авиационной и аэрокосмической отраслях промышленности).



Телефон: 8 (812) 309-75-97 (многоканальный)

Факс: 8 (812) 320-03-32

Электронная почта: [ocean@oceanchips.ru](mailto:ocean@oceanchips.ru)

Web: <http://oceanchips.ru/>

Адрес: 198099, г. Санкт-Петербург, ул. Калинина, д. 2, корп. 4, лит. А