

BH1790GLC-EVK-001 Manual

Feb/07/2017
Sensor Application G

- Arduino Uno 1pcs
- Personal Computer installed Arduino IDE 1pcs
 - Requirement : Arduino 1.6.7 later
 - Please use Arduino IDE downloaded from <http://www.arduino.cc/>
- USB cable for connecting Arduino and PC 1pcs
- SensorShield-EVK-001 1pcs
- BH1790GLC-EVK-001 1pcs

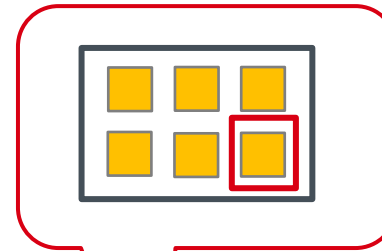
Hardware setting

1. Connect Arduino and SensorShield


USB Connector



VLED terminal position



2. Connect BH1790GLC-EVK-001 on SensorShield I2C area
3. Set voltage of SensorShield to 3V
4. VLED terminal connect to SensorShield 5V terminal (right figure)
5. Connect PC and Arduino with USB cable

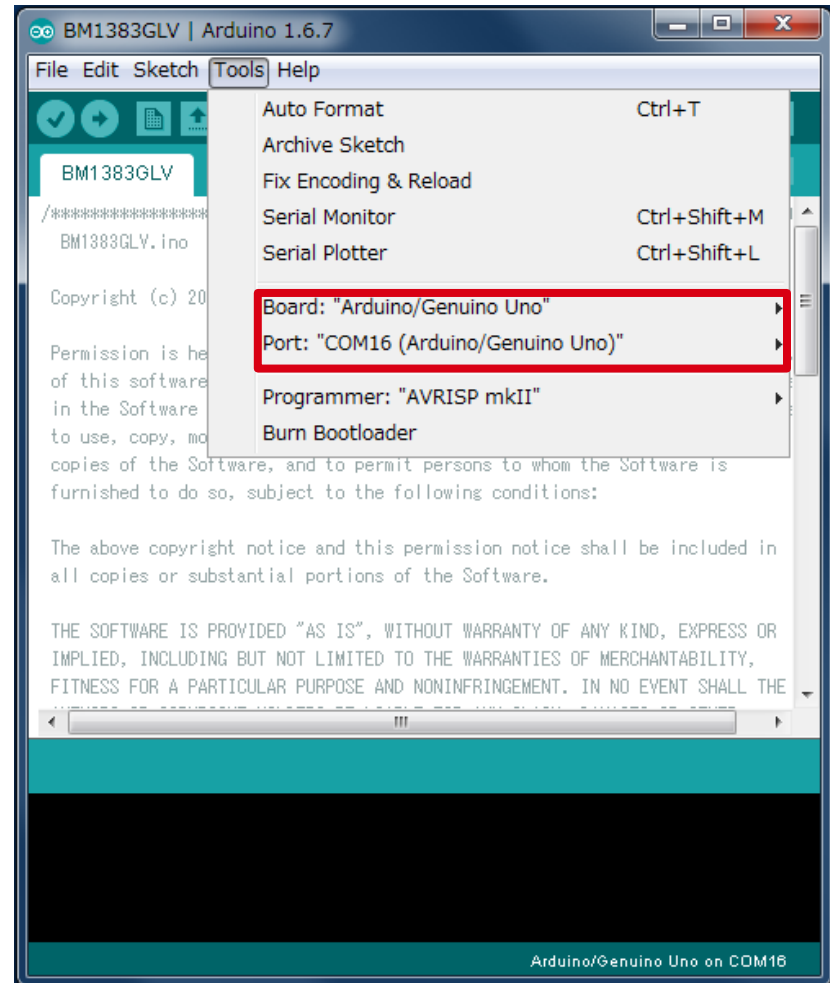


Prepare the software

6. Download BH1790GLC.zip from <http://www.rohm.com/web/global/sensor-shield-support>
7. Download FlexiTimer2 library from <http://playground.arduino.cc/Main/FlexiTimer2>
8. After download this file, change the name to FlexiTimer2.zip
9. Launch Arduino IDE
10. Select [Sketch]->[Include Library]->[Add .ZIP library...], install 6 and 8 ZIP files
11. Select [File]->[Examples]->[BH1790GLC]->[example]->[BH1790GLC]

Check the setting about Arduino IDE

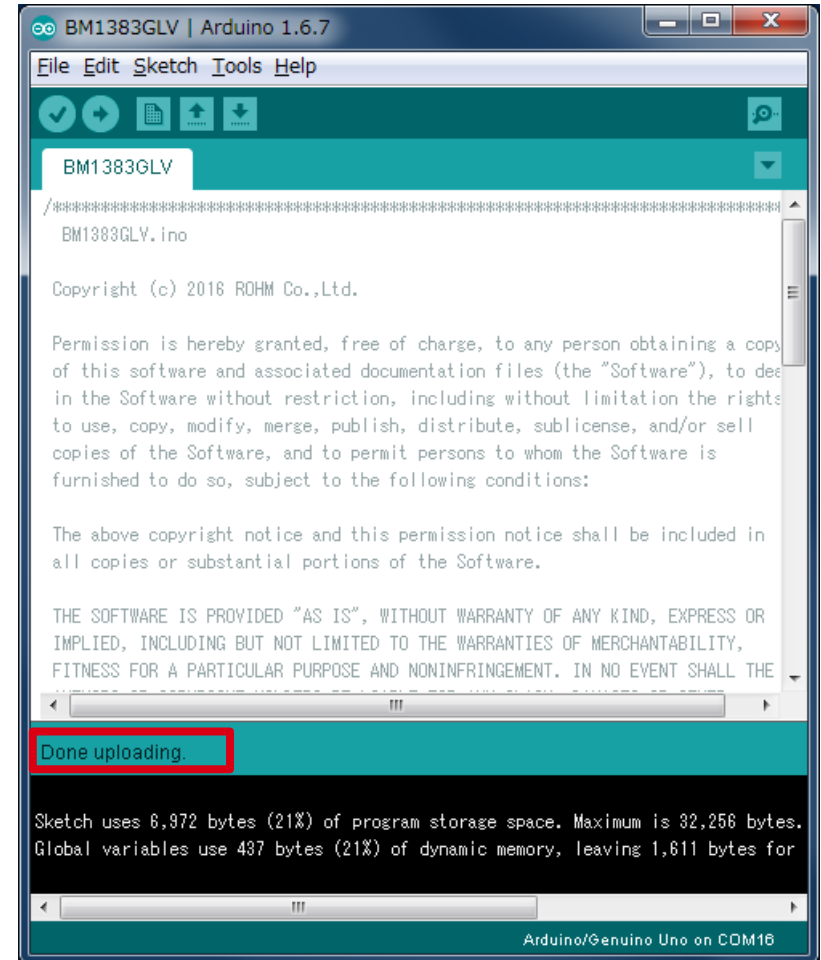
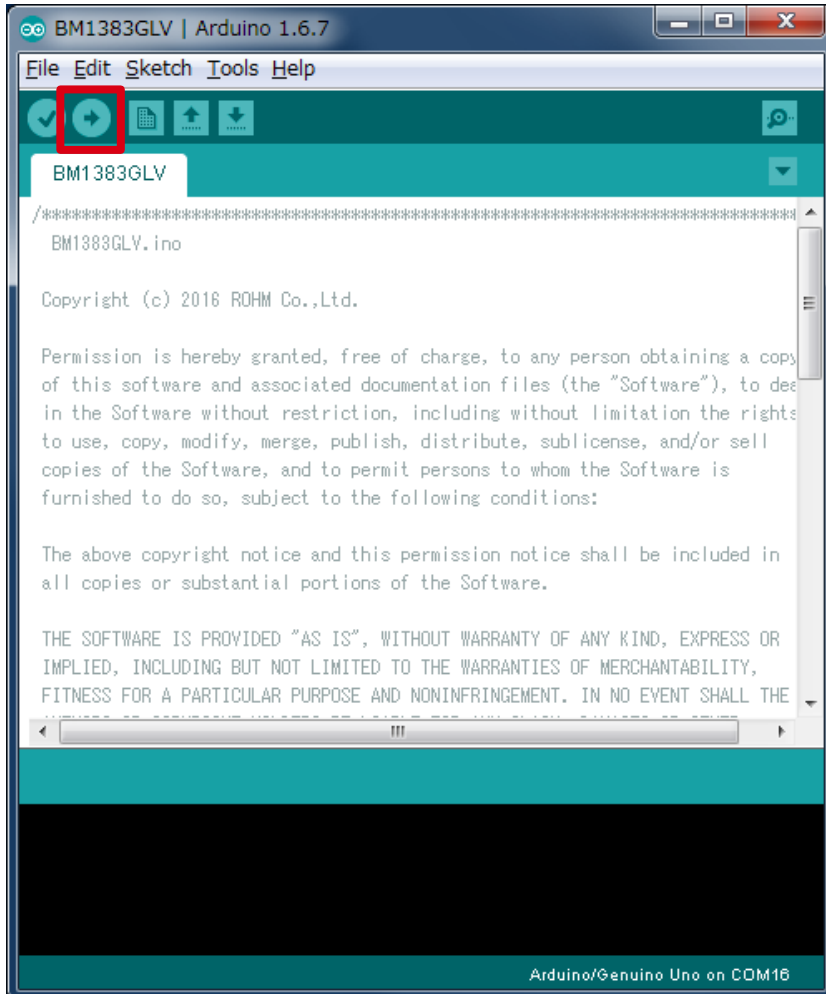
12. Check the red frame contents.
Boards is “Arduino/Genuino Uno”.
Port is COMxx(Arduino/Genuino Uno). COM port number is different in each environment.



Write the program about BH1790GLC-EVK-001

13. Write the program by Upload Button (red frame)

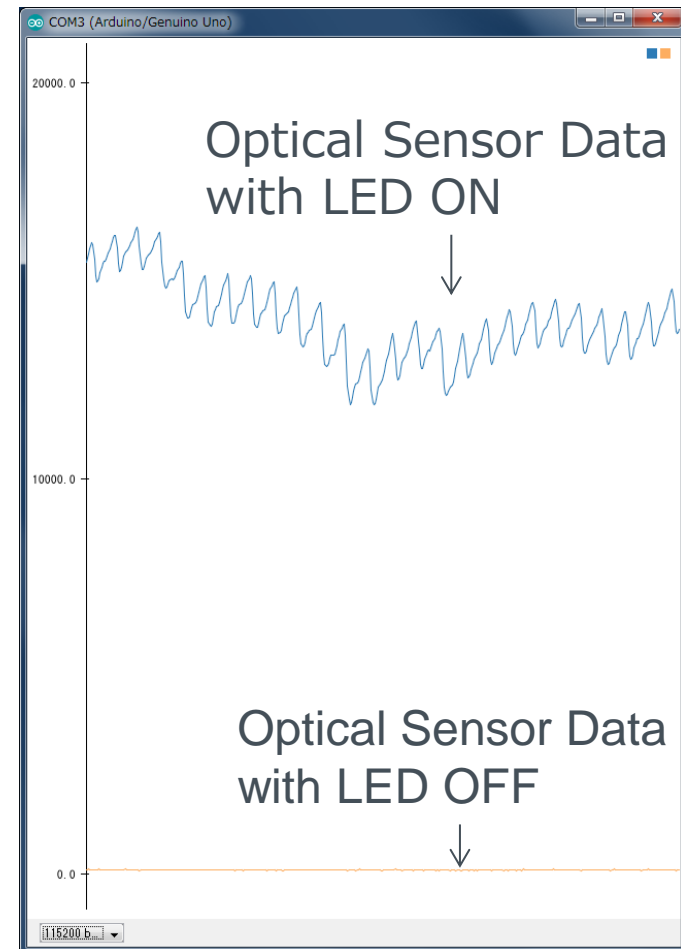

14. Check that the message of red frame is "Done uploading"



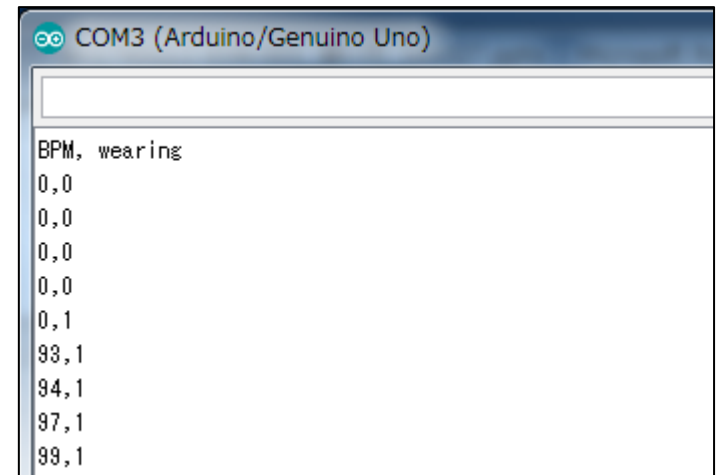
15. Select [Tools]->[Serial Plotter]

16. Put the finger as below figure (Note static electricity)

17. Display Optical Sensor Data with LED ON/OFF on graph




1. Install BH1790GLC.zip and FlexiTimer2.zip
2. Download BH1790_HeartRate.zip from <http://www.rohm.com/web/global/sensor-shield-support>
3. Launch Arduino IDE
4. Select [Sketch]->[include Library]->[Add .ZIP library...], install BH1790_HeartRate.zip file
5. Select [File]->[Examples]->[BH1790GLC_HeartRate]->[example]->[HeartRate]
6. Go ahead in the same way as P.4 and P.5
7. Select [Tools]->[Serial Monitor]
8. Put the finger as P.6 figure
9. Display Heart Rate value and wearing status.
Left value is Heart Rate [unit:bpm], right value is wearing status [0 : not wearing, 1 : wearing]




The screenshot shows the Serial Monitor window for COM3 (Arduino/Genuino Uno). The output text is as follows:

```
BPM, wearing
0,0
0,0
0,0
0,0
0,1
93,1
94,1
97,1
99,1
```

Top



Bottom

Part number	function
C1	Bypass capacitor for VDD(VCC1,VCC2)
C2	Bypass capacitor for VCC2(N.M.)
C3	Bypass capacitor for VLED(N.M.)
R1	0Ω register for connecting VCC1 to VCC2
R2	Pullup register for SCL(N.M.)
R3	Pullup register for SDA(N.M.)

※N.M. = No Mount

If you want to supply different voltage to VCC1 and VCC2, remove R1 register and supply voltage VDD and VCC2.

It is also possible to mount C2 Capacitor additionally.



Notes

- 1) The information contained herein is subject to change without notice.
- 2) Before you use our Products, please contact our sales representative and verify the latest specifications :
- 3) Although ROHM is continuously working to improve product reliability and quality, semiconductors can break down and malfunction due to various factors.
Therefore, in order to prevent personal injury or fire arising from failure, please take safety measures such as complying with the derating characteristics, implementing redundant and fire prevention designs, and utilizing backups and fail-safe procedures. ROHM shall have no responsibility for any damages arising out of the use of our Products beyond the rating specified by ROHM.
- 4) Examples of application circuits, circuit constants and any other information contained herein are provided only to illustrate the standard usage and operations of the Products. The peripheral conditions must be taken into account when designing circuits for mass production.
- 5) The technical information specified herein is intended only to show the typical functions of and examples of application circuits for the Products. ROHM does not grant you, explicitly or implicitly, any license to use or exercise intellectual property or other rights held by ROHM or any other parties. ROHM shall have no responsibility whatsoever for any dispute arising out of the use of such technical information.
- 6) The Products are intended for use in general electronic equipment (i.e. AV/OA devices, communication, consumer systems, gaming/entertainment sets) as well as the applications indicated in this document.
- 7) The Products specified in this document are not designed to be radiation tolerant.
- 8) For use of our Products in applications requiring a high degree of reliability (as exemplified below), please contact and consult with a ROHM representative : transportation equipment (i.e. cars, ships, trains), primary communication equipment, traffic lights, fire/crime prevention, safety equipment, medical systems, servers, solar cells, and power transmission systems.
- 9) Do not use our Products in applications requiring extremely high reliability, such as aerospace equipment, nuclear power control systems, and submarine repeaters.
- 10) ROHM shall have no responsibility for any damages or injury arising from non-compliance with the recommended usage conditions and specifications contained herein.
- 11) ROHM has used reasonable care to ensure the accuracy of the information contained in this document. However, ROHM does not warrant that such information is error-free, and ROHM shall have no responsibility for any damages arising from any inaccuracy or misprint of such information.
- 12) Please use the Products in accordance with any applicable environmental laws and regulations, such as the RoHS Directive. For more details, including RoHS compatibility, please contact a ROHM sales office. ROHM shall have no responsibility for any damages or losses resulting from non-compliance with any applicable laws or regulations.
- 13) When providing our Products and technologies contained in this document to other countries, you must abide by the procedures and provisions stipulated in all applicable export laws and regulations, including without limitation the US Export Administration Regulations and the Foreign Exchange and Foreign Trade Act.
- 14) This document, in part or in whole, may not be reprinted or reproduced without prior consent of ROHM.



Thank you for your accessing to ROHM product informations.
More detail product informations and catalogs are available, please contact us.

ROHM Customer Support System

<http://www.rohm.com/contact/>

Mouser Electronics

Authorized Distributor

Click to View Pricing, Inventory, Delivery & Lifecycle Information:

[ROHM Semiconductor:](#)

[BH1790GLC-EVK-001](#)

Компания «Океан Электроники» предлагает заключение долгосрочных отношений при поставках импортных электронных компонентов на взаимовыгодных условиях!

Наши преимущества:

- Поставка оригинальных импортных электронных компонентов напрямую с производств Америки, Европы и Азии, а так же с крупнейших складов мира;
- Широкая линейка поставок активных и пассивных импортных электронных компонентов (более 30 млн. наименований);
- Поставка сложных, дефицитных, либо снятых с производства позиций;
- Оперативные сроки поставки под заказ (от 5 рабочих дней);
- Экспресс доставка в любую точку России;
- Помощь Конструкторского Отдела и консультации квалифицированных инженеров;
- Техническая поддержка проекта, помощь в подборе аналогов, поставка прототипов;
- Поставка электронных компонентов под контролем ВП;
- Система менеджмента качества сертифицирована по Международному стандарту ISO 9001;
- При необходимости вся продукция военного и аэрокосмического назначения проходит испытания и сертификацию в лаборатории (по согласованию с заказчиком);
- Поставка специализированных компонентов военного и аэрокосмического уровня качества (Xilinx, Altera, Analog Devices, Intersil, Interpoint, Microsemi, Actel, Aeroflex, Peregrine, VPT, Syfer, Eurofarad, Texas Instruments, MS Kennedy, Miteq, Cobham, E2V, MA-COM, Hittite, Mini-Circuits, General Dynamics и др.);

Компания «Океан Электроники» является официальным дистрибьютором и эксклюзивным представителем в России одного из крупнейших производителей разъемов военного и аэрокосмического назначения «JONHON», а так же официальным дистрибьютором и эксклюзивным представителем в России производителя высокотехнологичных и надежных решений для передачи СВЧ сигналов «FORSTAR».



JONHON

«JONHON» (основан в 1970 г.)

Разъемы специального, военного и аэрокосмического назначения:

(Применяются в военной, авиационной, аэрокосмической, морской, железнодорожной, горно- и нефтедобывающей отраслях промышленности)

«FORSTAR» (основан в 1998 г.)

ВЧ соединители, коаксиальные кабели, кабельные сборки и микроволновые компоненты:

(Применяются в телекоммуникациях гражданского и специального назначения, в средствах связи, РЛС, а так же военной, авиационной и аэрокосмической отраслях промышленности).



Телефон: 8 (812) 309-75-97 (многоканальный)

Факс: 8 (812) 320-03-32

Электронная почта: ocean@oceanchips.ru

Web: <http://oceanchips.ru/>

Адрес: 198099, г. Санкт-Петербург, ул. Калинина, д. 2, корп. 4, лит. А