



## Main

|   |  |
|---|--|
| Range of product                            | Interface for discrete signals   |
| Product or component type                   | Electromechanical input interface module   |
| Contacts type and composition               | 1 C/O  |
| [Uc] control circuit voltage                | 110...127 V  |
| Control circuit type                        | DC   |
| Width pitch dimension                       | 0.69 in (17.5 mm)  |
| [In] rated current                          | <= 15 mA DC  |
| Reverse polarity protection                 | With   |
| Short-circuit protection                    | 16 A external fuse gF (Ik <= 2.5 kA AC and Ik <= 100 A DC)<br>16 A external fuse gG (Ik <= 2.5 kA AC and Ik <= 100 A DC) |
| [Ith] conventional free air thermal current | 2 A conforming to IEC 60947-1  |
| Local signalling                            | Green mechanical indicator for position of contacts and 1 green LED control signal state                                 |

## Complementary

|                                |  |
|--------------------------------|--|
| Control circuit voltage limits | 264 V energization threshold: 75 V   |
| Housing colour                 | Grey   |
| Connections - terminals        | Screw clamp terminal   |
| Drop-out voltage               | <= 16 V  |
| Holding current                | >= 1.5 mA DC   |
| Power dissipation in W         | <= 1.5 W   |
| Maximum switching voltage      | 125 V DC<br>252 V AC   |
| System Voltage                 | <= 125 V DC conforming to IEC 60947-5-1<br><= 230 V AC conforming to IEC 60947-5-1   |
| Network frequency              | 50/60 Hz   |
| [Ie] rated operational current | 1 A AC-13 Ue: 230 V per 1000000 cycles conforming to IEC 60947-5-1<br>1 A AC-14 Ue: 230 V per 1000000 cycles conforming to IEC 60947-5-1<br>1 A AC-15 Ue: 230 V per 1000000 cycles conforming to IEC 60947-5-1<br>1 A DC-13 Ue: 24 V per 1000000 cycles conforming to IEC 60947-5-1<br>2 A AC-12 Ue: 230 V per 1000000 cycles conforming to IEC 60947-5-1<br>2 A DC-12 Ue: 24 V per 1000000 cycles conforming to IEC 60947-5-1 |
| Minimum switching current      | 3 mA   |
| Minimum switching voltage      | 17 V   |
| Electrical reliability         | <= 0.00000001  |
| Operating time                 | <= 12 ms between de-energisation of coil and closing of NC contact<br><= 12 ms between de-energisation of coil and closing of NO contact<br><= 12 ms between energisation of coil and closing of NC contact<br><= 12 ms between energisation of coil and closing of NO contact   |
| Contact bounce time            | <= 3 ms  |
| Operating rate in Hz           | <= 6 Hz at no-load<br><= 0.5 Hz at le  |
| Mechanical durability          | >= 10000000 cycles   |
| [Ui] rated insulation voltage  | 250 V conforming to IEC 60947-1<br>250 V conforming to VDE 0110 group C  |
| Flame retardance               | V0 conforming to UL 94   |
| Cable cross section            | 0...0.01 in <sup>2</sup> (0.27...4 mm <sup>2</sup> ), 1 wire rigid<br>0...0 in <sup>2</sup> (0.34...2.5 mm <sup>2</sup> ), 1 or 2 wires flexible with cable end<br>0...0 in <sup>2</sup> (0.6...2.5 mm <sup>2</sup> ), 1 or 2 wires flexible without cable end<br>0...0 in <sup>2</sup> (0.27...2.5 mm <sup>2</sup> ), 2 wires rigid   |
| Operating position             | Any position   |

The information provided in this documentation contains general descriptions and/or technical characteristics of the products contained herein. This documentation is not intended as a substitute for and is not to be used for determining suitability or reliability of these products for specific user applications. It is the duty of any such user or integrator to perform the appropriate and complete risk analysis, evaluation and testing of the products with respect to the relevant specific application or use thereof. Neither Schneider Electric Industries SAS nor any of its affiliates or subsidiaries shall be responsible or liable for misuse of the information contained herein.

|                       |   |
|-----------------------|---|
| Installation category | II conforming to IEC 60947-1                                      |
| Mounting support      | Asymmetrical DIN rail<br>Combination rail<br>Symmetrical DIN rail |
| Product weight        | 0.21 lb(US) (0.095 kg)  |

## Environment

|                                       |  |
|---------------------------------------|--|
| immunity to microbreaks               | 10 ms  |
| dielectric strength                   | 1500 V between independent contacts<br>2500 V between wired interface and earth<br>4000 V between coil circuit and contact circuits  |
| standards                             | IEC 60947-5-1  |
| product certifications                | BV<br>CSA<br>DNV<br>LROS (Lloyds register of shipping)<br>UL   |
| IP degree of protection               | IP20 conforming to IEC 60529   |
| protective treatment                  | TC   |
| fire resistance                       | 1562 °F (850 °C) conforming to IEC 60695-2-1   |
| shock resistance                      | 50 gn 11 ms conforming to IEC 60068-2-27   |
| vibration resistance                  | 6 gn (f = 10...55 Hz) conforming to IEC 60068-2-6  |
| electromagnetic compatibility         | 1.2/50 ms shock waves immunity test, 0.25 kV for U > 50 V conforming to IEC 255-4<br>1.2/50 ms shock waves immunity test, 0.5 kV for U < 50 V conforming to IEC 255-4<br>Electrostatic discharge immunity test level 3, 8 kV conforming to IEC 61000-4-2<br>Rapid transients immunity test, on input/output 1 kV conforming to IEC 61000-4-4<br>Rapid transients immunity test, on power supply 2 kV conforming to IEC 61000-4-4 |
| ambient air temperature for operation | -4...140 °F (-20...60 °C) at Un<br>23...104 °F (-5...40 °C) unrestricted operation   |
| ambient air temperature for storage   | -40...158 °F (-40...70 °C)   |
| operating altitude                    | <= 9842.52 ft (3000 m)   |
| pollution degree                      | 3 conforming to IEC 60947-5-1  |

## Offer Sustainability

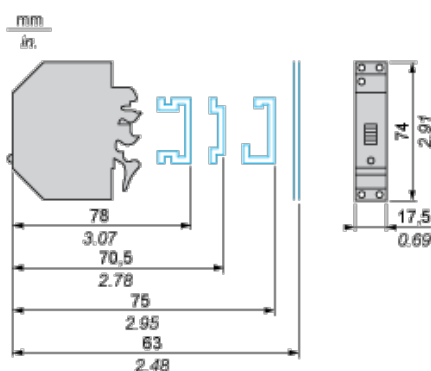
|  |  |
|--|--|
| WARNING: This product can expose you to chemicals including:   | WARNING: This product can expose you to chemicals including:   |
| Nickel compounds, which is known to the State of California to cause cancer, and   | Nickel compounds, which is known to the State of California to cause cancer, and   |
| Di-isodecyl phthalate (DIDP), which is known to the State of California to cause birth defects or other reproductive harm. | Di-isodecyl phthalate (DIDP), which is known to the State of California to cause birth defects or other reproductive harm. |
| For more information go to <a href="http://www.p65warnings.ca.gov">www.p65warnings.ca.gov</a>                              | For more information go to <a href="http://www.p65warnings.ca.gov">www.p65warnings.ca.gov</a>                              |

## Contractual warranty

|                 |           |
|-----------------|-----------|
| Warranty period | 18 months |
|-----------------|-----------|

## Electromechanical Interface Module

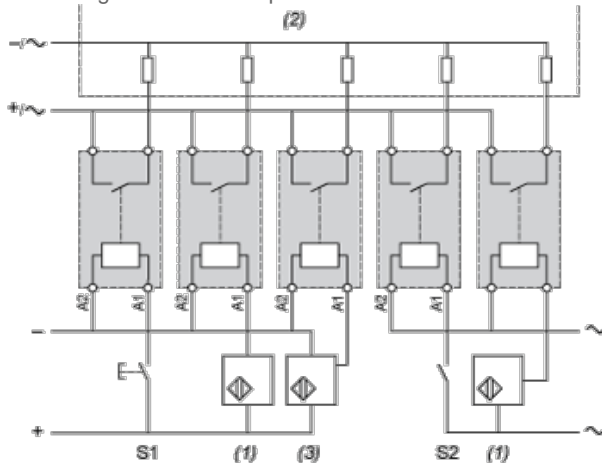
### Dimensions



## Electromechanical Interface Module

### Example of Application with PLC

Interfacing PLC discrete inputs



S1, Pushbuttons series contacts

S2

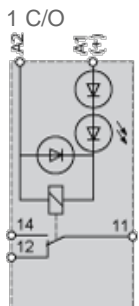
(1) 2-wire sensors

(2) PLC positive logic discrete inputs

(3) 3-wire sensors

### Interface with Mechanical Indication + LED

#### Circuit Diagram



Компания «Океан Электроники» предлагает заключение долгосрочных отношений при поставках импортных электронных компонентов на взаимовыгодных условиях!

Наши преимущества:

- Поставка оригинальных импортных электронных компонентов напрямую с производств Америки, Европы и Азии, а так же с крупнейших складов мира;
- Широкая линейка поставок активных и пассивных импортных электронных компонентов (более 30 млн. наименований);
- Поставка сложных, дефицитных, либо снятых с производства позиций;
- Оперативные сроки поставки под заказ (от 5 рабочих дней);
- Экспресс доставка в любую точку России;
- Помощь Конструкторского Отдела и консультации квалифицированных инженеров;
- Техническая поддержка проекта, помощь в подборе аналогов, поставка прототипов;
- Поставка электронных компонентов под контролем ВП;
- Система менеджмента качества сертифицирована по Международному стандарту ISO 9001;
- При необходимости вся продукция военного и аэрокосмического назначения проходит испытания и сертификацию в лаборатории (по согласованию с заказчиком);
- Поставка специализированных компонентов военного и аэрокосмического уровня качества (Xilinx, Altera, Analog Devices, Intersil, Interpoint, Microsemi, Actel, Aeroflex, Peregrine, VPT, Syfer, Eurofarad, Texas Instruments, MS Kennedy, Miteq, Cobham, E2V, MA-COM, Hittite, Mini-Circuits, General Dynamics и др.);

Компания «Океан Электроники» является официальным дистрибьютором и эксклюзивным представителем в России одного из крупнейших производителей разъемов военного и аэрокосмического назначения «**JONHON**», а так же официальным дистрибьютором и эксклюзивным представителем в России производителя высокотехнологичных и надежных решений для передачи СВЧ сигналов «**FORSTAR**».



**JONHON**

«**JONHON**» (основан в 1970 г.)

Разъемы специального, военного и аэрокосмического назначения:

(Применяются в военной, авиационной, аэрокосмической, морской, железнодорожной, горно- и нефтедобывающей отраслях промышленности)

«**FORSTAR**» (основан в 1998 г.)

ВЧ соединители, коаксиальные кабели, кабельные сборки и микроволновые компоненты:

(Применяются в телекоммуникациях гражданского и специального назначения, в средствах связи, РЛС, а так же военной, авиационной и аэрокосмической отраслях промышленности).



Телефон: 8 (812) 309-75-97 (многоканальный)

Факс: 8 (812) 320-03-32

Электронная почта: [ocean@oceanchips.ru](mailto:ocean@oceanchips.ru)

Web: <http://oceanchips.ru/>

Адрес: 198099, г. Санкт-Петербург, ул. Калинина, д. 2, корп. 4, лит. А