

# μCom-10Gb +

Harsh Environment 10Gb  
Ethernet Micro Connectors



**μCom-Series** is a new range of connectors designed to address the latest trends of the industry : **miniaturization** and **high speed**, with the highest resistance for use in the **harshest environments**.

**μCom-10Gb +** is the first product of this new range.

## MAIN FEATURES

- 10Gb+ exceeds 10Gb/s Ethernet following IEEE 802.3an-2006 : **10GBase-T**
- Cat.6A connector according to TIA568C.2 and ISO/IEC11801 standard
- Environmental testing based on **MIL-DTL-38999 series III** military specifications (Thread version)
- Environmental testing based on **MIL-DTL-26482** military specifications (Push Pull version)
- Miniature : **15 mm(.59") max** external diameter
- Receptacle and in-line receptacle compatible with both thread and Push Pull plugs

## FEATURES AND BENEFITS

- 4 pairs totally insulated throughout the connector
  - ➔ minimum cross-talk between the four pairs
- Patent pending special interfacial shapes
  - ➔ minimum perturbation at the interface of each pair
- Thread coupling mechanism
  - ➔ 2000 mating cycles & high vibration resistance
- Machined Brass shells
  - ➔ Plating available:
    - Olive Drab Cadmium → not ROHS compliant
    - Black Nickel, and unplated brass → ROHS compliant
  - ➔ shell to shell continuity and 500h salt spray resistance
- Machined & gold plated Solder and Crimp contacts
  - ➔ design & performance according to the innercontact of M39029/77-429#16 M39029/76-425#16 38999 contact
- Solder contact : max AWG24
- Crimp contact : AWG 24 to 26
- IP68 sealing mated and unmated for PCB receptacles
- 1500 Vrms Dielectric Withstanding voltage
- Temperature range : - 55°C / + 125°C

## MARKETS & APPLICATIONS

- **DEFENSE** : C4ISR, Battlefield Communications, Shipboard, Ground Vehicles Vetronics.
- **AERONAUTICAL** : In Flight Entertainment, Avionics, Communication Systems.
- **RAIL MASS TRANSIT** : Passenger Information Systems, Communication Systems.



TRANSMISSION DATA



Insertion loss



← Amphenol performance

← IEEE 802.3an Standard requirement

Next 1-2



← IEEE 802.3an Standard requirement

← Amphenol performance

Return loss



← IEEE 802.3an Standard requirement

← Amphenol performance

FEMALE RECEPTACLES



**Female receptacle for printed circuit board**

Compatible with both thread & push pull plugs

Part number: UCOM-10G+ R P X

X: see the 'How to order' below to complete your part number



**Panel mount female receptacle with metallic band backshell**

Compatible with both thread & push pull plugs

Part number: UCOM-10G+ R X X

X: see the 'How to order' below to complete your part number



**Nota:** metallic band and heatshrink sleeve are provided with the connector

HOW TO ORDER Female receptacles

UCOM - 10G+ R P B

**Shell**

R: receptacle (push pull or thread)

**Contacts termination**

P: PCB

S: solder

C: crimp

**Shell plating**

B: black nickel

G: olive drab cadmium

U: unplated brass

**NOTA:**

- UCOM for order designation
- µCom for marking on connectors

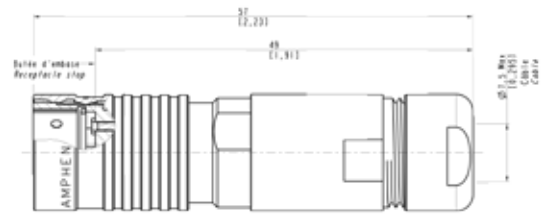
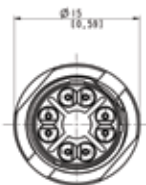
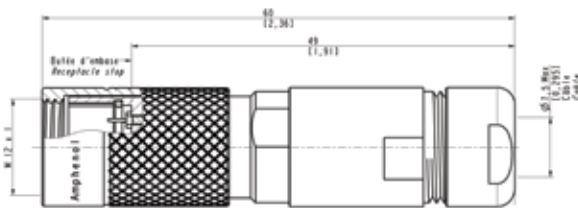
MALE PLUGS



Plug with cable gland backshell

Part number: UCOM-10G+ P T x x G x  
 x: see the 'How to order' below to complete your part number

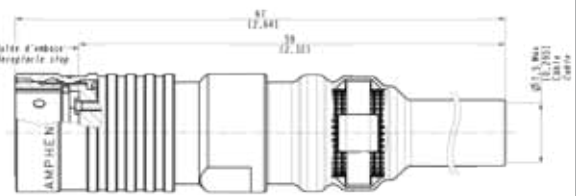
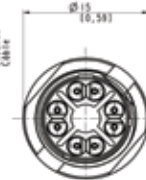
Part number: UCOM-10G+ P P x x G x  
 x: see the 'How to order' below to complete your part number



Plug with metallic band backshell

Part number: UCOM-10G+ P T x x B  
 x: see the 'How to order' below to complete your part number

Part number: UCOM-10G+ P P x x B  
 x: see the 'How to order' below to complete your part number



Nota: Metallic band and heatshrink sleeve are provided with the connector

HOW TO ORDER Male plugs

	UCOM - 10G+	P	T	C	B	G	A
<b>Shell</b> P: plug							
<b>Mating (for plugs only)</b> T: thread P: push-pull							
<b>Contacts termination</b> C: crimp S: solder							
<b>Shell plating</b> B: black nickel G: olive drab cadmium U: unplated brass							
<b>Backshell type</b> G: gland B: band							
<b>Cable diameter (for gland backshell only)</b> A: for cable diam 7.5mm B: to be defined							

NOTA:

- UCOM for order designation
- μCom for marking on connectors

FEMALE IN-LINE RECEPTACLES



**Female in-line receptacle with cable gland backshell**

Compatible with both thread & push pull plugs

Part number: UCOM-10G+ L x x G x  
 x: see the 'How to order' below to complete your part number



**Female in-line receptacle with metallic band backshell**

Compatible with both thread & push pull plugs

Part number: UCOM-10G+ L x x B  
 x: see the 'How to order' below to complete your part number



**Nota:** Metallic band and heatshrink sleeve are provided with the connector

HOW TO ORDER Female in-line receptacles

UCOM - 10G+	L	S	B	G	A
<b>Shell</b>					
L: in line receptacle (push pull or thread)					
<b>Contacts termination</b>					
C: crimp					
S: solder					
<b>Shell plating</b>					
B: black nickel					
G: olive drab cadmium					
U: unplated brass					
<b>Backshell type</b>					
G: gland					
B: band					
<b>Cable diameter (for gland backshell only)</b>					
A: for cable diam 7.5mm					
B: to be defined					

- NOTA:**
- UCOM for order designation
  - μCom for marking on connectors

CORDSETS



μCom plug - μCom plug cordset

Part number:  
UCOM-10G+ C x x x xxx

x: see the 'How to order' on the next page to complete your part number



μCom plug - RJ45 Cat6A plug cordset

Part number:  
UCOM-10G+ D x x x xxx

x: see the 'How to order' on the next page to complete your part number



μCom panel mount receptacle - RJ45 Cat6A plug

Part number:  
UCOM-10G+ E x x xxx

x: see the 'How to order' on the next page to complete your part number



μCom plug - μCom inline receptacle

Part number:

UCOM-10G+ F x x x xxx

x: see the 'How to order' below to complete your part number



Type of cable used: CAT 7 HFFR - According to EN 50288-4-2



- Stranded bare copper wire (26 AWG)
- 4 screened twisted pairs: 2 wires twisted to a pair, Aluluminum foil overlapped
- Shield braiding of tinned copper wires, about 80% coverage
- Strain member of Kevlar
- Jacket in black Polyurethane (PUR), glossy finish, acc to DIN VDE 0282
- External diameter 7.0 +/-0.3 mm
- UV & Hydrolysis resistant, Halogen free, RoHS compliant
- Max Pull force: 800 N, Weight : about 54 kg/km
- Temperature : - 40°C / + 85°C
- Min. bending radius allowed: repeated 8 x Ø, single 4 x Ø

HOW TO ORDER Cordsets

UCOM - 10G+ C T C B 015

Shell

- C: μCom plug - μCom plug cordset
  - D: μCom plug - RJ45 Cat6A plug cordset
  - E: μCom panel mount receptacle - RJ45 Cat6A plug cordset
  - F: μCom plug - μCom inline receptacle cordset
- Open versions:
- G: μCom plug - no connector at the end
  - H: μCom panel mount receptacle - no connector at the end
  - J: μCom inline receptacle - no connector at the end

Mating (for plugs only)

T: thread

Contacts termination

- C: crimp
- S: solder

Shell plating

- B: black nickel
- G: olive drab cadmium
- U: unplated brass

Total length - For other lengths, please consult us.

- 002: 20 cm [7.87]
- 005: 50 cm [19.68]
- 010: 1.0 m [39.37]
- 015: 1.5 m [59.05]
- 020: 2.0 m [78.74]
- 050: 5.0 m [196.85]
- 100: 10.0 m [393.70]

NOTA:

- UCOM for order designation
- μCom for marking on connectors

ACCESSORIES

CAPS for receptacles

IP68 metallic cap

- X** to be replaced by
- B** for Black nickel plating
- G** for Olive drab cadmium plating
- U** for Unplated brass



IP68 metallic cap with metallic tie on panel Or IP68 metallic cap with a Ø12 fixation ring  
Nota: plan a hole on the panel

IP68 neoprene cap - Part number: **31091**  
Nota: plan a type M3 hole on the panel



CAPS for plugs

Cap in neoprene  
Part number: **31092**



CAPS for in line receptacles

Cap in neoprene  
Part number: **31093**



Dummy female receptacle

Part number: **31131 X**



- X** to be replaced by
- B** for Black nickel plating
- G** for Olive drab cadmium plating
- U** for Unplated brass

TOOLS



- Nut clamping tool for receptacle  
Part number: **31055**  
Only for RPx receptacles



- Insertion tool for crimp contacts  
Part number: **31056**



- Contact positioner for M22520/2-01 crimping tool  
Part number: **31095**

Other tools:

- Brazing tool for receptacle & in-line receptacle  
Part number: **31132**
- Brazing tool for plug  
Part number: **31133**

Nota: the assembling instructions are available upon demand (ref. N00-040190-00).



Компания «Океан Электроники» предлагает заключение долгосрочных отношений при поставках импортных электронных компонентов на взаимовыгодных условиях!

Наши преимущества:

- Поставка оригинальных импортных электронных компонентов напрямую с производств Америки, Европы и Азии, а так же с крупнейших складов мира;
- Широкая линейка поставок активных и пассивных импортных электронных компонентов (более 30 млн. наименований);
- Поставка сложных, дефицитных, либо снятых с производства позиций;
- Оперативные сроки поставки под заказ (от 5 рабочих дней);
- Экспресс доставка в любую точку России;
- Помощь Конструкторского Отдела и консультации квалифицированных инженеров;
- Техническая поддержка проекта, помощь в подборе аналогов, поставка прототипов;
- Поставка электронных компонентов под контролем ВП;
- Система менеджмента качества сертифицирована по Международному стандарту ISO 9001;
- При необходимости вся продукция военного и аэрокосмического назначения проходит испытания и сертификацию в лаборатории (по согласованию с заказчиком);
- Поставка специализированных компонентов военного и аэрокосмического уровня качества (Xilinx, Altera, Analog Devices, Intersil, Interpoint, Microsemi, Actel, Aeroflex, Peregrine, VPT, Syfer, Eurofarad, Texas Instruments, MS Kennedy, Miteq, Cobham, E2V, MA-COM, Hittite, Mini-Circuits, General Dynamics и др.);

Компания «Океан Электроники» является официальным дистрибьютором и эксклюзивным представителем в России одного из крупнейших производителей разъемов военного и аэрокосмического назначения «JONHON», а так же официальным дистрибьютором и эксклюзивным представителем в России производителя высокотехнологичных и надежных решений для передачи СВЧ сигналов «FORSTAR».



## JONHON

«JONHON» (основан в 1970 г.)

Разъемы специального, военного и аэрокосмического назначения:

(Применяются в военной, авиационной, аэрокосмической, морской, железнодорожной, горно- и нефтедобывающей отраслях промышленности)

«FORSTAR» (основан в 1998 г.)

ВЧ соединители, коаксиальные кабели, кабельные сборки и микроволновые компоненты:

(Применяются в телекоммуникациях гражданского и специального назначения, в средствах связи, РЛС, а так же военной, авиационной и аэрокосмической отраслях промышленности).



Телефон: 8 (812) 309-75-97 (многоканальный)

Факс: 8 (812) 320-03-32

Электронная почта: [ocean@oceanchips.ru](mailto:ocean@oceanchips.ru)

Web: <http://oceanchips.ru/>

Адрес: 198099, г. Санкт-Петербург, ул. Калинина, д. 2, корп. 4, лит. А