

Type MG Precision High Voltage Resistors

Now with Extended Resistance Range to 10,000 Megohms and Additional Models

Temperature Coefficient as tight as 80 ppm/°C, Combined with Excellent Long-Term Stability and Precision Tolerances.

Caddock's Micronox® resistance films are the source of the Type MG Precision High Voltage Resistors' outstanding combination of performance features:

- Single-resistor values as high as 10,000 Megohms.
- Maximum continuous operating voltages as high as 48,000 volts ("-15" ratings).
- Overvoltage capabilities of 150% of standard working voltages for all models and values, (except "-15" ratings).
- Resistance Tolerances from ±1.0% to ±0.1%.
- Temperature Coefficient, for standard resistance range, of 80 ppm/°C in combination with resistance tolerances as tight as ±0.1%.
- Type MG resistors have demonstrated stability of 0.01% per 1,000 hours in extended load life testing of standard resistance range values.

This exceptional performance has been proven through many years of use in equipment that demands the highest reliability and stability, including TWT amplifiers, X-ray systems, geophysical instruments, and medical electronics.

Preconditioning for Power and Voltage Ratings

All power ratings and maximum operating voltage ratings are for continuous duty. These ratings are based on pre-stress voltage levels applied during the manufacturing process to provide for stable resistor performance even under momentary overload conditions.

Maximum operating voltages 60% higher than the values listed in the table may be specified by adding "-15" to the model number (Example: MG750-15). Note that overload and overvoltage ratings do not apply to the "-15" resistors. Resistance ranges for "-15" resistors shown in the table are from "-15 Min." to "Standard Max."

Non-Inductive Performance

Most models are manufactured with Caddock's Non-Inductive Design which uses a serpentine resistive pattern that provides for neighboring lines to carry current in opposite directions, thereby achieving maximum cancellation of flux fields over the entire length of the resistor. This efficient non-inductive construction is accomplished without derating of any performance advantages.

Model No.	Wattage	Max. Continuous Oper. Volt.	Overload Rating	Dielect. Strength	Resistance				Dimensions in inches and (millimeters)		
					Min.	-15 Min.	Standard Max.	Extended Max.	A	B	C
MG650	0.5	600	Type 1	750	200 Ω	N/A	5 Meg	N/A	.313 ±0.020 (7.95 ±.51)	.094 ±0.015 (2.39 ±.38)	.025 ±0.002 (.64 ±.05)
MG655	0.5	600	Type 1	750	200 Ω	N/A	8 Meg	N/A	.313 ±0.030 (7.95 ±.76)	.109 ±0.025 (2.77 ±.64)	.025 ±0.002 (.64 ±.05)
MG660	0.6	1,000	Type 1	750	400 Ω	N/A	10 Meg	N/A	.500 ±0.030 (12.70 ±.76)	.094 ±0.015 (2.39 ±.38)	.025 ±0.002 (.64 ±.05)
MG680	0.8	2,000	Type 1	750	600 Ω	N/A	20 Meg	N/A	.750 ±0.030 (19.05 ±.76)	.094 ±0.015 (2.39 ±.38)	.025 ±0.002 (.64 ±.05)
MG710	1.0	4,000	Type 1	750	800 Ω	N/A	50 Meg	N/A	1.000 ±0.040 (25.40 ±1.02)	.094 ±0.015 (2.39 ±.38)	.025 ±0.002 (.64 ±.05)
MG712	0.6	1,000	Type 2	750	800 Ω	N/A	20 Meg	N/A	.400 ±0.060 (10.16 ±1.52)	.140 ±0.030 (3.56 ±.76)	.025 ±0.002 (.64 ±.05)
MG714	1.0	1,000	Type 2	750	200 Ω	6.5 Meg	20 Meg	N/A	.562 ±0.060 (14.27 ±1.52)	.150 ±0.030 (3.81 ±.76)	.032 ±0.002 (.81 ±.05)
MG715	1.0	2,000	Type 2	750	400 Ω	26 Meg	50 Meg	N/A	.750 ±0.060 (19.05 ±1.52)	.140 ±0.030 (3.56 ±.76)	.025 ±0.002 (.64 ±.05)
MG716	1.5	4,000	Type 2	750	600 Ω	70 Meg	75 Meg	N/A	1.000 ±0.060 (25.40 ±1.52)	.140 ±0.030 (3.56 ±.76)	.025 ±0.002 (.64 ±.05)
MG717	1.5	2,000	Type 2	750	600 Ω	17 Meg	75 Meg	225 M	.710 ±0.050 (18.03 ±1.27)	.240 ±0.030 (6.10 ±.76)	.040 ±0.002 (1.02 ±.05)
MG720	2.0	6,000	Type 2	750	1 K	N/A	150 Meg	N/A	1.500 ±0.080 (38.10 ±2.03)	.140 ±0.030 (3.56 ±.76)	.025 ±0.002 (.64 ±.05)
MG721	2.0	4,000	Type 2	750	200 Ω	51 Meg	100 Meg	300 M	1.000 ±0.050 (25.40 ±1.27)	.240 ±0.030 (6.10 ±.76)	.040 ±0.002 (1.02 ±.05)
MG725	2.5	10,000	Type 2	750	1.5 K	N/A	200 Meg	N/A	2.000 ±0.080 (50.80 ±2.03)	.140 ±0.030 (3.56 ±.76)	.025 ±0.002 (.64 ±.05)
MG730	3.0	6,000	Type 2	1,000	500 Ω	77 Meg	250 Meg	750 M	1.500 ±0.080 (38.10 ±2.03)	.240 ±0.030 (6.10 ±.76)	.040 ±0.002 (1.02 ±.05)
MG731	2.6	4,000	Type 2	1,000	200 Ω	40 Meg	150 Meg	750 M	1.000 ±0.060 (25.40 ±1.52)	.315 ±0.030 (8.00 ±.76)	.040 ±0.002 (1.02 ±.05)
MG735	3.6	10,000	Type 2	1,000	750 Ω	178 Meg	300 Meg	1,000 M	2.000 ±0.080 (50.80 ±2.03)	.240 ±0.030 (6.10 ±.76)	.040 ±0.002 (1.02 ±.05)
MG740	3.6	6,000	Type 2	1,000	300 Ω	64 Meg	300 Meg	1,500 M	1.500 ±0.060 (38.10 ±1.52)	.315 ±0.030 (8.00 ±.76)	.040 ±0.002 (1.02 ±.05)
MG745	5.0	15,000	Type 2	1,000	1 K	288 Meg	500 Meg	1,500 M	3.000 ±0.100 (76.20 ±2.54)	.240 ±0.030 (6.10 ±.76)	.040 ±0.002 (1.02 ±.05)
MG750	5.0	10,000	Type 2	1,000	400 Ω	128 Meg	500 Meg	2,500 M	2.125 ±0.060 (53.98 ±1.52)	.315 ±0.030 (8.00 ±.76)	.040 ±0.002 (1.02 ±.05)
MG780	7.5	15,000	Type 2	1,000	600 Ω	192 Meg	750 Meg	3,750 M	3.125 ±0.060 (79.38 ±1.52)	.315 ±0.030 (8.00 ±.76)	.040 ±0.002 (1.02 ±.05)
MG785	8.0	20,000	Type 2	1,000	800 Ω	320 Meg	1,000 Meg	5,000 M	4.000 ±0.120 (101.60 ±3.05)	.315 ±0.030 (8.00 ±.76)	.040 ±0.002 (1.02 ±.05)
MG810	10.0	25,000	Type 2	1,000	1 K	400 Meg	1,250 Meg	6,250 M	5.000 ±0.120 (127.00 ±3.05)	.315 ±0.030 (8.00 ±.76)	.040 ±0.002 (1.02 ±.05)
MG815	15.0	30,000	Type 2	1,000	1 K	384 Meg	2,000 Meg	10,000 M	6.000 ±0.120 (152.40 ±3.05)	.350 ±0.040 (8.89 ±1.02)	.040 ±0.002 (1.02 ±.05)

- Models with low inductance construction are in shaded areas.
- Models with Caddock's Non-Inductive Resistance Pattern are in non-shaded areas.

Specifications:

Resistance Tolerance:

Resistance Range	Tolerance
Standard	±1%, ±0.5%, ±0.25%, ±0.1%
St'd with "-15" rating	±1%
Extended Range	±1%

Temperature Coefficient:

Resistance Range	TC Specifications
Standard and St'd with "-15" rating	±80 ppm/°C from -15°C to +105°C, referenced to +25°C.
Extended Range	±80 ppm/°C from +25°C to +105°C, -200 ppm/°C to +50 ppm/°C from -15°C to +25°C.

Insulation Resistance: 10,000 Megohms, min.

Overload/Overvoltage: 5 times rated power with applied voltage not to exceed 1.5 times maximum continuous operating voltage for 5 seconds.
Type 1: DC Voltage
Type 2: DC Voltage or V_{rms} AC

Resistance Range	Overload/Overvoltage, ΔR
Standard	0.5% max.
St'd with "-15" rating	N/A
Extended Range	0.8% max.

Thermal Shock: Mil-Std-202, Method 107, Cond. C, ΔR 0.25% max.

Moisture Resistance: Mil-Std-202, Method 106, ΔR 0.4% max.

Load Life: 1,000 hours at +125°C at rated voltage, not to exceed rated power.

Resistance Range	Load Life, ΔR
Standard	0.5% max.
St'd with "-15" rating	0.8% max.
Extended Range	0.8% max.

Solderable Leads

Encapsulation: High Temperature Silicone Conformal.

Applications Engineering
17271 North Umpqua Hwy.
Roseburg, Oregon 97470-9422
Phone: (541) 496-0700
Fax: (541) 496-0408


CADDOCK ELECTRONICS, INC.

e-mail: caddock@caddock.com • web: www.caddock.com
For Caddock Distributors listed by country see caddock.com/contact/dist.html

Sales and Corporate Office
1717 Chicago Avenue
Riverside, California 92507-2364
Phone: (951) 788-1700
Fax: (951) 369-1151

Type MG Precision High Voltage Resistors

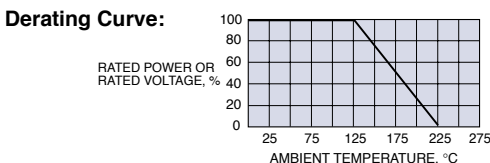
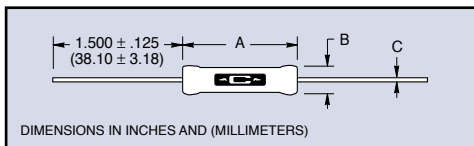
MG650	
MG655	
MG660	
MG680	
MG710	
MG712	
MG714	
MG715	
MG716	
MG720	
MG725	
MG717	
MG721	
MG730	
MG735	
MG745	
MG731	
MG740	
MG750	
MG780	
MG785	
MG810	
MG815	



N Non-inductive performance with Caddock's exclusive design

Most models are available with Caddock's Non-inductive Serpentine Pattern

Certain products shown in this catalog are covered by one or more patents, there are also patents pending.



Design Assistance in Developing High Voltage Resistor Sets with Low TC Tracking.

For immediate engineering assistance in developing Low Ratio TC matched high voltage resistor sets, contact our Applications Engineering and we will be pleased to offer the best solution from our high voltage resistor product capabilities.

Ordering Information:

Model Number: MG750 - 100M - 1% Tolerance
 Resistor Value: _____

Applications Engineering
 17271 North Umpqua Hwy.
 Roseburg, Oregon 97470-9422
 Phone: (541) 496-0700
 Fax: (541) 496-0408

CADDOCK ELECTRONICS, INC.

e-mail: caddock@caddock.com • web: www.caddock.com
 For Caddock Distributors listed by country see caddock.com/contact/dist.html

Sales and Corporate Office
 1717 Chicago Avenue
 Riverside, California 92507-2364
 Phone: (951) 788-1700
 Fax: (951) 369-1151

Компания «Океан Электроники» предлагает заключение долгосрочных отношений при поставках импортных электронных компонентов на взаимовыгодных условиях!

Наши преимущества:

- Поставка оригинальных импортных электронных компонентов напрямую с производств Америки, Европы и Азии, а так же с крупнейших складов мира;
- Широкая линейка поставок активных и пассивных импортных электронных компонентов (более 30 млн. наименований);
- Поставка сложных, дефицитных, либо снятых с производства позиций;
- Оперативные сроки поставки под заказ (от 5 рабочих дней);
- Экспресс доставка в любую точку России;
- Помощь Конструкторского Отдела и консультации квалифицированных инженеров;
- Техническая поддержка проекта, помощь в подборе аналогов, поставка прототипов;
- Поставка электронных компонентов под контролем ВП;
- Система менеджмента качества сертифицирована по Международному стандарту ISO 9001;
- При необходимости вся продукция военного и аэрокосмического назначения проходит испытания и сертификацию в лаборатории (по согласованию с заказчиком);
- Поставка специализированных компонентов военного и аэрокосмического уровня качества (Xilinx, Altera, Analog Devices, Intersil, Interpoint, Microsemi, Actel, Aeroflex, Peregrine, VPT, Syfer, Eurofarad, Texas Instruments, MS Kennedy, Miteq, Cobham, E2V, MA-COM, Hittite, Mini-Circuits, General Dynamics и др.);

Компания «Океан Электроники» является официальным дистрибьютором и эксклюзивным представителем в России одного из крупнейших производителей разъемов военного и аэрокосмического назначения «JONHON», а так же официальным дистрибьютором и эксклюзивным представителем в России производителя высокотехнологичных и надежных решений для передачи СВЧ сигналов «FORSTAR».



JONHON

«JONHON» (основан в 1970 г.)

Разъемы специального, военного и аэрокосмического назначения:

(Применяются в военной, авиационной, аэрокосмической, морской, железнодорожной, горно- и нефтедобывающей отраслях промышленности)

«FORSTAR» (основан в 1998 г.)

ВЧ соединители, коаксиальные кабели, кабельные сборки и микроволновые компоненты:

(Применяются в телекоммуникациях гражданского и специального назначения, в средствах связи, РЛС, а так же военной, авиационной и аэрокосмической отраслях промышленности).



Телефон: 8 (812) 309-75-97 (многоканальный)

Факс: 8 (812) 320-03-32

Электронная почта: ocean@oceanchips.ru

Web: <http://oceanchips.ru/>

Адрес: 198099, г. Санкт-Петербург, ул. Калинина, д. 2, корп. 4, лит. А