


# Photologic® Slotted Optical Switch “Right Angle Package” Series



## OPB920DZ

### Features:

- Non-contact switching
- Right Angle Sensor: LED in tower, photosensor in base
- Choice of output configuration
- Optical line can be broken in three axis
- 24” minimum, 26 AWG UL approved wire leads



### Description:

The **OPB920** series optical switch consists of an infrared emitting diode (LED) and a photologic sensor . The LED is mounted on the tower with the photologic sensor mounted on the base of a right angle shape package . The L-Shape or right angle package configuration allows for an opaque object to block the light beam from a multitude of directions including the X-axis Y-axis and Z-axis. The optical center line between the emitter and photosensor is at 45° from the mounting base of the device.

The OPB920 Series provides optimum flexibility for the design engineer. The engineer can specify the type of TTL output. For example the output can be: TTL totem pole, TTL open collector, either of which can be buffered or inverted output.

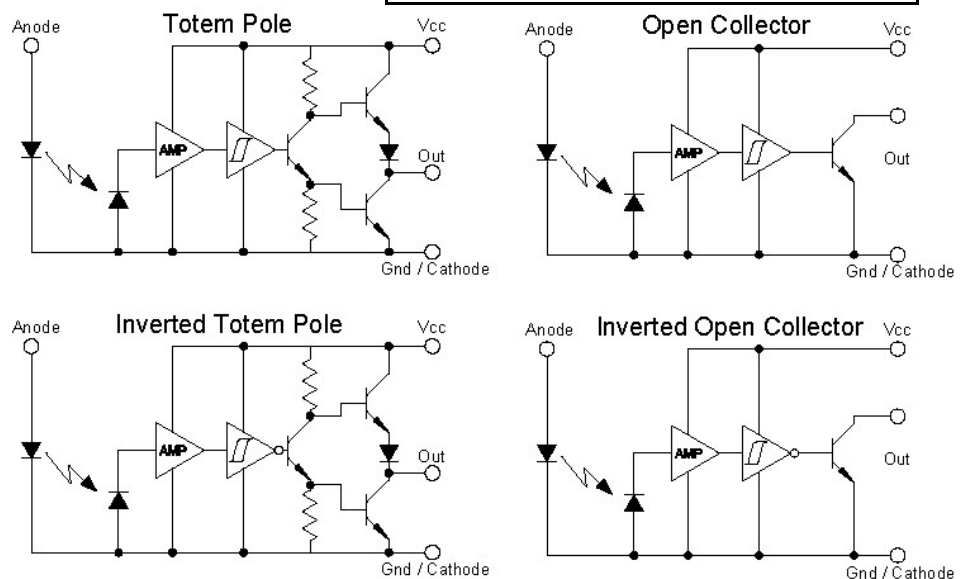
All versions have the added stability of hysteresis built into the circuitry.

Custom electrical, wire and cabling and connectors are available. Contact your local representative or OPTEK for more information.

### Applications:

- Non-contact interruptive object sensing
- Tray-out sensor
- Amusement gaming equipment
- Low paper tray sensor
- Paper sorting equipment
- Corner sensor
- Printers
- Copying machines
- Door sensor
- Optical Switch

Part Number Guide — OPB920xZ Series	
	<b>OPB920 _ Z</b>
<b>A = Totem Pole</b>	
<b>B = Open Collector</b>	
<b>C = Inverted Totem Pole</b>	
<b>D = Inverted Open Collector</b>	
All versions with 26 AWG wire termination (24” [61cm] long)	



General Note  
 TT Electronics reserves the right to make changes in product specification without notice or liability. All information is subject to TT Electronics’ own data and is considered accurate at time of going to print.

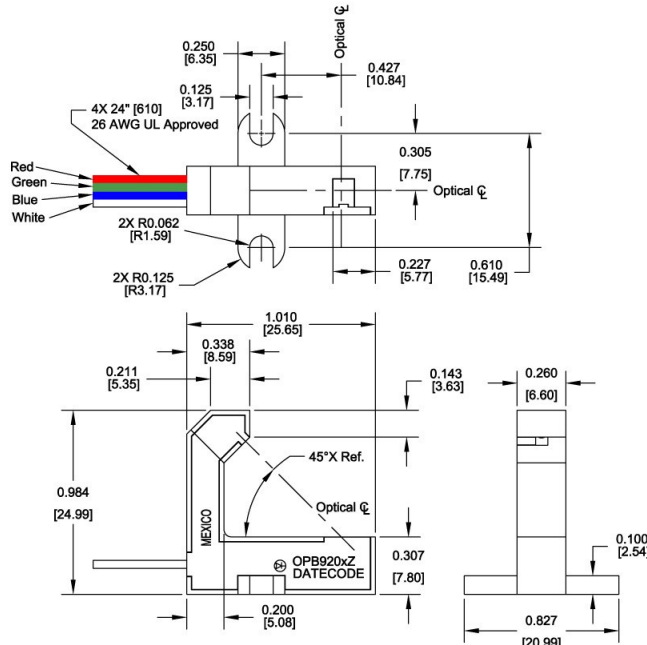
OPTEK Technology, Inc.  
 1645 Wallace Drive, Carrollton, TX 75006 | Ph: +1 972 323 2200  
 sensors@ttelelectronics.com | www.ttelelectronics.com

# Photologic® Slotted Optical Switch “Right Angle Package” Series



OPB920DZ

Pin name	Wire Color
Anode	Red
Cathode/Ground	Green
Vout	Blue
Vcc	White



Note: Dimensions are in inches [mm]  
Tolerances +/- 0.010" [0.25mm]

Absolute Maximum Ratings (T <sub>A</sub> = 25° C unless otherwise noted)	
Storage Temperature	-40° C to +85° C
Operating Temperature	-40° C to +70° C
Lead Soldering Temperature (1/16" (1.6 mm) from case for 5 seconds with soldering iron) <sup>(1)</sup>	260° C
Input Infrared LED	
DC Forward Diode (LED) Current	40 mA
DC Reverse Diode (LED) Voltage	2 V
Input Diode Power Dissipation <sup>(1)</sup>	100 mW
Output Photologic®	
Supply Voltage, V <sub>CC</sub> (not to exceed 3 seconds)	18V
Voltage at Output Lead (Open Collector Output version)	35 V
Output Photologic® Power Dissipation <sup>(2)</sup>	200 mW
Total Device Power Dissipation <sup>(3)</sup>	300 mW

Notes:

- (1) Derate linearly 2.22 mW/°C above 25°C
- (2) Derate linearly 4.44 mW/°C above 25°C
- (3) Derate linearly 6.66 mW/°C above 25°C
- (4) RMA flux is recommended. Duration can be extended to 10 seconds maximum when flow soldering.
- (5) Methanol or isopropanol are recommended as cleaning agents. The plastic housing is soluble in chlorinated hydrocarbons and keytones.

General Note

TT Electronics reserves the right to make changes in product specification without notice or liability. All information is subject to TT Electronics' own data and is considered accurate at time of going to print.

OPTEK Technology, Inc.  
1645 Wallace Drive, Carrollton, TX 75006 | Ph: +1 972 323 2200  
sensors@ttelelectronics.com | www.ttelelectronics.com

# Photologic® Slotted Optical Switch “Right Angle Package” Series



OPB920DZ

Electrical Characteristics (T <sub>A</sub> = 25° C unless otherwise noted)						
SYMBOL	PARAMETER	MIN	TYP	MAX	UNITS	TEST CONDITIONS
<b>Input Diode</b> (See OP240 for more information — for reference only)						
V <sub>F</sub>	Forward Voltage	-	-	1.7	V	I <sub>F</sub> = 20 mA, T <sub>A</sub> = 25° C
I <sub>R</sub>	Reverse Current	-	-	100	μA	V <sub>R</sub> = 2 V, T <sub>A</sub> = 25° C
<b>Output Photologic® Sensor</b> (See OPL560 for more information — for reference only)						
V <sub>CC</sub>	Operating D.C. Supply Voltage	4.5	-	16	V	
I <sub>CCL</sub>	Low Level Supply Current: Buffered Totem-Pole Output Buffered Open-Collector Output	-	-	15	mA	V <sub>CC</sub> = 16.0 V, I <sub>F</sub> = 0 mA <sup>(1)</sup>
	Inverted Totem-Pole Output Inverted Open-Collector Output	-	-	15	mA	V <sub>CC</sub> = 16.0 V, I <sub>F</sub> = 20 mA
I <sub>CCH</sub>	High Level Supply Current: Buffered Totem-Pole Output Buffered Open-Collector Output	-	-	15	mA	V <sub>CC</sub> = 16.0 V, I <sub>F</sub> = 20 mA
	Inverted Totem-Pole Output Inverted Open-Collector Output	-	-	15	mA	V <sub>CC</sub> = 16.0 V, I <sub>F</sub> = 0 mA <sup>(1)</sup>
V <sub>OL</sub>	Low Level Output Voltage: Buffered Totem-Pole Output Buffered Open-Collector Output	-	-	0.4	V	V <sub>CC</sub> = 4.5 V, I <sub>OL</sub> = 16 mA, I <sub>F</sub> = 0 mA <sup>(1)</sup>
	Inverted Totem-Pole Output Inverted Open-Collector Output	-	-	0.4	V	V <sub>CC</sub> = 4.5 V, I <sub>OL</sub> = 16 mA, I <sub>F</sub> = 20 mA
V <sub>OH</sub>	High Level Output Voltage: Buffered Totem-Pole Output	2.4	-	-	V	V <sub>CC</sub> = 4.5 V, I <sub>OH</sub> = -800 μA, I <sub>F</sub> = 20 mA
	Inverted Totem-Pole Output	2.4	-	-	V	V <sub>CC</sub> = 4.5 V, I <sub>OH</sub> = -800 μA, I <sub>F</sub> = 0 mA <sup>(1)</sup>
I <sub>OH</sub>	High Level Output Current: Buffered Open-Collector Output	-	-	100	μA	V <sub>CC</sub> = 4.5 V, V <sub>OH</sub> = 30 V, T <sub>A</sub> = 25° C
	Inverted Open-Collector Output	-	-	100	μA	V <sub>CC</sub> = 4.5 V, V <sub>OH</sub> = 30 V, T <sub>A</sub> = 25° C
I <sub>F</sub> (+)	LED Positive-Going Threshold Current	-	-	20	mA	V <sub>CC</sub> = 5 V, T <sub>A</sub> = 25° C
I <sub>F</sub> (+)/I <sub>F</sub> (-)	Hysteresis	-	2	-	-	V <sub>CC</sub> = 5 V
t <sub>r</sub> , t <sub>f</sub>	Output Rise Time, Output Fall Time <sup>(2)</sup>	-	70	-	ns	V <sub>CC</sub> = 5 V, T <sub>A</sub> = 25° C I <sub>F</sub> = 0 or 20 mA
t <sub>PLH</sub> , t <sub>PHL</sub>	Propagation Delay Low-High and High-Low <sup>(2)</sup>	-	5	-	μs	R <sub>L</sub> = 8 TTL Loads (Totem-Pole) R <sub>L</sub> = 360 Ω (Open-Collector)

Notes:

- (1) Normal application would be with light source blocked, simulated by I<sub>F</sub> = 0 mA.
- (2) By design not tested.

General Note

TT Electronics reserves the right to make changes in product specification without notice or liability. All information is subject to TT Electronics' own data and is considered accurate at time of going to print.

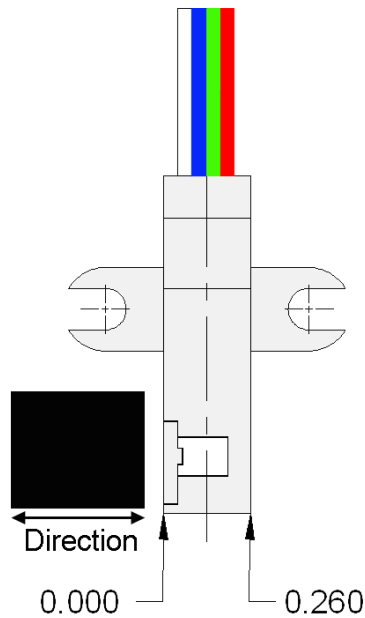
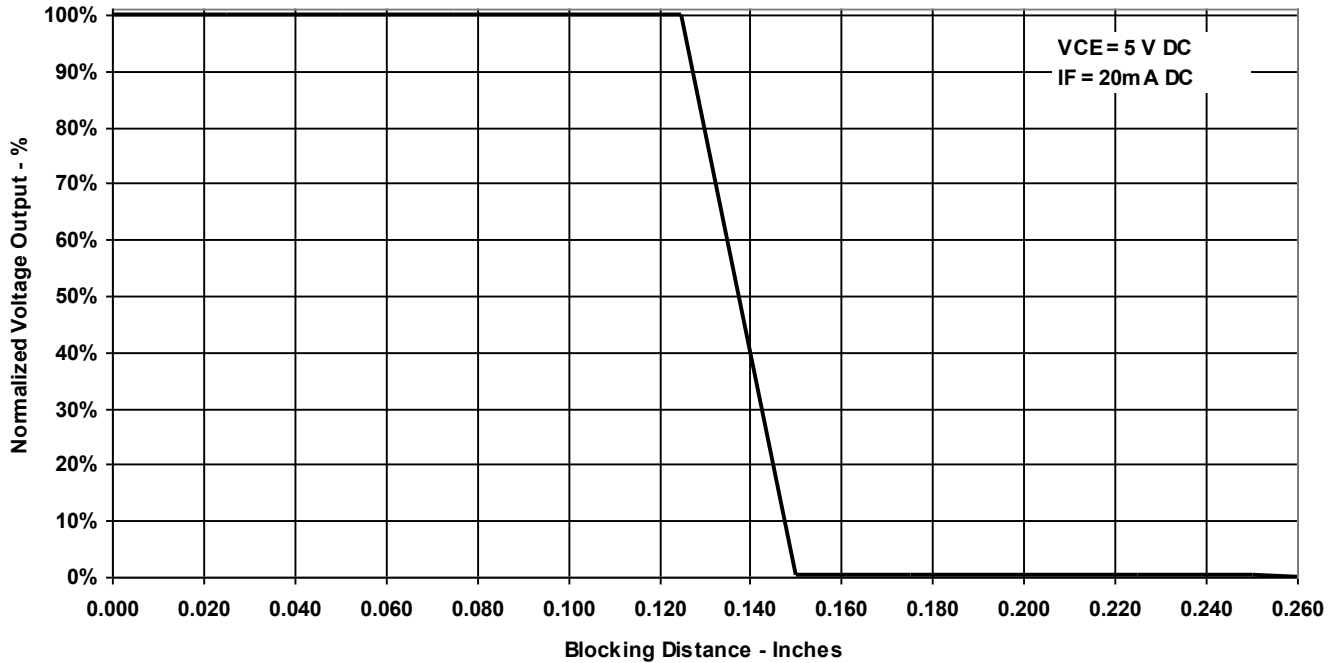
OPTEK Technology, Inc.  
1645 Wallace Drive, Carrollton, TX 75006 | Ph: +1 972 323 2200  
sensors@ttelelectronics.com | www.ttelelectronics.com

# Photologic® Slotted Optical Switch “Right Angle Package” Series



OPB920DZ

### Typical Output Voltage Vs Blocking Distance (Z-Axis Blocked)



General Note  
TT Electronics reserves the right to make changes in product specification without notice or liability. All information is subject to TT Electronics' own data and is considered accurate at time of going to print.

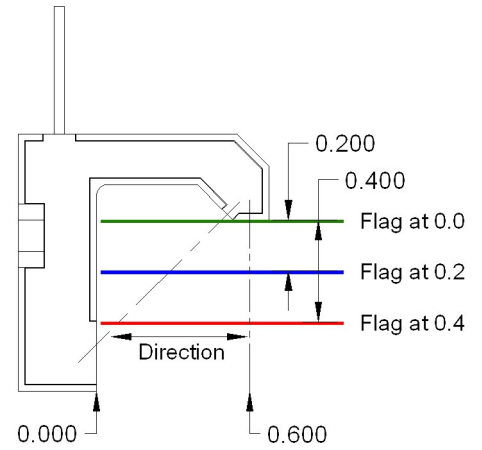
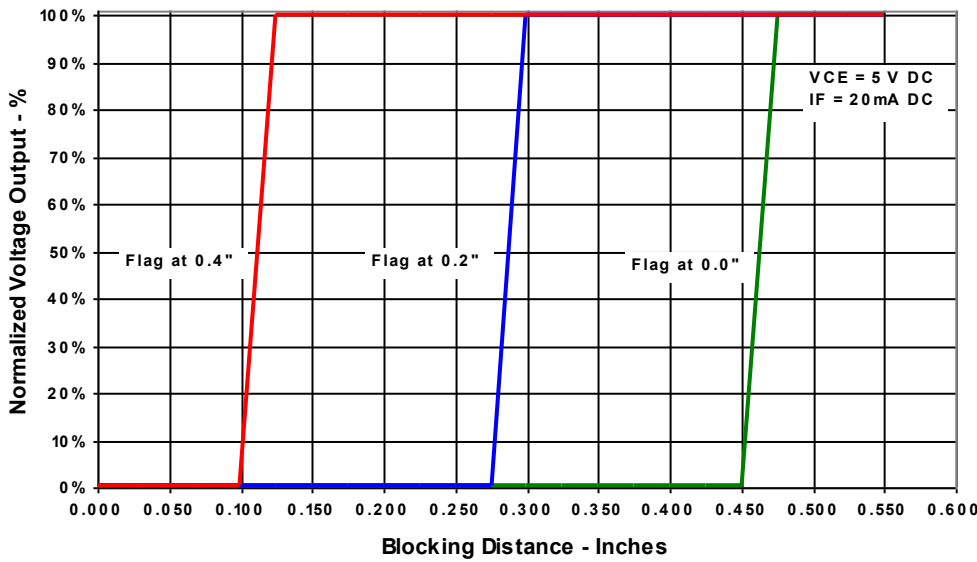
OPTEK Technology, Inc.  
1645 Wallace Drive, Carrollton, TX 75006 | Ph: +1 972 323 2200  
sensors@ttelelectronics.com | www.ttelelectronics.com

# Photologic® Slotted Optical Switch “Right Angle Package” Series

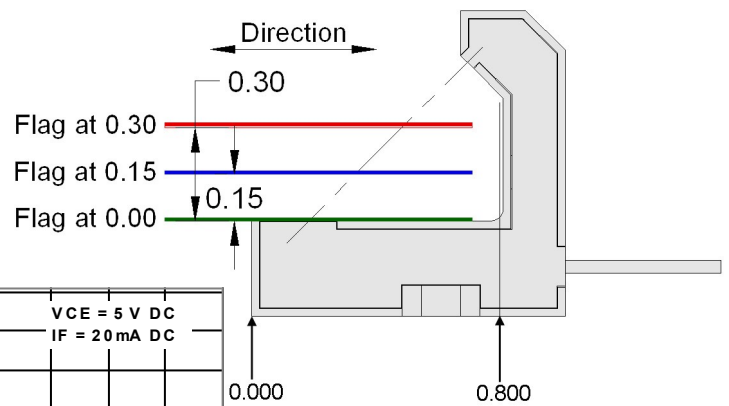
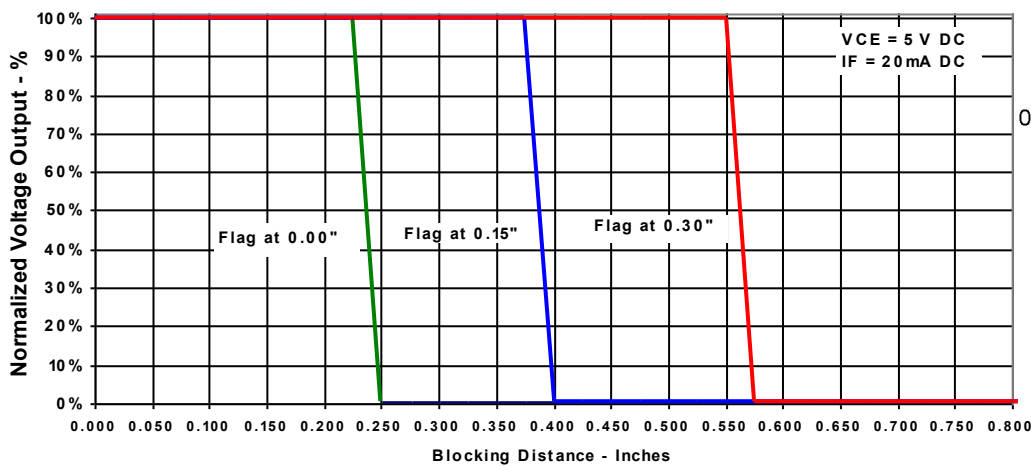


OPB920DZ

Typical Voltage Output Vs Blocking Distance  
(Y-Axis Blocked)



Typical Voltage Output Vs Blocking Distance  
(X-Axis Blocked)



General Note  
TT Electronics reserves the right to make changes in product specification without notice or liability. All information is subject to TT Electronics' own data and is considered accurate at time of going to print.

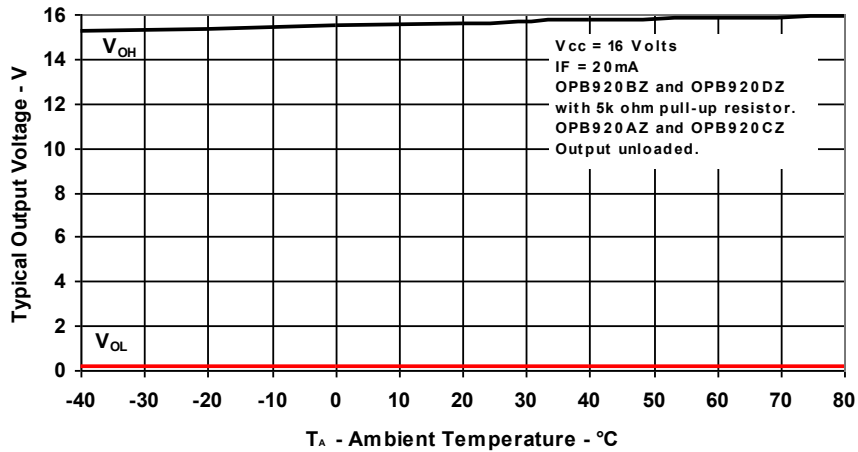
OPTEK Technology, Inc.  
1645 Wallace Drive, Carrollton, TX 75006 | Ph: +1 972 323 2200  
sensors@ttelelectronics.com | www.ttelelectronics.com

# Photologic® Slotted Optical Switch “Right Angle Package” Series

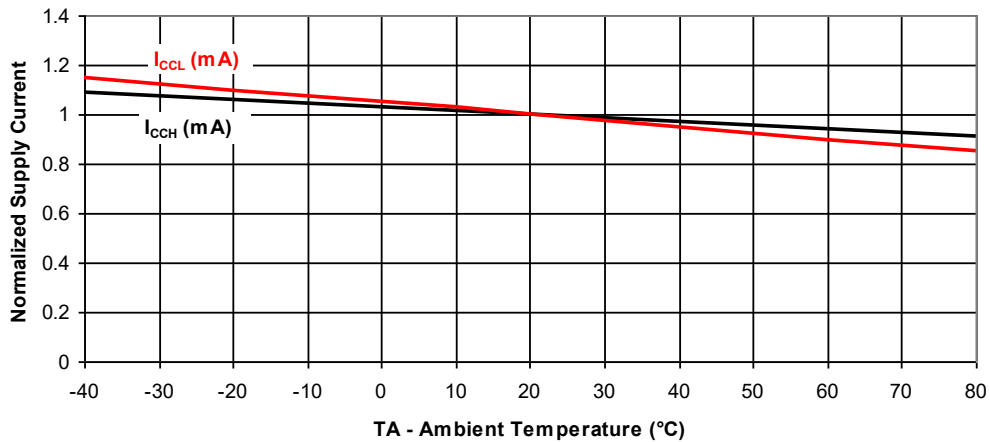


OPB920DZ

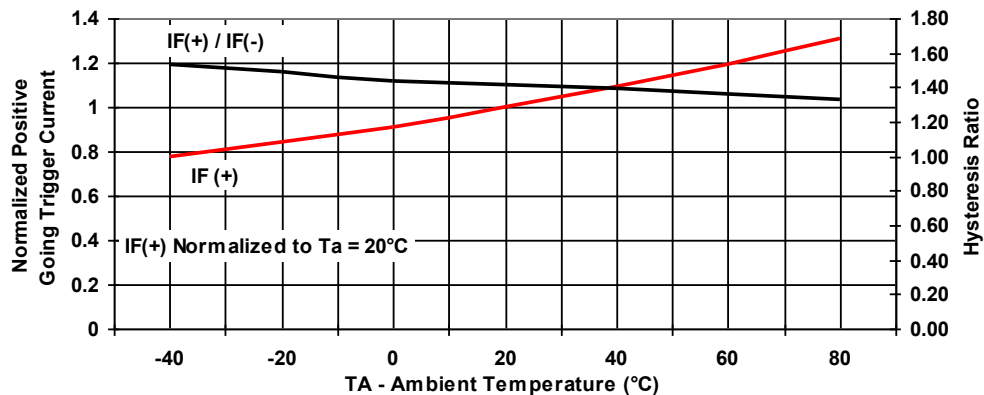
Typical Output Voltage Vs Ambient Temperature



Normalized Supply Current Vs Ambient Temperature



Normalized Positive Going Trigger Current and Hysteresis Vs Ambient Temperature



General Note  
 TT Electronics reserves the right to make changes in product specification without notice or liability. All information is subject to TT Electronics' own data and is considered accurate at time of going to print.

OPTEK Technology, Inc.  
 1645 Wallace Drive, Carrollton, TX 75006 | Ph: +1 972 323 2200  
 sensors@ttelelectronics.com | www.ttelelectronics.com

Компания «Океан Электроники» предлагает заключение долгосрочных отношений при поставках импортных электронных компонентов на взаимовыгодных условиях!

Наши преимущества:

- Поставка оригинальных импортных электронных компонентов напрямую с производств Америки, Европы и Азии, а так же с крупнейших складов мира;
- Широкая линейка поставок активных и пассивных импортных электронных компонентов (более 30 млн. наименований);
- Поставка сложных, дефицитных, либо снятых с производства позиций;
- Оперативные сроки поставки под заказ (от 5 рабочих дней);
- Экспресс доставка в любую точку России;
- Помощь Конструкторского Отдела и консультации квалифицированных инженеров;
- Техническая поддержка проекта, помощь в подборе аналогов, поставка прототипов;
- Поставка электронных компонентов под контролем ВП;
- Система менеджмента качества сертифицирована по Международному стандарту ISO 9001;
- При необходимости вся продукция военного и аэрокосмического назначения проходит испытания и сертификацию в лаборатории (по согласованию с заказчиком);
- Поставка специализированных компонентов военного и аэрокосмического уровня качества (Xilinx, Altera, Analog Devices, Intersil, Interpoint, Microsemi, Actel, Aeroflex, Peregrine, VPT, Syfer, Eurofarad, Texas Instruments, MS Kennedy, Miteq, Cobham, E2V, MA-COM, Hittite, Mini-Circuits, General Dynamics и др.);

Компания «Океан Электроники» является официальным дистрибьютором и эксклюзивным представителем в России одного из крупнейших производителей разъемов военного и аэрокосмического назначения «JONHON», а так же официальным дистрибьютором и эксклюзивным представителем в России производителя высокотехнологичных и надежных решений для передачи СВЧ сигналов «FORSTAR».



## JONHON

«JONHON» (основан в 1970 г.)

Разъемы специального, военного и аэрокосмического назначения:

(Применяются в военной, авиационной, аэрокосмической, морской, железнодорожной, горно- и нефтедобывающей отраслях промышленности)

«FORSTAR» (основан в 1998 г.)

ВЧ соединители, коаксиальные кабели, кабельные сборки и микроволновые компоненты:

(Применяются в телекоммуникациях гражданского и специального назначения, в средствах связи, РЛС, а так же военной, авиационной и аэрокосмической отраслях промышленности).



Телефон: 8 (812) 309-75-97 (многоканальный)

Факс: 8 (812) 320-03-32

Электронная почта: [ocean@oceanchips.ru](mailto:ocean@oceanchips.ru)

Web: <http://oceanchips.ru/>

Адрес: 198099, г. Санкт-Петербург, ул. Калинина, д. 2, корп. 4, лит. А