

Hermetically Sealed Threaded Case Filters

This series of filters features hermetic glass seals and high EMI filtering performance. They are excellent for critical applications that demand high reliability in the toughest environmental conditions and provide broadband high performance EMI filtering from 10 KHz to over 10 GHz.

Features

- Popular .375", .410" and .690" case diameters
- Voltage ratings from 50 VDC to 400 VDC/240 VAC, 400 Hz
- Filter configurations available: C, L, Pi, T and double T
- MIL-F-15733 and MIL-F-28861 QPL filters available



Low Pass Filters

Thread length: A - 0.187 (4.76) B - 0.312 (7.92)



Figure 1



Figure 2

Dimensions in inches (mm)

Note: ø .410 Max. for M28861 parts

Hermetically Sealed Threaded Case Filters

.375 ø C Circuit Standard

| Part Number | MIL No | See Pg. 84 for Fig. | Rated Voltage | | | | I Amp | Min Cap µF | DCR Max Ohms | Max L | | Thd Lgth | Minimum Insertion Loss (dB) | | | | | | |
|-----------------|--------|---------------------|---------------|----|-------|-----|-------|------------|--------------|-------|----------|----------|-----------------------------|---------|---------|-------|--------|---------|-------|
| | | | 85°C | | 125°C | | | | | In | (mm) | | 30 KHz | 150 KHz | 300 KHz | 1 MHz | 10 MHz | 100 MHz | 1 GHz |
| | | | DC | AC | DC | AC | | | | | | | | | | | | | |
| † 54-367-008 | — | 1 | 80 | — | 50 | — | 15 | 1.400 | 0.005 | 0.387 | (9.830) | A | 15 | 28 | 33 | 44 | 60 | 70 | 70 |
| 54-370-007 | — | 1 | 80 | — | 50 | — | 15 | 2.800 | 0.005 | 0.576 | (14.630) | A | 20 | 34 | 39 | 50 | 60 | 70 | 70 |
| 54-371-001 | — | 1 | 80 | — | 50 | — | 15 | 4.000 | 0.005 | 0.688 | (17.475) | A | 26 | 40 | 46 | 55 | 60 | 70 | 70 |
| 54-367-005 | — | 1 | 150 | — | 100 | — | 15 | 0.450 | 0.005 | 0.387 | (9.830) | A | 6 | 19 | 25 | 36 | 55 | 70 | 70 |
| † 9920-100-6002 | — | 1 | 200 | — | 150 | 125 | 15 | 0.150 | 0.005 | 0.387 | (9.830) | A | — | 6 | 15 | 26 | 42 | 55 | 70 |
| 54-367-007 | — | 1 | 250 | — | 200 | 125 | 15 | 0.015 | 0.005 | 0.387 | (9.830) | A | — | — | — | 6 | 25 | 45 | 50 |
| † 54-367-006 | — | 1 | 250 | — | 200 | 125 | 15 | 0.250 | 0.005 | 0.387 | (9.830) | A | — | 14 | 19 | 30 | 50 | 65 | 70 |
| 54-370-006 | — | 1 | 250 | — | 200 | 125 | 15 | 0.500 | 0.005 | 0.630 | (16.002) | A | 7 | 20 | 28 | 39 | 55 | 70 | 70 |
| 9923-100-6004 | — | 1 | 400 | — | 400 | 240 | 15 | 0.060 | 0.005 | 0.415 | (10.541) | A | — | 5 | 10 | 18 | 38 | 55 | 70 |

.375 ø C Circuit MIL Qualified (See MIL index on page 244-246 for complete MIL part number listing)

| Part Number | M15733 M28861 MIL No | See Pg. 84 for Fig. | Rated Voltage | | | | I Amp | Min Cap µF | DCR Max Ohms | Max L | | Thd Lgth | Minimum Insertion Loss (dB) | | | | | | |
|-------------|----------------------|---------------------|---------------|----|-------|-----|-------|------------|--------------|-------|----------|----------|-----------------------------|---------|---------|-------|--------|---------|-------|
| | | | 85°C | | 125°C | | | | | In | (mm) | | 30 KHz | 150 KHz | 300 KHz | 1 MHz | 10 MHz | 100 MHz | 1 GHz |
| | | | DC | AC | DC | AC | | | | | | | | | | | | | |
| 54-367-054 | 1-012 | 1 | — | — | 50 | — | 15 | 1.200 | 0.008 | 0.410 | (10.414) | B | 15 | 28 | 33 | 40 | 40 | 70 | 70 |
| 54-367-049 | 1-002 | 1 | — | — | 50 | — | 15 | 1.200 | 0.008 | 0.410 | (10.414) | A | 15 | 28 | 33 | 40 | 40 | 70 | 70 |
| 54-370-032 | 49-0008 | 1 | — | — | 50 | — | 15 | 2.100 | 0.010 | 0.576 | (14.630) | A | 20 | 33 | 40 | 50 | 65 | 70 | 70 |
| 54-367-055 | 1-014 | 1 | — | — | 70 | — | 15 | 0.700 | 0.008 | 0.410 | (10.414) | B | 10 | 24 | 30 | 40 | 40 | 64 | 70 |
| 54-370-030 | 34-0035 | 2 | — | — | 100 | — | 10 | 0.300 | 0.004 | 0.474 | (12.040) | A | 7 | 19 | 25 | 35 | 55 | 70 | 70 |
| 54-367-051 | 1-006 | 1 | — | — | 100 | — | 15 | 0.450 | 0.008 | 0.410 | (10.414) | A | 6 | 19 | 25 | 36 | 40 | 60 | 70 |
| 54-367-056 | 1-016 | 1 | — | — | 100 | — | 15 | 0.450 | 0.008 | 0.410 | (10.414) | B | 6 | 19 | 25 | 36 | 40 | 60 | 70 |
| 54-367-057 | 1-018 | 1 | — | — | 150 | — | 15 | 0.250 | 0.008 | 0.410 | (10.414) | B | — | 14 | 20 | 31 | 40 | 56 | 70 |
| 54-367-053 | 1-010 | 1 | — | — | 200 | 125 | 15 | 0.150 | 0.008 | 0.410 | (10.414) | A | — | 10 | 16 | 26 | 40 | 52 | 70 |
| 54-367-058 | 1-020 | 1 | — | — | 200 | 125 | 15 | 0.150 | 0.008 | 0.410 | (10.414) | B | — | 10 | 16 | 26 | 40 | 52 | 70 |
| 54-370-034 | 49-0010 | 1 | — | — | 330 | — | 15 | 0.062 | 0.004 | 0.680 | (17.272) | A | — | 2 | 7 | 17 | 37 | 55 | 70 |

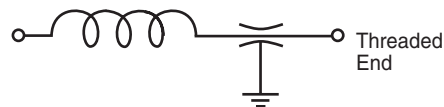
† Also available through Spectrum Control's authorized distributors.

Hermetically Sealed Threaded Case Filters

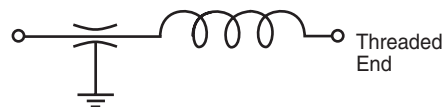
.375 ϕ L Circuit



L-C Filter LT



L-C Filter LB



.375 ϕ L Standard Low Profile

| Part Number | MIL No | Figure | Rated Voltage | | | | I Amp | Min Cap μ F | DCR Max Ohms | CKT | Max L In | Max L (mm) | Thd Lgth | Minimum Insertion Loss (dB) | | | | | | |
|-----------------|--------|------------|---------------|---------|----------|----------|-------|-----------------|--------------|-----|----------|------------|----------|-----------------------------|---------|---------|-------|--------|---------|-------|
| | | | 85°C DC | 85°C AC | 125°C DC | 125°C AC | | | | | | | | 30 KHz | 150 KHz | 300 KHz | 1 MHz | 10 MHz | 100 MHz | 1 GHz |
| † 9051-100-0000 | — | 1 | 80 | — | 50 | — | 15 | 1.200 | 0.005 | LB | 0.370 | (9.398) | A | 15 | 25 | 34 | 44 | 60 | 70 | 70 |
| † 51-359-001 € | — | 1 | 80 | — | 50 | — | 15 | 1.400 | 0.005 | LB | 0.370 | (9.398) | A | 15 | 28 | 33 | 44 | 60 | 70 | 70 |
| SCI-1021-000 | — | 2* | 80 | — | 50 | — | 15 | 1.400 | 0.003 | LB | 0.280 | (7.112) | A | 15 | 28 | 33 | 44 | 60 | 70 | 70 |
| † 9053-100-0001 | — | 1 | 80 | — | 50 | — | 15 | 1.400 | 0.005 | LB | 0.370 | (9.398) | A | 15 | 25 | 34 | 44 | 60 | 70 | 70 |
| † 51-717-001 € | — | 2* | 80 | — | 50 | — | 15 | 1.400 | 0.005 | LB | 0.325 | (8.255) | A | 15 | 28 | 33 | 44 | 60 | 70 | 70 |
| 51-344-006 | — | 4 | 80 | — | 50 | — | 15 | 1.400 | 0.005 | LB | 0.330 | (8.382) | A | 15 | 28 | 33 | 44 | 60 | 70 | 70 |
| † SCI-1020-000 | — | 1 | 80 | — | 50 | — | 15 | 1.400 | 0.003 | LB | 0.370 | (9.398) | A | 15 | 28 | 33 | 44 | 60 | 70 | 70 |
| SCI-1021-020 | — | 2 ϕ * | 80 | — | 50 | — | 15 | 1.400 | 0.003 | LB | 0.280 | (7.112) | B | 15 | 28 | 33 | 44 | 60 | 70 | 70 |
| † SCI-1020-020 | — | 1 | 80 | — | 50 | — | 15 | 1.400 | 0.003 | LB | 0.370 | (9.398) | B | 15 | 28 | 33 | 44 | 60 | 70 | 70 |
| SCI-1150-001 | — | 1 | 80 | — | 50 | — | 15 | 2.800 | 0.003 | LB | 0.450 | (11.430) | B | 20 | 34 | 40 | 49 | 60 | 70 | 70 |
| 9051-101-0018 | — | 5 | 80 | — | 50 | — | 25 | 1.400 | 0.001 | LB | 0.450 | (11.430) | A | 15 | 25 | 34 | 44 | 60 | 70 | 70 |
| † 9053-100-0008 | — | 1 | 100 | — | 70 | — | 15 | 0.700 | 0.005 | LB | 0.370 | (9.398) | A | 9 | 20 | 29 | 39 | 52 | 70 | 70 |

* Part is resin sealed, this is not a hermetic part.

† Also available through Spectrum Control's authorized distributors.

€ Also available through Spectrum Control's authorized European distributors/agents.

\diamond Note: 0.462" (11.73mm) length from mounting surface to end of lead — not 0.347" (8.8mm).

Hermetically Sealed Threaded Case Filters

L-C Filter LT



L-C Filter LB



.375 ø L Standard Low Profile *continued*

| Part Number | MIL No | See Pg. 86 for Fig | Rated Voltage | | | | I Amp | Min Cap µF | DCR Max Ohms | CKT | Max L | | Thd Lgth | Minimum Insertion Loss (dB) | | | | | | |
|----------------|--------|--------------------|---------------|-----|-------|-----|-------|------------|--------------|-----|-------|----------|----------|-----------------------------|---------|---------|-------|--------|---------|-------|
| | | | 85°C | | 125°C | | | | | | In | (mm) | | 30 KHz | 150 KHz | 300 KHz | 1 MHz | 10 MHz | 100 MHz | 1 GHz |
| | | | DC | AC | DC | AC | | | | | | | | | | | | | | |
| +9050-100-0008 | — | 2* | 100 | — | 70 | — | 15 | 0.750 | 0.005 | LB | 0.325 | (8.255) | A | 9 | 20 | 29 | 39 | 52 | 70 | 70 |
| +9053-100-0002 | — | 1 | 150 | — | 100 | — | 15 | 0.500 | 0.005 | LB | 0.370 | (9.398) | A | 4 | 12 | 21 | 31 | 48 | 70 | 70 |
| SCI-1250-001 | — | 1 | 150 | — | 100 | — | 15 | 0.500 | 0.003 | LB | 0.450 | (11.430) | B | 8 | 20 | 25 | 34 | 50 | 64 | 70 |
| €SCI-2150-000 | — | 1 | 150 | — | 100 | — | 15 | 1.000 | 0.003 | LB | 0.450 | (11.430) | A | 10 | 25 | 30 | 41 | 56 | 70 | 70 |
| SCI-2150-001 | — | 1 | 150 | — | 100 | — | 15 | 1.000 | 0.003 | LB | 0.450 | (11.430) | B | 10 | 25 | 30 | 41 | 56 | 70 | 70 |
| +51-717-007 | — | 2* | 250 | 125 | 200 | 125 | 15 | 0.015 | 0.005 | LB | 0.325 | (8.255) | A | — | — | — | 6 | 25 | 38 | 45 |
| +51-359-007 | — | 1 | 250 | 125 | 200 | 125 | 15 | 0.015 | 0.005 | LB | 0.370 | (9.398) | A | — | — | — | 6 | 25 | 38 | 50 |
| 9050-100-0011 | — | 2 | 350 | 125 | 300 | 125 | 15 | 0.150 | 0.008 | LB | 0.325 | (8.255) | A | — | 10 | 15 | 25 | 40 | 52 | 60 |
| €SCI-2350-000 | — | 1 | 300 | 125 | 300 | 125 | 15 | 0.250 | 0.003 | LB | 0.450 | (11.430) | A | 4 | 15 | 21 | 31 | 50 | 70 | 70 |
| SCI-2350-001 | — | 1 | 300 | 125 | 300 | 125 | 15 | 0.250 | 0.003 | LB | 0.450 | (11.430) | B | 4 | 15 | 21 | 31 | 50 | 70 | 70 |

* Part is resin sealed, this is not a hermetic part.

.375 ø L Circuit MIL Qualified Low Profile

(See MIL index on page 244-246 for complete MIL part number listing)

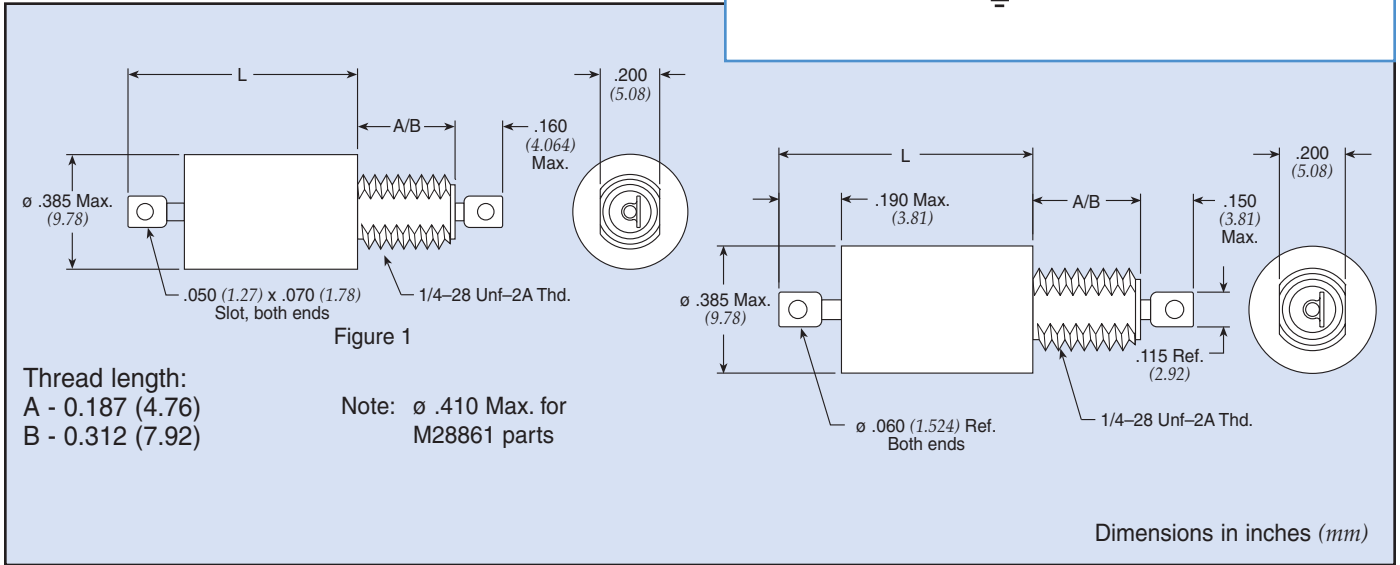
| Part Number | M15733 M28861 MIL No | See Pg. 86 for Fig | Rated Voltage | | | | I Amp | Min Cap µF | DCR Max Ohms | CKT | Max L | | Thd Lgth | Minimum Insertion Loss (dB) | | | | | | |
|-------------|----------------------|--------------------|---------------|----|-------|-----|-------|------------|--------------|-----|-------|----------|----------|-----------------------------|---------|---------|-------|--------|---------|-------|
| | | | 85°C | | 125°C | | | | | | In | (mm) | | 30 KHz | 150 KHz | 300 KHz | 1 MHz | 10 MHz | 100 MHz | 1 GHz |
| | | | DC | AC | DC | AC | | | | | | | | | | | | | | |
| +51-359-021 | 38-0004 | 1 | — | — | 50 | — | 10 | 1.400 | 0.008 | LB | 0.370 | (9.398) | A | 15 | 28 | 33 | 44 | 60 | 70 | 70 |
| +51-359-024 | 38-0005 | 1 | 80 | — | 50 | — | 10 | 1.400 | 0.008 | LB | 0.370 | (9.398) | A | 15 | 28 | 33 | 44 | 60 | 70 | 70 |
| +51-359-051 | 58-0001 | 1 | 80 | — | 50 | — | 10 | 1.400 | 0.008 | LB | 0.545 | (13.843) | A | 15 | 28 | 33 | 44 | 60 | 70 | 70 |
| 51-359-105 | 58-0004 | 1 | 80 | — | 50 | — | 10 | 1.400 | 0.008 | LT | 0.545 | (13.843) | B | 15 | 28 | 33 | 44 | 60 | 70 | 70 |
| +51-359-044 | 49-0006 | 1 | 100 | — | 50 | — | 15 | 1.200 | 0.010 | LB | 0.370 | (9.398) | A | 15 | 28 | 33 | 44 | 60 | 70 | 70 |
| +51-359-055 | 49-0007 | 3 | 100 | — | 50 | — | 15 | 1.200 | 0.010 | LB | 0.450 | (11.43) | A | 15 | 28 | 33 | 44 | 60 | 70 | 70 |
| 51-359-081 | 1-001 | 1 | — | — | 50 | — | 15 | 1.400 | 0.008 | LB | 0.410 | (10.414) | A | 15 | 28 | 33 | 40 | 40 | 70 | 70 |
| 51-359-086 | 1-011 | 1 | — | — | 50 | — | 15 | 1.400 | 0.008 | LB | 0.410 | (10.414) | B | 15 | 28 | 33 | 40 | 40 | 70 | 70 |
| +51-359-053 | 49-0001 | 4 | 100 | — | 50 | — | 15 | 0.680 | 0.010 | LB | 0.319 | (8.103) | A | 8 | 20 | 28 | 38 | 55 | 70 | 70 |
| 51-359-082 | 1-003 | 1 | — | — | 70 | — | 15 | 0.700 | 0.008 | LB | 0.410 | (10.414) | A | 10 | 24 | 30 | 40 | 40 | 64 | 70 |
| 51-359-083 | 1-005 | 1 | — | — | 100 | — | 15 | 0.450 | 0.008 | LB | 0.410 | (10.414) | A | 6 | 19 | 25 | 36 | 40 | 60 | 70 |
| 51-359-088 | 1-015 | 1 | — | — | 100 | — | 15 | 0.450 | 0.008 | LB | 0.410 | (10.414) | B | 6 | 19 | 25 | 36 | 40 | 60 | 70 |
| 51-359-084 | 1-007 | 1 | — | — | 150 | — | 15 | 0.250 | 0.008 | LB | 0.410 | (10.414) | A | — | 14 | 20 | 31 | 40 | 56 | 70 |
| 51-359-050 | 38-0008 | 1 | — | — | 200 | 125 | 15 | 0.030 | 0.008 | LB | 0.370 | (9.398) | A | — | — | — | 6 | 25 | 42 | 60 |
| 51-359-085 | 1-009 | 1 | — | — | 200 | 125 | 15 | 0.150 | 0.008 | LB | 0.410 | (10.414) | A | — | 10 | 16 | 26 | 40 | 52 | 70 |
| 51-359-090 | 1-019 | 1 | — | — | 200 | 125 | 15 | 0.150 | 0.008 | LB | 0.410 | (10.414) | B | — | 10 | 16 | 26 | 40 | 52 | 70 |

† Also available through Spectrum Control's authorized distributors.

€ Also available through Spectrum Control's authorized European distributors/agents.

Hermetically Sealed Threaded Case Filters

.375 ø L Circuit



L-C Filter LT



L-C Filter LB



.375 ø L Circuit Standard Product

| Part Number | MIL No | Figure | Rated Voltage | | | | I Amp | Min Cap µF | DCR Max Ohms | CKT | Max L In | L (mm) | Thd Lgth | Minimum Insertion Loss (dB) | | | | | | |
|----------------|--------|--------|---------------|---------|----------|----------|-------|------------|--------------|-----|----------|----------|----------|-----------------------------|---------|---------|-------|--------|---------|-------|
| | | | 85°C DC | 85°C AC | 125°C DC | 125°C AC | | | | | | | | 30 KHz | 150 KHz | 300 KHz | 1 MHz | 10 MHz | 100 MHz | 1 GHz |
| 51-353-007 | — | 1 | 80 | — | 50 | — | 0.06 | 1.400 | 70.000 | LB | 0.770 | (19.558) | A | 44 | 70 | 70 | 70 | 70 | 70 | 70 |
| 51-353-095 | — | 1 | 80 | — | 50 | — | 0.15 | 1.400 | 12.000 | LT | 0.960 | (24.384) | A | 21 | 52 | 64 | 70 | 70 | 70 | 70 |
| 51-353-003 | — | 1 | 80 | — | 50 | — | 0.45 | 1.400 | 1.200 | LB | 0.770 | (19.558) | A | 16 | 31 | 37 | 55 | 70 | 70 | 70 |
| 51-353-099 | — | 1 | 80 | — | 50 | — | 1.00 | 1.400 | 0.250 | LT | 0.770 | (19.558) | A | 16 | 33 | 44 | 70 | 70 | 70 | 70 |
| 51-353-100 | — | 1 | 80 | — | 50 | — | 5.00 | 1.400 | 0.015 | LT | 0.770 | (19.558) | A | 15 | 28 | 33 | 46 | 70 | 70 | 70 |
| †9200-300-0025 | — | 1 | 80 | — | 50 | — | 10.00 | 1.200 | 0.010 | LB | 0.450 | (11.430) | A | 15 | 28 | 33 | 44 | 60 | 70 | 70 |

† Also available through Spectrum Control's authorized distributors.

Hermetically Sealed Threaded Case Filters

L-C Filter LT



L-C Filter LB



.375 ø L Circuit Standard Product *continued*

| Part Number | MIL No | See Pg. 88 for Fig | Rated Voltage | | | | I Amp | Min Cap µF | DCR Max Ohms | CKT | Max L | | Thd Lgth | Minimum Insertion Loss (dB) | | | | | | |
|----------------|--------|--------------------|---------------|----|-------|-----|-------|------------|--------------|-----|-------|----------|----------|-----------------------------|---------|---------|-------|--------|---------|-------|
| | | | 85°C | | 125°C | | | | | | In | (mm) | | 30 KHz | 150 KHz | 300 KHz | 1 MHz | 10 MHz | 100 MHz | 1 GHz |
| | | | DC | AC | DC | AC | | | | | | | | | | | | | | |
| †9200-303-0095 | — | 1 | 80 | — | 50 | — | 10.00 | 1.200 | 0.010 | LB | 0.450 | (11.430) | B | 15 | 28 | 33 | 44 | 60 | 70 | 70 |
| 51-353-101 | — | 1 | 80 | — | 50 | — | 10.00 | 1.400 | 0.010 | LT | 0.450 | (11.430) | A | 14 | 28 | 33 | 44 | 60 | 70 | 70 |
| 51-353-109 | — | 1 | 80 | — | 50 | — | 10.00 | 1.400 | 0.010 | LT | 0.450 | (11.430) | B | 15 | 28 | 33 | 44 | 60 | 70 | 70 |
| 51-353-120 | — | 1 | 150 | — | 100 | — | 1.00 | 0.750 | 0.250 | LB | 0.758 | (19.253) | A | 9 | 27 | 36 | 57 | 70 | 70 | 70 |
| 9000-103-0019 | — | 1 | 150 | — | 100 | — | 5.00 | 0.450 | 0.015 | LT | 0.758 | (19.253) | B | 6 | 20 | 26 | 37 | 68 | 70 | 70 |
| SCI-2120-014 | — | 1 | 150 | — | 100 | — | 10.00 | 1.000 | 0.003 | LB | 0.450 | (11.430) | B | 14 | 28 | 34 | 44 | 52 | 70 | 70 |
| 51-353-110 | — | 1 | 250 | — | 200 | 125 | 1.00 | 0.250 | 0.250 | LT | 0.758 | (19.253) | A | — | 17 | 29 | 50 | 70 | 70 | 70 |
| †51-353-111 | — | 1 | 250 | — | 200 | 125 | 1.00 | 0.250 | 0.250 | LB | 0.758 | (19.253) | A | — | 17 | 29 | 50 | 70 | 70 | 70 |
| 51-353-112 | — | 1 | 250 | — | 200 | 125 | 3.00 | 0.250 | 0.050 | LT | 0.758 | (19.253) | A | — | 13 | 20 | 35 | 70 | 70 | 70 |
| †51-353-113 | — | 1 | 250 | — | 200 | 125 | 3.00 | 0.250 | 0.050 | LB | 0.758 | (19.253) | A | — | 13 | 20 | 35 | 70 | 70 | 70 |
| 51-353-114 | — | 1 | 250 | — | 200 | 125 | 5.00 | 0.250 | 0.015 | LT | 0.758 | (19.253) | A | — | 12 | 20 | 30 | 62 | 70 | 70 |
| 51-353-116 | — | 1 | 250 | — | 200 | 125 | 10.00 | 0.250 | 0.010 | LT | 0.450 | (11.430) | A | — | 15 | 20 | 30 | 50 | 70 | 70 |
| SCI-2320-010 | — | 1 | 300 | — | 300 | 125 | 0.50 | 0.150 | 1.000 | LB | 0.758 | (19.253) | B | — | 23 | 35 | 56 | 70 | 70 | 70 |
| SCI-2320-004 | — | 1 | 300 | — | 300 | 125 | 1.00 | 0.150 | 0.250 | LB | 0.758 | (19.253) | A | — | 10 | 21 | 41 | 70 | 70 | 70 |
| SCI-2320-005 | — | 1 | 300 | — | 300 | 125 | 2.00 | 0.150 | 0.063 | LB | 0.758 | (19.253) | A | — | 8 | 14 | 30 | 70 | 70 | 70 |
| SCI-2320-006 | — | 1 | 300 | — | 300 | 125 | 3.00 | 0.150 | 0.027 | LB | 0.758 | (19.253) | A | — | 8 | 14 | 26 | 64 | 70 | 70 |
| SCI-2320-007 | — | 1 | 300 | — | 300 | 125 | 10.00 | 0.150 | 0.003 | LB | 0.450 | (11.430) | A | — | 8 | 14 | 25 | 45 | 52 | 70 |
| SCI-2320-014 | — | 1 | 300 | — | 300 | 125 | 10.00 | 0.150 | 0.003 | LB | 0.450 | (11.430) | B | — | 8 | 14 | 25 | 45 | 52 | 70 |

Low Pass Filters

.375 ø L Circuit MIL Qualified Profile

(See MIL index on pages 244-246 for complete MIL part number listing)

| Part Number | M15733 MIL No | See Pg. 88 for Fig | Rated Voltage | | | | I Amp | Min Cap µF | DCR Max Ohms | CKT | Max L | | Thd Lgth | Minimum Insertion Loss (dB) | | | | | | |
|-------------|---------------|--------------------|---------------|----|-------|----|-------|------------|--------------|-----|-------|----------|----------|-----------------------------|---------|---------|-------|--------|---------|-------|
| | | | 85°C | | 125°C | | | | | | In | (mm) | | 30 KHz | 150 KHz | 300 KHz | 1 MHz | 10 MHz | 100 MHz | 1 GHz |
| | | | DC | AC | DC | AC | | | | | | | | | | | | | | |
| 51-390-018 | 23-0026 | 1 | — | — | 50 | — | 0.50 | 1.400 | 0.360 | LB | 0.630 | (16.002) | A | 12 | 36 | 48 | 69 | 70 | 70 | 70 |
| 51-390-026 | 23-0038 | 1 | — | — | 50 | — | 1.00 | 1.400 | 0.140 | LB | 0.630 | (16.002) | A | 11 | 26 | 36 | 55 | 70 | 70 | 70 |
| 51-390-034 | 23-0050 | 1 | — | — | 50 | — | 2.00 | 1.400 | 0.070 | LB | 0.630 | (16.002) | A | 10 | 24 | 32 | 48 | 70 | 70 | 70 |
| †51-353-067 | 24-0006 | 1 | 80 | — | 50 | — | 10.00 | 1.400 | 0.010 | LB | 0.760 | (19.304) | B | 15 | 28 | 31 | 42 | 56 | 70 | 70 |
| 51-353-207 | 34-0007 | 1 | — | — | 50 | — | 10.00 | 1.400 | 0.010 | LB | 0.760 | (19.304) | A | 15 | 28 | 31 | 42 | 56 | 70 | 70 |
| 51-444-072 | 58-0002 | 1 | 80 | — | 50 | — | 10.00 | 1.400 | 0.008 | LT | 0.545 | (13.843) | A | 15 | 28 | 33 | 44 | 60 | 70 | 70 |
| †51-353-066 | 24-0005 | 1 | 80 | — | 50 | — | 10.00 | 1.400 | 0.010 | LB | 0.760 | (19.304) | A | 15 | 28 | 31 | 42 | 56 | 70 | 70 |
| 51-353-287 | 39-0014 | 1 | — | — | 50 | — | 10.00 | 1.400 | 0.003 | LT | 0.760 | (19.304) | B | 14 | 28 | 34 | 44 | 52 | 70 | 70 |
| †51-444-060 | 24-0008 | 1 | 80 | — | 50 | — | 10.00 | 1.400 | 0.010 | LT | 0.740 | (18.796) | B | 15 | 28 | 31 | 42 | 56 | 70 | 70 |
| †51-343-028 | 38-0002 | 1 | — | — | 50 | — | 15.00 | 1.400 | 0.008 | LB | 0.481 | (12.217) | A | 15 | 28 | 33 | 44 | 64 | 70 | 70 |
| †51-343-034 | 38-0006 | 1 | — | — | 50 | — | 15.00 | 1.400 | 0.008 | LB | 0.481 | (12.217) | B | 15 | 28 | 33 | 44 | 64 | 70 | 70 |
| 51-353-053 | 25-0003 | 1 | — | — | 100 | — | 1.00 | 0.450 | 0.250 | LB | 0.738 | (18.745) | A | 6 | 23 | 34 | 55 | 70 | 70 | 70 |
| †51-353-054 | 25-0005 | 1 | — | — | 100 | — | 5.00 | 0.450 | 0.015 | LT | 0.758 | (19.253) | A | 6 | 17 | 23 | 35 | 69 | 70 | 70 |
| †51-353-055 | 25-0008 | 1 | — | — | 100 | — | 5.00 | 0.450 | 0.015 | LB | 0.738 | (18.745) | A | 6 | 17 | 23 | 35 | 69 | 70 | 70 |
| 51-353-155 | 39-0008 | 1 | — | — | 100 | — | 5.00 | 0.450 | 0.015 | LB | 0.760 | (19.304) | A | 6 | 20 | 26 | 35 | 60 | 60 | 70 |
| 51-444-039 | 25-0017 | 1 | — | — | 100 | — | 5.00 | 0.450 | 0.015 | LT | 0.758 | (19.253) | B | 6 | 17 | 23 | 35 | 69 | 70 | 70 |

† Also available through Spectrum Control's authorized distributors.

Hermetically Sealed Threaded Case Filters

L-C Filter LT



L-C Filter LB



.375 ø L Circuit MIL Qualified Profile *continued*

(See MIL index on pages 244-246 for complete MIL part number listing)

| Part Number | M15733 MIL No | See Pg. 88 for Fig | Rated Voltage | | | | I Amp | Min Cap μ F | DCR Max Ohms | CKT | Max L In (mm) | Thd Lgth | Minimum Insertion Loss (dB) | | | | | | | |
|--------------|---------------|--------------------|---------------|----|-------|-----|-------|-----------------|--------------|-----|----------------|----------|-----------------------------|---------|---------|-------|--------|---------|-------|--|
| | | | 85°C | | 125°C | | | | | | | | 30 KHz | 150 KHz | 300 KHz | 1 MHz | 10 MHz | 100 MHz | 1 GHz | |
| | | | DC | AC | DC | AC | | | | | | | | | | | | | | |
| 51-444-040 | 25-0020 | 1 | — | — | 100 | | 5.00 | 0.450 | 0.015 | LB | 0.738 (18.745) | B | 6 | 17 | 23 | 35 | 69 | 70 | 70 | |
| 51-353-156 | 39-0009 | 1 | — | — | 100 | | 10.00 | 0.450 | 0.003 | LT | 0.760 (19.304) | A | 6 | 20 | 26 | 35 | 56 | 60 | 70 | |
| 51-353-157 | 39-0010 | 1 | — | — | 100 | | 10.00 | 0.450 | 0.003 | LB | 0.760 (19.304) | A | 6 | 20 | 26 | 35 | 56 | 60 | 70 | |
| + 51-353-076 | 26-0001 | 1 | — | — | 150 | 125 | 1.00 | 0.250 | 0.250 | LT | 0.758 (19.253) | A | — | 13 | 24 | 45 | 80 | 70 | 70 | |
| + 51-353-077 | 26-0003 | 1 | — | — | 150 | 125 | 1.00 | 0.250 | 0.250 | LB | 0.738 (18.745) | A | — | 13 | 24 | 45 | 80 | 70 | 70 | |
| 51-444-043 | 26-0013 | 1 | — | — | 150 | 125 | 1.00 | 0.250 | 0.250 | LT | 0.758 (19.253) | B | — | 13 | 24 | 45 | 80 | 70 | 70 | |
| 51-444-044 | 26-0015 | 1 | — | — | 150 | 125 | 1.00 | 0.250 | 0.250 | LB | 0.738 (18.745) | B | — | 13 | 24 | 45 | 80 | 70 | 70 | |
| 51-390-040 | 23-0058 | 1 | — | — | 150 | | 2.00 | 0.250 | 0.070 | LT | 0.630 (16.002) | A | 3 | 15 | 23 | 38 | 60 | 70 | 60 | |
| 51-390-039 | 23-0057 | 1 | — | — | 150 | | 2.00 | 0.250 | 0.070 | LT | 0.630 (16.002) | B | 3 | 15 | 23 | 38 | 60 | 70 | 60 | |
| 51-444-005 | 34-0015 | 1 | — | — | 150 | 125 | 3.00 | 0.150 | 0.050 | LT | 0.758 (19.253) | B | — | 8 | 15 | 30 | 68 | 70 | 70 | |
| + 51-353-078 | 26-0004 | 1 | — | — | 150 | 125 | 3.00 | 0.250 | 0.050 | LT | 0.758 (19.253) | A | — | 8 | 15 | 30 | 68 | 70 | 70 | |
| + 51-353-079 | 26-0006 | 1 | — | — | 150 | 125 | 3.00 | 0.250 | 0.050 | LB | 0.738 (18.745) | A | — | 8 | 15 | 30 | 68 | 70 | 70 | |
| + 51-444-046 | 26-0018 | 1 | — | — | 150 | 125 | 3.00 | 0.250 | 0.050 | LB | 0.738 (18.745) | B | — | 8 | 15 | 30 | 68 | 70 | 70 | |
| 51-444-047 | 26-0019 | 1 | — | — | 150 | 125 | 5.00 | 0.250 | 0.015 | LT | 0.758 (19.253) | B | — | 8 | 14 | 25 | 58 | 70 | 70 | |
| + 51-353-080 | 26-0007 | 1 | — | — | 150 | 125 | 5.00 | 0.250 | 0.015 | LT | 0.758 (19.253) | A | — | 8 | 14 | 25 | 58 | 70 | 70 | |
| 51-353-081 | 26-0010 | 1 | — | — | 150 | 125 | 5.00 | 0.250 | 0.015 | LB | 0.738 (18.745) | A | — | 8 | 14 | 25 | 58 | 70 | 70 | |
| 51-444-027 | 34-0030 | 1 | — | — | 200 | 125 | 5.00 | 0.250 | 0.150 | LB | 0.900 (22.860) | A | 2 | 15 | 21 | 32 | 60 | 70 | 70 | |
| 51-444-117 | 54-0018 | 2 | — | — | 300 | 125 | 1.00 | 0.150 | 0.250 | LB | 0.740 (18.796) | A | — | 10 | 21 | 41 | 70 | 70 | 70 | |

† Also available through Spectrum Control's authorized distributors.

Hermetically Sealed Threaded Case Filters



.375 ø Pi Circuit



.375 ø Pi Circuit Standard Product

| Part Number | MIL No | Figure | Rated Voltage | | | | I Amp | Min Cap µF | DCR Max Ohms | Max L | | Thd Lgth | Minimum Insertion Loss (dB) | | | | | | |
|----------------|--------|--------|---------------|-----|-------|-----|-------|------------|--------------|-------|----------|----------|-----------------------------|---------|---------|-------|--------|---------|-------|
| | | | 85°C | | 125°C | | | | | In | (mm) | | 30 KHz | 150 KHz | 300 KHz | 1 MHz | 10 MHz | 100 MHz | 1 GHz |
| SCI-2030-010 | — | 2 | 80 | — | 50 | — | 0.50 | 1.500 | 1.000 | 0.758 | (19.253) | B | 24 | 66 | 70 | 70 | 70 | 70 | |
| SCI-2030-004 | — | 2 | 80 | — | 50 | — | 1.00 | 1.500 | 0.250 | 0.758 | (19.253) | A | 15 | 54 | 70 | 70 | 70 | 70 | |
| SCI-2030-005 | — | 2 | 80 | — | 50 | — | 2.00 | 1.500 | 0.063 | 0.758 | (19.253) | A | — | 45 | 62 | 70 | 70 | 70 | |
| SCI-2030-006 | — | 2 | 80 | — | 50 | — | 3.00 | 1.500 | 0.027 | 0.758 | (19.253) | A | — | 35 | 55 | 70 | 70 | 70 | |
| SCI-2030-013 | — | 2 | 80 | — | 50 | — | 3.00 | 1.500 | 0.027 | 0.758 | (19.253) | B | — | 35 | 55 | 70 | 70 | 70 | |
| †9001-100-1080 | — | 1 | 80 | — | 50 | — | 5.00 | 2.800 | 0.015 | 0.758 | (19.253) | A | — | 18 | 60 | 70 | 70 | 70 | |
| †9001-100-1081 | — | 1 | 80 | — | 50 | — | 10.0 | 2.800 | 0.005 | 0.758 | (19.253) | A | 21 | 32 | 40 | 35 | 68 | 70 | 70 |
| SCI-2130-009 | — | 1 | 150 | — | 100 | — | 0.25 | 1.000 | 4.000 | 0.758 | (19.253) | B | 28 | 70 | 70 | 70 | 70 | 70 | 70 |
| 51-311-319 | — | 1 | 150 | — | 100 | — | 0.50 | 1.000 | 0.600 | 0.758 | (19.253) | A | — | 51 | 69 | 70 | 70 | 70 | 70 |
| †9001-100-1010 | — | 1 | 150 | — | 100 | — | 0.50 | 1.000 | 0.600 | 0.758 | (19.253) | A | 6 | 39 | 68 | 70 | 70 | 70 | 70 |
| 51-311-320 | — | 1 | 150 | — | 100 | — | 1.00 | 1.000 | 0.250 | 0.758 | (19.253) | A | — | 41 | 60 | 70 | 70 | 70 | 70 |
| †9001-100-1013 | — | 1 | 150 | — | 100 | — | 1.00 | 1.000 | 0.250 | 0.758 | (19.253) | A | — | 28 | 59 | 70 | 70 | 70 | 70 |
| 51-311-321 | — | 1 | 150 | — | 100 | — | 3.00 | 1.000 | 0.060 | 0.758 | (19.253) | A | — | 16 | 41 | 70 | 70 | 70 | 70 |
| †51-311-322 | — | 1 | 150 | — | 100 | — | 5.00 | 1.000 | 0.015 | 0.758 | (19.253) | A | — | — | 28 | 65 | 70 | 70 | 70 |
| SCI-2130-007 | — | 1 | 150 | — | 100 | — | 10.0 | 1.000 | 0.003 | 0.758 | (19.253) | A | 9 | 24 | 29 | 40 | 70 | 70 | 70 |
| SCI-2130-014 | — | 1 | 150 | — | 100 | — | 10.0 | 1.000 | 0.005 | 0.758 | (19.253) | B | 9 | 24 | 29 | 40 | 70 | 70 | 70 |
| 51-311-316 | — | 1 | 250 | 125 | 200 | 125 | 1.00 | 0.300 | 0.250 | 0.758 | (19.253) | A | — | 20 | 40 | 70 | 70 | 70 | 70 |
| 51-311-317 | — | 1 | 250 | 125 | 200 | 125 | 3.00 | 0.300 | 0.050 | 0.758 | (19.253) | A | — | — | 20 | 55 | 70 | 70 | 70 |
| †9001-100-1025 | — | 1 | 250 | 125 | 200 | 125 | 5.00 | 0.300 | 0.015 | 0.758 | (19.253) | A | — | — | 12 | 50 | 70 | 70 | 80 |
| SCI-2330-009 | — | 1 | 300 | 125 | 300 | 125 | 0.25 | 0.300 | 4.000 | 0.758 | (19.253) | B | 8 | 50 | 66 | 70 | 70 | 70 | 70 |
| SCI-2330-010 | — | 1 | 300 | 125 | 300 | 125 | 0.50 | 0.300 | 1.000 | 0.758 | (19.253) | B | — | 40 | 56 | 70 | 70 | 70 | 70 |
| SCI-2330-012 | — | 1 | 300 | 125 | 300 | 125 | 2.00 | 0.300 | 0.063 | 0.758 | (19.253) | B | — | 18 | 33 | 63 | 70 | 70 | 70 |
| SCI-2330-007 | — | 1 | 300 | 125 | 300 | 125 | 10.0 | 0.300 | 0.003 | 0.758 | (19.253) | A | — | 14 | 20 | 30 | 70 | 70 | 70 |

† Also available through Spectrum Control's authorized distributors.

Hermetically Sealed Threaded Case Filters

.375 ø Pi Circuit MIL Qualified Product

(See MIL index on pages 244-246 for complete MIL part number listing)

| Part Number | M15733 MIL No | See Pg. 91 for Fig. | Rated Voltage | | | | I Amp | Min Cap µF | DCR Max Ohms | Max L | | Thd Lgth | Minimum Insertion Loss (dB) | | | | | | |
|--------------|---------------|---------------------|---------------|----|-------|-----|-------|------------|--------------|-------|----------|----------|-----------------------------|---------|---------|-------|--------|---------|-------|
| | | | 85°C | | 125°C | | | | | In | (mm) | | 30 KHz | 150 KHz | 300 KHz | 1 MHz | 10 MHz | 100 MHz | 1 GHz |
| | | | DC | AC | DC | AC | | | | | | | | | | | | | |
| 51-390-305 | 23-0017 | 1 | — | — | 50 | — | 0.30 | 2.800 | 0.770 | 0.730 | (18.542) | B | 29 | 73 | 80 | 80 | 80 | 80 | |
| 51-390-314 | 23-0042 | 1 | — | — | 50 | — | 1.00 | 2.800 | 0.140 | 0.730 | (18.542) | A | 8 | 52 | 71 | 80 | 80 | 80 | 80 |
| † 51-390-318 | 23-0054 | 1 | — | — | 50 | — | 2.00 | 1.500 | 0.070 | 0.730 | (18.542) | A | — | 46 | 65 | 80 | 80 | 80 | 80 |
| † 51-390-317 | 23-0053 | 1 | — | — | 50 | — | 2.00 | 1.500 | 0.070 | 0.730 | (18.542) | B | — | 46 | 65 | 80 | 80 | 80 | 80 |
| 51-311-311 | 25-0010 | 1 | — | — | 100 | — | 0.25 | 0.900 | 1.500 | 0.793 | (20.142) | A | — | 48 | 66 | 80 | 80 | 80 | 70 |
| † 51-311-308 | 25-0002 | 1 | — | — | 100 | — | 1.00 | 0.500 | 0.250 | 0.793 | (20.142) | A | — | 33 | 52 | 80 | 80 | 80 | 70 |
| † 51-311-309 | 25-0004 | 1 | — | — | 100 | — | 3.00 | 0.660 | 0.050 | 0.793 | (20.142) | A | — | 17 | 34 | 68 | 80 | 80 | 70 |
| † 51-311-310 | 25-0006 | 1 | — | — | 100 | — | 5.00 | 0.900 | 0.015 | 0.793 | (20.142) | A | — | — | 17 | 57 | 80 | 80 | 70 |
| 51-353-344 | 39-0011 | 1 | — | — | 100 | — | 10.0 | 0.990 | 0.003 | 0.760 | (19.304) | A | 9 | 24 | 29 | 40 | 70 | 70 | 70 |
| 51-353-345 | 39-0012 | 1 | — | — | 100 | — | 10.0 | 0.990 | 0.003 | 0.760 | (19.304) | A | 9 | 24 | 29 | 40 | 70 | 70 | 70 |
| † 51-311-314 | 26-0011 | 1 | — | — | 150 | 125 | 0.25 | 0.300 | 1.500 | 0.793 | (20.142) | A | — | 29 | 47 | 70 | 80 | 80 | 70 |
| 51-390-312 | 23-0036 | 1 | — | — | 150 | — | 0.50 | 0.500 | 0.360 | 0.730 | (18.542) | A | — | 48 | 66 | 70 | 70 | 70 | 70 |
| 51-390-311 | 23-0035 | 1 | — | — | 150 | — | 0.50 | 0.500 | 0.360 | 0.730 | (18.542) | B | — | 48 | 66 | 70 | 70 | 70 | 70 |
| † 51-353-336 | 26-0002 | 1 | — | — | 150 | 125 | 1.00 | 0.300 | 0.250 | 0.793 | (20.142) | A | — | 11 | 32 | 63 | 80 | 80 | 70 |
| 51-390-315 | 23-0047 | 1 | — | — | 150 | — | 1.00 | 0.500 | 0.140 | 0.730 | (18.542) | B | — | 32 | 51 | 70 | 70 | 70 | 70 |
| 51-311-312 | 26-0005 | 1 | — | — | 150 | 125 | 3.00 | 0.300 | 0.050 | 0.793 | (20.142) | A | — | 5 | 6 | 47 | 80 | 80 | 70 |
| 51-311-408 | 54-0005 | 2 | — | — | 300 | 115 | 1.00 | 0.300 | 0.250 | 0.761 | (19.329) | A | — | 23 | 43 | 70 | 70 | 70 | 70 |

† Also available through Spectrum Control's authorized distributors.

Transient Suppression Pi Filters

| Part Number | See Pg. 91 for Fig. | Rated Volt. VDC | I Amp | Min Cap µF | DCR Min Mohms | Max RDC Ohms | Transient Suppressor* | | | | Length | | Max Thd Lgth | Minimum Insertion Loss (dB) | | | | | | |
|-------------|---------------------|-----------------|-------|------------|---------------|--------------|-----------------------|-----------|----------|----------|--------|----------|--------------|-----------------------------|---------|-------|--------|---------|-------|--|
| | | | | | | | VR* (VDC) | BV* (VDC) | IT* (MA) | IPP* (A) | In | (mm) | | 30 KHz | 300 KHz | 1 MHz | 10 MHz | 100 MHz | 1 GHz | |
| | | | | | | | | | | | | | | | | | | | | |
| 51-570-300 | 1 | 5 | 0.50 | 1.400 | 0.500 | 0.600 | 6.5 | 7.22/7.98 | 10 | 44.7 | 1.179 | (29.947) | A | 23 | 57 | 70 | 70 | 70 | 70 | |
| 51-570-301 | 1 | 5 | 1.00 | 1.400 | 0.500 | 0.350 | 6.5 | 7.22/7.98 | 10 | 44.7 | 1.179 | (29.947) | A | 3 | 47 | 70 | 70 | 70 | 70 | |
| 51-570-302 | 1 | 5 | 3.00 | 1.400 | 0.500 | 0.060 | 6.5 | 7.22/7.98 | 10 | 44.7 | 1.179 | (29.947) | A | — | 23 | 58 | 70 | 70 | 70 | |
| 51-570-303 | 1 | 5 | 5.00 | 1.400 | 0.500 | 0.015 | 6.5 | 7.22/7.98 | 10 | 44.7 | 1.179 | (29.947) | A | — | 17 | 48 | 70 | 70 | 70 | |
| 51-570-304 | 1 | 5 | 10.00 | 1.400 | 0.500 | 0.005 | 6.5 | 7.22/7.98 | 10 | 44.7 | 1.179 | (29.947) | A | 16 | 26 | 35 | 40 | 60 | 70 | |
| 51-570-310 | 1 | 28 | 0.50 | 1.400 | 30.000 | 0.600 | 33.0 | 36.7/40.6 | 1 | 9.4 | 1.179 | (29.947) | A | 23 | 57 | 70 | 70 | 70 | 70 | |
| 51-570-311 | 1 | 28 | 1.00 | 1.400 | 30.000 | 0.350 | 33.0 | 36.7/40.6 | 1 | 9.4 | 1.179 | (29.947) | A | 3 | 47 | 70 | 70 | 70 | 70 | |
| 51-570-312 | 1 | 28 | 3.00 | 1.400 | 30.000 | 0.060 | 33.0 | 36.7/40.6 | 1 | 9.4 | 1.179 | (29.947) | A | — | 23 | 58 | 70 | 70 | 70 | |
| 51-570-313 | 1 | 28 | 5.00 | 1.400 | 30.000 | 0.015 | 33.0 | 36.7/40.6 | 1 | 9.4 | 1.179 | (29.947) | A | — | 17 | 48 | 70 | 70 | 70 | |
| 51-570-314 | 1 | 28 | 10.00 | 1.400 | 30.000 | 0.005 | 33.0 | 36.7/40.6 | 1 | 9.4 | 1.179 | (29.947) | A | 16 | 26 | 35 | 40 | 60 | 70 | |
| 51-570-320 | 1 | 50 | 0.50 | 1.400 | 50.000 | 0.600 | 58.0 | 64.4/71.2 | 1 | 5.3 | 1.179 | (29.947) | A | 23 | 57 | 70 | 70 | 70 | 70 | |
| 51-570-321 | 1 | 50 | 1.00 | 1.400 | 50.000 | 0.350 | 58.0 | 64.4/71.2 | 1 | 5.3 | 1.179 | (29.947) | A | 3 | 47 | 70 | 70 | 70 | 70 | |
| 51-570-322 | 1 | 50 | 3.00 | 1.400 | 50.000 | 0.060 | 58.0 | 64.4/71.2 | 1 | 5.3 | 1.179 | (29.947) | A | — | 23 | 58 | 70 | 70 | 70 | |
| 51-570-323 | 1 | 50 | 5.00 | 1.400 | 50.000 | 0.015 | 58.0 | 64.4/71.2 | 1 | 5.3 | 1.179 | (29.947) | A | — | 17 | 48 | 70 | 70 | 70 | |
| 51-570-324 | 1 | 50 | 10.00 | 1.400 | 50.000 | 0.005 | 58.0 | 64.4/71.2 | 1 | 5.3 | 1.179 | (29.947) | A | 16 | 26 | 35 | 40 | 60 | 70 | |

* Transient Suppression definitions and ratings

VR = Reverse standoff voltage
BV = Breakdown voltage

IPP = Max. peak pulse current
IT = Test current

Hermetically Sealed Threaded Case Filters



.375 ø T Circuit

Thread length: A - 0.187 (4.76) B - 0.312 (7.92)



Figure 1

Note: Max. O.D. is ø .416" for Military QPL Filters.

Dimensions in inches (mm)

.375 ø T Circuit Standard Product

| Part Number | MIL No | Figure | Rated Voltage | | | | I Amp | Min Cap µF | DCR Max Ohms | Max L | | Thd Lgth | Minimum Insertion Loss (dB) | | | | | | |
|-----------------|--------|--------|---------------|---|-------|-----|-------|------------|--------------|-------|----------|----------|-----------------------------|---------|---------|-------|--------|---------|-------|
| | | | 85°C | | 125°C | | | | | In | (mm) | | 30 KHz | 150 KHz | 300 KHz | 1 MHz | 10 MHz | 100 MHz | 1 GHz |
| SCI-2040-012 | — | 1 | 80 | — | 50 | — | 2.00 | 1.400 | 0.126 | 1.071 | (27.203) | B | 8 | 22 | 30 | 55 | 70 | 70 | 70 |
| SCI-2040-013 | — | 1 | 80 | — | 50 | — | 3.00 | 1.400 | 0.054 | 1.071 | (27.203) | B | 8 | 22 | 28 | 43 | 70 | 70 | 70 |
| † 9004-100-2017 | — | 1 | 80 | — | 50 | — | 15.0 | 1.400 | 0.005 | 1.179 | (29.947) | A | 17 | 27 | 34 | 44 | 60 | 70 | 70 |
| SCI-2140-004 | — | 1 | 150 | — | 100 | — | 1.00 | 0.500 | 0.500 | 1.070 | (27.178) | A | 4 | 25 | 40 | 70 | 70 | 70 | 70 |
| SCI-2140-006 | — | 1 | 150 | — | 100 | — | 3.00 | 0.500 | 0.054 | 1.071 | (27.203) | A | 4 | 19 | 24 | 39 | 70 | 70 | 70 |
| SCI-2140-007 | — | 1 | 150 | — | 100 | — | 10.0 | 0.500 | 0.010 | 1.071 | (27.203) | A | 4 | 19 | 24 | 34 | 57 | 70 | 70 |
| SCI-2340-009 | — | 1 | 300 | — | 300 | 125 | 0.25 | 0.150 | 8.000 | 1.071 | (27.203) | B | 11 | 57 | 70 | 70 | 70 | 70 | 70 |
| SCI-2340-004 | — | 1 | 300 | — | 300 | 125 | 1.00 | 0.150 | 0.500 | 1.071 | (27.203) | A | — | 13 | 29 | 59 | 70 | 70 | 70 |
| SCI-2340-013 | — | 1 | 300 | — | 300 | 125 | 3.00 | 0.150 | 0.054 | 1.071 | (27.203) | B | — | 8 | 14 | 29 | 70 | 70 | 70 |
| SCI-2340-014 | — | 1 | 300 | — | 300 | 125 | 10.0 | 0.150 | 0.010 | 1.071 | (27.203) | B | — | 8 | 14 | 24 | 47 | 70 | 70 |

† Also available through Spectrum Control's authorized distributors.

(See MIL index on page 244-246 for complete MIL part number listing)

.375 ø T Circuit MIL Qualified Product

| Part Number | M15733 MIL No | Figure | Rated Voltage | | | | I Amp | Min Cap µF | DCR Max Ohms | Max L | | Thd Lgth | Minimum Insertion Loss (dB) | | | | | | |
|--------------|---------------|--------|---------------|---|-------|-----|-------|------------|--------------|-------|----------|----------|-----------------------------|---------|---------|-------|--------|---------|-------|
| | | | 85°C | | 125°C | | | | | In | (mm) | | 30 KHz | 150 KHz | 300 KHz | 1 MHz | 10 MHz | 100 MHz | 1 GHz |
| 51-382-609 | 25-0024 | 1 | — | — | 100 | — | 2.00 | 0.750 | 0.100 | 1.179 | (29.947) | B | 10 | 22 | 31 | 55 | 80 | 70 | 70 |
| 51-382-603 | 25-0007 | 1 | — | — | 100 | — | 4.00 | 0.750 | 0.063 | 1.345 | (34.163) | A | 10 | 22 | 28 | 43 | 80 | 70 | 70 |
| † 51-351-604 | 26-0012 | 1 | — | — | 150 | 125 | 2.00 | 0.250 | 0.100 | 1.179 | (29.947) | A | — | 13 | 21 | 43 | 80 | 70 | 70 |
| 51-351-603 | 26-0008 | 1 | — | — | 150 | 125 | 4.00 | 0.250 | 0.063 | 1.345 | (34.163) | A | — | 11 | 18 | 33 | 80 | 70 | 70 |

† Also available through Spectrum Control's authorized distributors.

Hermetically Sealed Threaded Case Filters

.375 ø TT Circuit Standard Product

| Part Number | MIL No | See Pg. 93 for Fig. | Rated Voltage | | | | I Amp | Min Cap μ F | DCR Max Ohms | Max L | | Thd Lgth | Minimum Insertion Loss (dB) | | | | | | |
|--------------|--------|---------------------|---------------|----|-------|-----|-------|-----------------|--------------|-------|----------|----------|-----------------------------|---------|---------|-------|--------|---------|-------|
| | | | 85°C | | 125°C | | | | | In | (mm) | | 30 KHz | 150 KHz | 300 KHz | 1 MHz | 10 MHz | 100 MHz | 1 GHz |
| | | | DC | AC | DC | AC | | | | | | | | | | | | | |
| SCI-2060-009 | — | 1 | — | — | 50 | — | 0.25 | 1.500 | 12.000 | 1.241 | (31.521) | B | 70 | 70 | 70 | 70 | 70 | 70 | 70 |
| SCI-2060-013 | — | 1 | — | — | 50 | — | 3.00 | 1.500 | 0.081 | 1.241 | (31.521) | B | — | 33 | 54 | 70 | 70 | 70 | 70 |
| SCI-2060-007 | — | 1 | — | — | 50 | — | 10.0 | 1.500 | 0.006 | 1.241 | (31.521) | A | 15 | 29 | 35 | 42 | 55 | 70 | 70 |
| SCI-2060-014 | — | 1 | — | — | 50 | — | 10.0 | 1.500 | 0.006 | 1.241 | (31.521) | B | 15 | 29 | 35 | 42 | 55 | 70 | 70 |
| SCI-2160-011 | — | 1 | — | — | 100 | — | 1.00 | 1.500 | 0.750 | 1.241 | (31.521) | B | 12 | 52 | 70 | 70 | 70 | 70 | 70 |
| SCI-2160-012 | — | 1 | — | — | 100 | — | 2.00 | 1.500 | 0.189 | 1.241 | (31.521) | B | — | 33 | 56 | 70 | 70 | 70 | 70 |
| SCI-2160-013 | — | 1 | — | — | 100 | — | 3.00 | 1.500 | 0.081 | 1.241 | (31.521) | B | — | 24 | 54 | 70 | 70 | 70 | 70 |
| SCI-2160-014 | — | 1 | — | — | 100 | — | 10.0 | 1.400 | 0.006 | 1.241 | (31.521) | B | 12 | 25 | 32 | 42 | 55 | 70 | 70 |
| SCI-2360-011 | — | 1 | — | — | 300 | 125 | 1.00 | 0.500 | 0.750 | 1.241 | (31.521) | B | — | 48 | 70 | 70 | 70 | 70 | 70 |
| SCI-2360-006 | — | 1 | — | — | 300 | 125 | 3.00 | 0.500 | 0.080 | 1.241 | (31.521) | A | — | 12 | 38 | 70 | 70 | 70 | 70 |
| SCI-2360-007 | — | 1 | — | — | 300 | 125 | 10.0 | 0.500 | 0.006 | 1.241 | (31.521) | A | 5 | 18 | 24 | 34 | 55 | 70 | 70 |
| SCI-2360-014 | — | 1 | — | — | 300 | 125 | 10.0 | 0.500 | 0.006 | 1.241 | (31.521) | B | 5 | 18 | 24 | 34 | 55 | 70 | 70 |

Hermetically Sealed Threaded Case Filters



.690 ø C Circuit



.690 ø C Circuit Standard Product

| Part Number | MIL No | Figure | Rated Voltage | | | | I Amp | Min Cap µF | DCR Max Ohms | Max L | | Minimum Insertion Loss (dB) | | | | | | |
|----------------|--------|--------|---------------|-----|-------|-----|-------|------------|--------------|-------|----------|-----------------------------|---------|---------|-------|--------|---------|-------|
| | | | 85°C | | 125°C | | | | | In | (mm) | 30 KHz | 150 KHz | 300 KHz | 1 MHz | 10 MHz | 100 MHz | 1 GHz |
| †9932-100-6004 | — | 1 | 200 | — | 150 | 125 | 15 | 2.600 | 0.005 | 0.702 | (17.831) | 10 | 29 | 39 | 50 | 60 | 70 | 70 |
| 54-310-001 | — | 1 | 300 | — | 300 | 125 | 15 | 0.500 | 0.005 | 0.560 | (14.224) | 6 | 19 | 25 | 36 | 50 | 70 | 70 |
| 54-310-005 | — | 2 | 250 | — | 200 | 125 | 25 | 0.500 | 0.005 | 0.750 | (19.050) | 6 | 19 | 25 | 36 | 50 | 70 | 70 |
| 54-310-009 | — | 1 | 450 | 240 | 400 | 240 | 15 | 0.250 | 0.005 | 0.560 | (14.224) | — | 14 | 19 | 30 | 45 | 60 | 70 |
| †9932-100-6005 | — | 1 | 450 | 240 | 400 | 240 | 15 | 0.250 | 0.005 | 0.560 | (14.224) | — | 14 | 19 | 30 | 50 | 70 | 70 |

.690 ø C Circuit MIL Qualified Product

| Part Number | M15733 MIL No | Figure | Rated Voltage | | | | I Amp | Min Cap µF | DCR Max Ohms | Max L | | Minimum Insertion Loss (dB) | | | | | | |
|-------------|---------------|--------|---------------|---|-------|-----|-------|------------|--------------|-------|----------|-----------------------------|---------|---------|-------|--------|---------|-------|
| | | | 85°C | | 125°C | | | | | In | (mm) | 30 KHz | 150 KHz | 300 KHz | 1 MHz | 10 MHz | 100 MHz | 1 GHz |
| 54-310-039 | 34-0037 | 1 | — | — | 275 | 125 | 15 | 0.200 | 0.005 | 0.575 | (14.605) | 5 | 15 | 21 | 31 | 51 | 70 | 70 |

.690 ø C Circuit DSCC 84084 Product

| Part Number | 84084 No | Figure | Rated Voltage | | | | I Amp | Min Cap µF | DCR Max Ohms | Max L | | Minimum Insertion Loss (dB) | | | | | | |
|-------------|----------|--------|---------------|---|-------|-----|-------|------------|--------------|-------|----------|-----------------------------|---------|---------|-------|--------|---------|-------|
| | | | 85°C | | 125°C | | | | | In | (mm) | 30 KHz | 150 KHz | 300 KHz | 1 MHz | 10 MHz | 100 MHz | 1 GHz |
| 54-310-042 | -001 | 1 | — | — | 400 | 230 | 15 | 0.150 | 0.005 | 0.700 | (17.780) | — | 10 | 16 | 26 | 40 | 52 | 70 |

† Also available through Spectrum Control's authorized distributors.

Hermetically Sealed Threaded Case Filters



.690 ø L Circuit



Low Pass Filters

.690 ø L Circuit Standard Product

| Part Number | MIL No | Figure | Rated Voltage | | | | I Amp | Min Cap µF | DCR Max Ohms | CKT | Max L | | Minimum Insertion Loss (dB) | | | | | | |
|---------------|--------|--------|---------------|-----|-------|-----|-------|------------|--------------|-----|----------------|--------|-----------------------------|---------|---------|-------|--------|---------|-------|
| | | | 85°C | | 125°C | | | | | | In | L (mm) | 30 KHz | 150 KHz | 300 KHz | 1 MHz | 10 MHz | 100 MHz | 1 GHz |
| | | | DC | AC | DC | AC | | | | | | | | | | | | | |
| 9010-100-0049 | — | 1 | 150 | — | 100 | — | 10.0 | 1.400 | 0.005 | LT | 0.905 (22.987) | 16 | 24 | 34 | 44 | 60 | 70 | 70 | |
| SCI-6120-008 | — | 1 | 150 | — | 100 | — | 10.0 | 2.600 | 0.006 | LB | 0.959 (24.359) | 18 | 32 | 39 | 49 | 70 | 70 | 70 | |
| SCI-6120-009 | — | 1 | 150 | — | 100 | — | 20.0 | 2.600 | 0.001 | LB | 0.905 (22.987) | 18 | 32 | 39 | 49 | 60 | 70 | 70 | |
| 51-320-041 | — | 1 | 250 | — | 200 | 125 | 10.0 | 0.500 | 0.008 | LT | 0.905 (22.987) | 5 | 19 | 25 | 35 | 50 | 70 | 70 | |
| 51-320-024 | — | 1 | 450 | 240 | 400 | 240 | 1.00 | 0.360 | 0.210 | LT | 0.905 (22.987) | 5 | 30 | 38 | 60 | 70 | 70 | 70 | |
| 51-320-100 | — | 1 | 450 | 240 | 400 | 240 | 1.00 | 0.250 | 0.210 | LT | 0.905 (22.987) | — | 21 | 33 | 55 | 70 | 70 | 70 | |
| † 51-320-026 | — | 1 | 450 | 240 | 400 | 240 | 3.00 | 0.360 | 0.030 | LT | 0.905 (22.987) | 5 | 19 | 25 | 45 | 70 | 70 | 70 | |
| 51-320-103 | — | 1 | 450 | 240 | 400 | 240 | 5.00 | 0.360 | 0.010 | LB | 0.905 (22.987) | — | 12 | 18 | 30 | 60 | 70 | 70 | |
| 51-322-007 | — | 1 | 450 | 240 | 400 | 240 | 15.0 | 0.360 | 0.007 | LB | 0.650 (16.510) | 5 | 19 | 25 | 35 | 48 | 62 | 70 | |
| 51-322-015 | — | 2 | 450 | 240 | 400 | 240 | 25.0 | 0.360 | 0.007 | LT | 0.750 (19.050) | 5 | 17 | 23 | 34 | 48 | 62 | 70 | |
| 51-322-036 | — | 2 | 450 | 240 | 400 | 240 | 25.0 | 0.250 | 0.007 | LB | 0.750 (19.050) | — | 10 | 16 | 29 | 45 | 60 | 70 | |
| 9010-100-0054 | — | 1 | 450 | 240 | 300 | 240 | 1.00 | 0.150 | 0.250 | LT | 0.905 (22.987) | — | 14 | 32 | 52 | 70 | 70 | 70 | |
| SCI-6320-004 | — | 1 | 300 | — | 300 | 125 | 1.00 | 0.400 | 0.300 | LB | 0.959 (24.359) | 6 | 24 | 35 | 56 | 70 | 70 | 70 | |

† Also available through Spectrum Control's authorized distributors.

Hermetically Sealed Threaded Case Filters

L-C Filter LT



L-C Filter LB



(See MIL index on page 244-246 for complete MIL part number listing)

.690 ø L Circuit MIL Qualified Product

| Part Number | M15733 MIL No | See Pg. 96 for Fig. | Rated Voltage | | | | I Amp | Min Cap μ F | DCR Max Ohms | CKT | Max L In | Max L (mm) | Minimum Insertion Loss (dB) | | | | | | | |
|--------------|---------------|---------------------|---------------|----|-------|-----|-------|-----------------|--------------|-----|----------|------------|-----------------------------|---------|---------|-------|--------|---------|-------|--|
| | | | 85°C | | 125°C | | | | | | | | 30 KHz | 150 KHz | 300 KHz | 1 MHz | 10 MHz | 100 MHz | 1 GHz | |
| | | | DC | AC | DC | AC | | | | | | | | | | | | | | |
| † 51-320-015 | 27-0005 | 1 | — | — | 200 | 125 | 3.00 | 0.250 | 0.033 | LT | 0.900 | (22.860) | — | 14 | 21 | 39 | 80 | 70 | 70 | |
| 51-320-017 | 27-0008 | 1 | — | — | 200 | 125 | 5.00 | 0.250 | 0.016 | LT | 0.900 | (22.860) | — | 13 | 19 | 32 | 69 | 70 | 70 | |
| 51-320-018 | 27-0009 | 1 | — | — | 200 | 125 | 5.00 | 0.250 | 0.016 | LB | 0.900 | (22.860) | — | 13 | 19 | 32 | 69 | 70 | 70 | |
| 51-323-003 | 27-0011 | 1 | — | — | 200 | 125 | 10.0 | 0.250 | 0.005 | LT | 1.031 | (26.187) | — | 13 | 19 | 30 | 61 | 70 | 70 | |
| 51-323-004 | 27-0012 | 1 | — | — | 200 | 125 | 10.0 | 0.250 | 0.005 | LB | 1.031 | (26.187) | — | 13 | 19 | 30 | 61 | 70 | 70 | |
| † 51-322-009 | 27-0014 | 2 | — | — | 200 | 125 | 15.0 | 0.250 | 0.007 | LT | 1.763 | (44.780) | — | 19 | 25 | 36 | 60 | 70 | 70 | |
| 51-322-017 | 34-0002 | 2 | — | — | 200 | 125 | 20.0 | 0.360 | 0.050 | LB | 1.763 | (44.780) | — | 19 | 25 | 35 | 57 | 70 | 70 | |

.690 ø L Circuit DSCC 84084 Product

| Part Number | 84084 No | See Pg. 96 for Fig. | Rated Voltage | | | | I Amp | Min Cap μ F | DCR Max Ohms | CKT | Max L In | Max L (mm) | Minimum Insertion Loss (dB) | | | | | | | |
|-------------|----------|---------------------|---------------|----|-------|-----|-------|-----------------|--------------|-----|----------|------------|-----------------------------|---------|---------|-------|--------|---------|-------|--|
| | | | 85°C | | 125°C | | | | | | | | 30 KHz | 150 KHz | 300 KHz | 1 MHz | 10 MHz | 100 MHz | 1 GHz | |
| | | | DC | AC | DC | AC | | | | | | | | | | | | | | |
| 51-320-162 | -004 | 1 | — | — | 400 | 230 | 1.00 | 0.150 | 0.150 | LT | 0.905 | (22.987) | — | 19 | 30 | 46 | 60 | 70 | 70 | |
| 51-320-163 | -005 | 1 | — | — | 400 | 230 | 1.00 | 0.150 | 0.150 | LB | 0.905 | (22.987) | — | 19 | 30 | 46 | 60 | 70 | 70 | |
| 51-320-164 | -006 | 1 | — | — | 400 | 230 | 3.00 | 0.150 | 0.026 | LT | 0.905 | (22.987) | — | 11 | 19 | 36 | 60 | 70 | 70 | |
| 51-320-165 | -007 | 1 | — | — | 400 | 230 | 3.00 | 0.150 | 0.026 | LB | 0.905 | (22.987) | — | 11 | 19 | 36 | 60 | 70 | 70 | |
| 51-320-166 | -008 | 1 | — | — | 400 | 230 | 5.00 | 0.150 | 0.013 | LT | 0.905 | (22.987) | — | 10 | 16 | 28 | 54 | 70 | 70 | |
| 51-320-167 | -009 | 1 | — | — | 400 | 230 | 5.00 | 0.150 | 0.013 | LB | 0.905 | (22.987) | — | 10 | 16 | 28 | 54 | 70 | 70 | |
| 51-320-168 | -010 | 1 | — | — | 400 | 230 | 10.0 | 0.150 | 0.008 | LT | 0.905 | (22.987) | — | 10 | 16 | 25 | 48 | 70 | 70 | |
| 51-320-169 | -011 | 1 | — | — | 400 | 230 | 10.0 | 0.150 | 0.008 | LB | 0.905 | (22.987) | — | 10 | 16 | 25 | 48 | 70 | 70 | |

† Also available through Spectrum Control's authorized distributors.

Hermetically Sealed Threaded Case Filters

.690 ø Pi Circuit



Low Pass Filters

.690 ø Pi Circuit Standard Product

| Part Number | MIL No | Figure | Rated Voltage | | | | I Amp | Min Cap μ F | DCR Max Ohms | Max L (mm) | | Minimum Insertion Loss (dB) | | | | | | |
|--------------|--------|--------|---------------|-----|-------|------|-------|-----------------|--------------|------------|----------|-----------------------------|---------|---------|-------|--------|---------|-------|
| | | | 85°C | | 125°C | | | | | | | 30 KHz | 150 KHz | 300 KHz | 1 MHz | 10 MHz | 100 MHz | 1 GHz |
| | | | DC | AC | DC | AC | | | | | | In | | | | | | |
| 51-321-322 | — | 1 | 150 | — | 100 | — | 1.00 | 2.800 | 0.210 | 1.195 | (30.353) | 35 | 69 | 70 | 70 | 70 | 70 | 70 |
| SCI-6130-009 | — | 1 | 150 | — | 100 | — | 20.0 | 5.200 | 0.001 | 1.195 | (30.353) | 23 | 31 | 35 | 35 | 70 | 70 | 70 |
| 51-321-317 | — | 1 | 450 | 240 | 400 | *240 | 1.00 | 0.720 | 0.400 | 1.195 | (30.353) | — | 53 | 70 | 70 | 70 | 70 | 70 |
| †51-321-318 | — | 1 | 450 | 240 | 400 | *240 | 3.00 | 0.720 | 0.030 | 1.195 | (30.353) | — | 31 | 51 | 70 | 70 | 70 | 70 |
| †51-321-319 | — | 1 | 450 | 240 | 400 | *240 | 5.00 | 0.720 | 0.020 | 1.195 | (30.353) | — | 11 | 30 | 65 | 70 | 70 | 70 |

* 0-60 Hz

(See MIL index on page 244-246 for complete MIL part number listing)

.690 ø Pi Circuit MIL Qualified Product

| Part Number | M15733 MIL No | Figure | Rated Voltage | | | | I Amp | Min Cap μ F | DCR Max Ohms | Max L (mm) | | Minimum Insertion Loss (dB) | | | | | | |
|-------------|---------------|--------|---------------|----|-------|-----|-------|-----------------|--------------|------------|----------|-----------------------------|---------|---------|-------|--------|---------|-------|
| | | | 85°C | | 125°C | | | | | | | 30 KHz | 150 KHz | 300 KHz | 1 MHz | 10 MHz | 100 MHz | 1 GHz |
| | | | DC | AC | DC | AC | | | | | | In | | | | | | |
| 51-321-312 | 27-0004 | 1 | — | — | 200 | 125 | 1.00 | 0.500 | 0.250 | 1.195 | (30.353) | — | 47 | 65 | 80 | 80 | 70 | 70 |
| 51-323-313 | 27-0003 | 1 | — | — | 200 | 125 | 1.00 | 0.500 | 0.270 | 1.031 | (26.187) | — | 43 | 61 | 80 | 80 | 70 | 70 |
| 51-321-313 | 27-0010 | 1 | — | — | 200 | 125 | 5.00 | 0.500 | 0.024 | 1.195 | (30.353) | — | 10 | 28 | 64 | 80 | 70 | 70 |
| †51-321-314 | 27-0013 | 1 | — | — | 200 | 125 | 10.0 | 0.500 | 0.008 | 1.195 | (30.353) | — | 16 | 18 | 48 | 80 | 70 | 70 |
| 51-321-329 | 34-0005 | 1 | — | — | 200 | 125 | 10.0 | 0.500 | 0.075 | 1.195 | (30.353) | — | 16 | 18 | 48 | 80 | 70 | 70 |

.690 ø Pi Circuit DSCC 84084 Product

| Part Number | 84084 No | Figure | Rated Voltage | | | | I Amp | Min Cap μ F | DCR Max Ohms | Max L (mm) | | Minimum Insertion Loss (dB) | | | | | | |
|-------------|----------|--------|---------------|----|-------|-----|-------|-----------------|--------------|------------|----------|-----------------------------|---------|---------|-------|--------|---------|-------|
| | | | 85°C | | 125°C | | | | | | | 30 KHz | 150 KHz | 300 KHz | 1 MHz | 10 MHz | 100 MHz | 1 GHz |
| | | | DC | AC | DC | AC | | | | | | In | | | | | | |
| 51-321-398 | -013 | 2 | — | — | 400 | 230 | 1.00 | 0.200 | 0.150 | 1.200 | (30.480) | — | 27 | 46 | 74 | 80 | 80 | 80 |
| 51-321-399 | -014 | 2 | — | — | 400 | 230 | 3.00 | 0.200 | 0.026 | 1.200 | (30.480) | — | — | 30 | 60 | 80 | 80 | 80 |
| 51-321-400 | -015 | 2 | — | — | 400 | 230 | 5.00 | 0.200 | 0.013 | 1.200 | (30.480) | — | — | 12 | 50 | 80 | 80 | 80 |
| 51-321-401 | -016 | 2 | — | — | 400 | 230 | 10.0 | 0.200 | 0.008 | 1.200 | (30.480) | — | — | — | 30 | 80 | 80 | 80 |

† Also available through Spectrum Control's authorized distributors.

Hermetically Sealed Threaded Case Filters

.690 ø T Circuit



Low Pass Filters

.690 ø T Circuit Standard Product

| Part Number | MIL No | Figure | Rated Voltage | | | | I Amp | Min Cap μ F | DCR Max Ohms | Max L (mm) | | Minimum Insertion Loss (dB) | | | | | | |
|--------------|--------|--------|---------------|-----|-------|-----|-------|-----------------|--------------|------------|----------|-----------------------------|---------|---------|-------|--------|---------|-------|
| | | | 85°C | | 125°C | | | | | | | 30 KHz | 150 KHz | 300 KHz | 1 MHz | 10 MHz | 100 MHz | 1 GHz |
| | | | DC | AC | DC | AC | | | | | | In | | | | | | |
| SCI-6140-004 | — | 1 | 150 | — | 100 | — | 1.00 | 2.600 | 0.600 | 1.195 | (30.353) | 23 | 54 | 70 | 70 | 70 | 70 | 70 |
| SCI-6140-006 | — | 1 | 150 | — | 100 | — | 3.00 | 2.600 | 0.100 | 1.195 | (30.353) | 21 | 35 | 46 | 70 | 70 | 70 | 70 |
| SCI-6140-007 | — | 1 | 150 | — | 100 | — | 5.00 | 2.600 | 0.060 | 1.195 | (30.353) | 21 | 34 | 41 | 58 | 70 | 70 | 70 |
| SCI-6140-009 | — | 1 | 150 | — | 100 | — | 20.0 | 2.600 | 0.002 | 1.195 | (30.353) | 21 | 35 | 41 | 50 | 60 | 70 | 70 |
| 51-321-649 | — | 1 | 250 | 125 | 200 | 125 | 2.00 | 0.360 | 0.090 | 1.195 | (30.353) | — | 24 | 38 | 65 | 70 | 70 | 70 |
| † 51-321-610 | — | 1 | 450 | 240 | 400 | 240 | 1.00 | 0.360 | 0.600 | 1.195 | (30.353) | 7 | 43 | 60 | 70 | 70 | 70 | 70 |

.690 ø T Circuit MIL Qualified Product

(See MIL index on pages 244-246 for complete MIL part number listing)

| Part Number | M15733 MIL No | Figure | Rated Voltage | | | | I Amp | Min Cap μ F | DCR Max Ohms | Max L (mm) | | Minimum Insertion Loss (dB) | | | | | | |
|-------------|---------------|--------|---------------|----|-------|-----|-------|-----------------|--------------|------------|----------|-----------------------------|---------|---------|-------|--------|---------|-------|
| | | | 85°C | | 125°C | | | | | | | 30 KHz | 150 KHz | 300 KHz | 1 MHz | 10 MHz | 100 MHz | 1 GHz |
| | | | DC | AC | DC | AC | | | | | | In | | | | | | |
| 51-321-607 | 27-0017 | 1 | — | — | 200 | 125 | 1.50 | 0.250 | 0.133 | 1.195 | (30.353) | — | 19 | 32 | 62 | 70 | 70 | 70 |
| 51-321-608 | 27-0018 | 1 | — | — | 200 | 125 | 4.00 | 0.250 | 0.025 | 1.195 | (30.353) | — | 14 | 21 | 36 | 70 | 70 | 70 |
| 51-321-670 | 54-0017 | 2 | — | — | 300 | 115 | 10.0 | 0.500 | 0.006 | 1.177 | (29.896) | 5 | 20 | 23 | 35 | 60 | 70 | 60 |

† Also available through Spectrum Control's authorized distributors.

Компания «Океан Электроники» предлагает заключение долгосрочных отношений при поставках импортных электронных компонентов на взаимовыгодных условиях!

Наши преимущества:

- Поставка оригинальных импортных электронных компонентов напрямую с производств Америки, Европы и Азии, а так же с крупнейших складов мира;
- Широкая линейка поставок активных и пассивных импортных электронных компонентов (более 30 млн. наименований);
- Поставка сложных, дефицитных, либо снятых с производства позиций;
- Оперативные сроки поставки под заказ (от 5 рабочих дней);
- Экспресс доставка в любую точку России;
- Помощь Конструкторского Отдела и консультации квалифицированных инженеров;
- Техническая поддержка проекта, помощь в подборе аналогов, поставка прототипов;
- Поставка электронных компонентов под контролем ВП;
- Система менеджмента качества сертифицирована по Международному стандарту ISO 9001;
- При необходимости вся продукция военного и аэрокосмического назначения проходит испытания и сертификацию в лаборатории (по согласованию с заказчиком);
- Поставка специализированных компонентов военного и аэрокосмического уровня качества (Xilinx, Altera, Analog Devices, Intersil, Interpoint, Microsemi, Actel, Aeroflex, Peregrine, VPT, Syfer, Eurofarad, Texas Instruments, MS Kennedy, Miteq, Cobham, E2V, MA-COM, Hittite, Mini-Circuits, General Dynamics и др.);

Компания «Океан Электроники» является официальным дистрибьютором и эксклюзивным представителем в России одного из крупнейших производителей разъемов военного и аэрокосмического назначения «JONHON», а так же официальным дистрибьютором и эксклюзивным представителем в России производителя высокотехнологичных и надежных решений для передачи СВЧ сигналов «FORSTAR».



JONHON

«JONHON» (основан в 1970 г.)

Разъемы специального, военного и аэрокосмического назначения:

(Применяются в военной, авиационной, аэрокосмической, морской, железнодорожной, горно- и нефтедобывающей отраслях промышленности)

«FORSTAR» (основан в 1998 г.)

ВЧ соединители, коаксиальные кабели, кабельные сборки и микроволновые компоненты:

(Применяются в телекоммуникациях гражданского и специального назначения, в средствах связи, РЛС, а так же военной, авиационной и аэрокосмической отраслях промышленности).



Телефон: 8 (812) 309-75-97 (многоканальный)

Факс: 8 (812) 320-03-32

Электронная почта: ocean@oceanchips.ru

Web: <http://oceanchips.ru/>

Адрес: 198099, г. Санкт-Петербург, ул. Калинина, д. 2, корп. 4, лит. А