

Specification

Patent Pending

Part No.	:	SWDP.2458.15.4.A.02
Product Name	:	5dBi 15mm Embedded 2.4/5.8GHz Dual-Band Wi-Fi Ceramic Patch Antenna
Feature	:	15mm*15mm*4mm 2400MHz to 2500MHz 5150MHz to 5850Mhz SMD Mount Lightweight and Robust Supports IEEE 802.11 Dual-Band Wi-Fi systems Dual Linear Polarization for Higher Isolation Tuned for 70x70mm Ground Plane Automotive IATF16949 Production and Quality Approved RoHS compliant



1. Introduction

This revolutionary patent pending 5dBi, high efficiency, embedded ceramic patch antenna is designed for professional Wi-Fi dual-band IEEE 802.11 applications. This antenna is the smallest, highest gain off the shelf WiFi dual-band patch solution in the market today, enabling vastly improved coverage for applications in small devices where a directional antenna is applicable, where options until now have been limited to low gain chip antennas.

The SWDP.15's high gain and high efficiency performance is the perfect solution for directional dual-band Wi-Fi applications, which need long range, but require small compact embedded antennas. The much higher gain and efficiency of the SWDP.15 over smaller, less efficient, more omni-directional chip antennas (these typically have no more than 2dBi gain, 30% efficiencies) means it can deliver much longer range over a wide sector. At only 3.5 grams, it is lightweight yet robust. SMD mounting allows for high volume manufacturing applications.

Typical applications include:

- Access Points
- Tablets
- High definition, high throughput video streaming routers
- High data MIMO bandwidth routers
- Automotive
- Home and industrial in-wall Wi-Fi automation
- Drones/Quad-copters
- UAV
- Long range Wi-Fi remote control applications

The WDP patch antenna has two distinct linear polarizations on the 2.4 and 5.8GHz bands, increasing isolation between bands, thus reducing interference from neighbouring transmitters.

Custom tuning may be necessary on different ground-planes and in individual device environments. Custom tuned versions for different ground-planes and housing environments can be designed and supplied subject to NRE and a minimum order quantity. Contact your regional Taoglas office for support to integrate and test this antenna performance in your device.

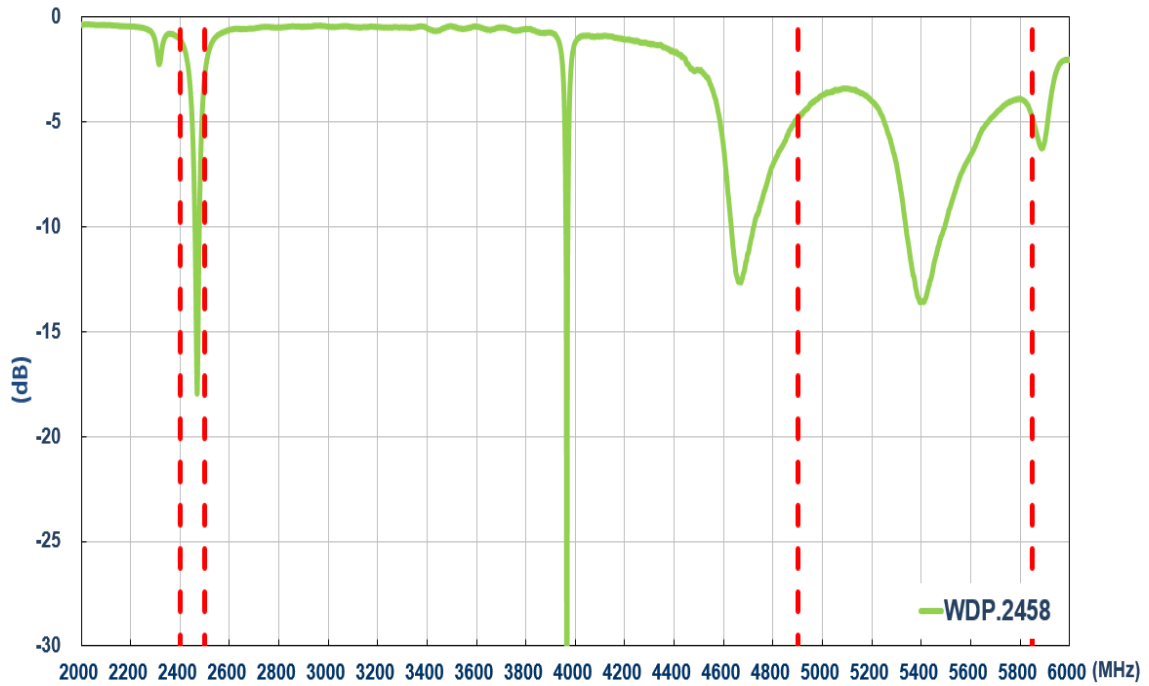
2. Specification

Electrical			
Frequency	2400~2500MHz	4900~5500MHz	5500~5850MHz
Efficiency (%)	48.45	44.95	42.64
Average Gain(dBi)	-3.15	-3.47	-3.70
Peak Gain(dBi)	5.70	5.29	4.03
Impedance	50Ω		
Polarization	Linear		
Input Power	10W		
Mechanical			
Dimensions	15x15x4 mm		
Weight	3.5g		
Environmental			
Operating and Storage Temperature Range	-40°C to 85°C		
Humidity	Non-condensing 65°C 95% RH		

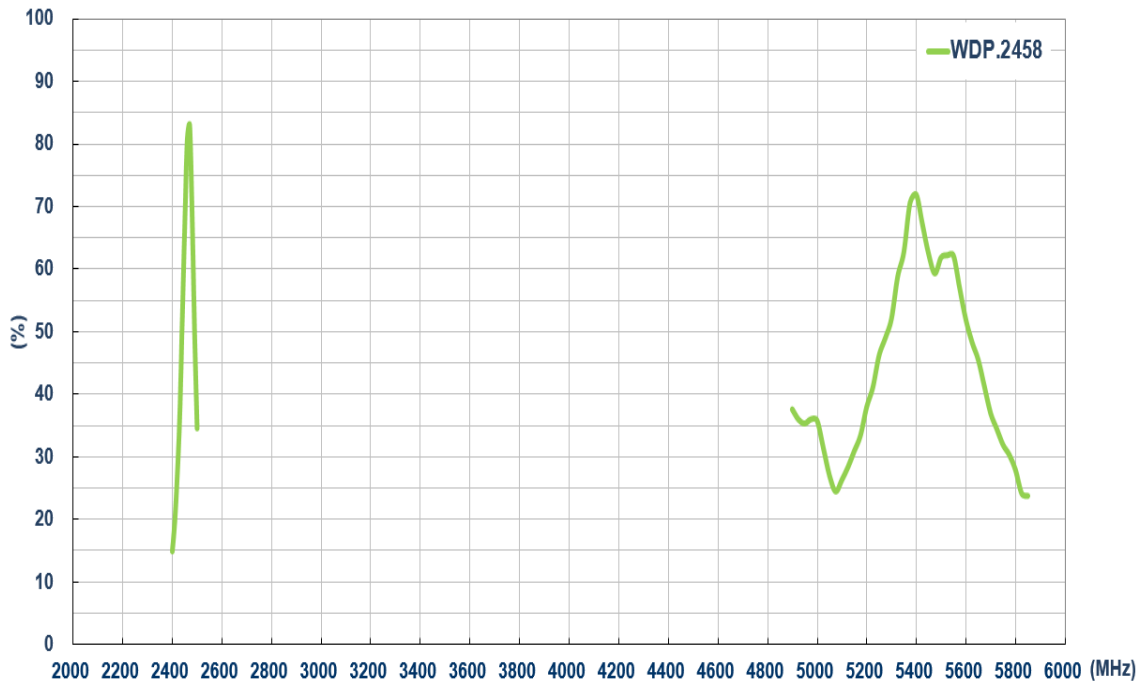
*All tests done on a 70*70mm ground plane

3. Antenna Characteristics

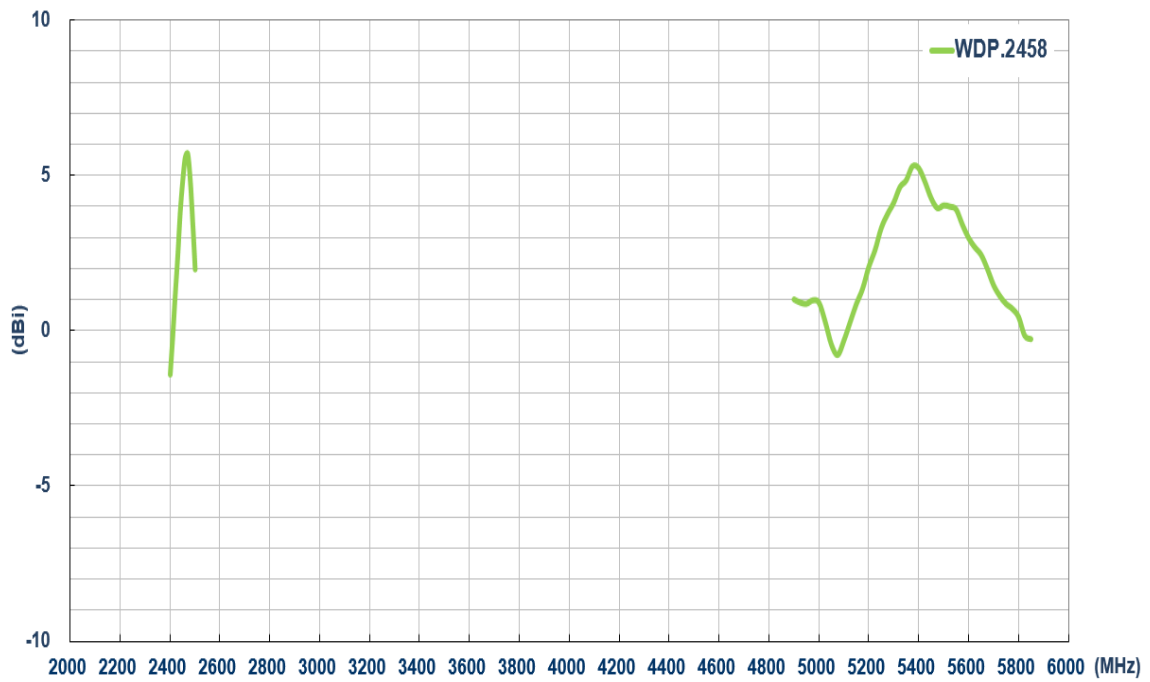
3.1 Return Loss



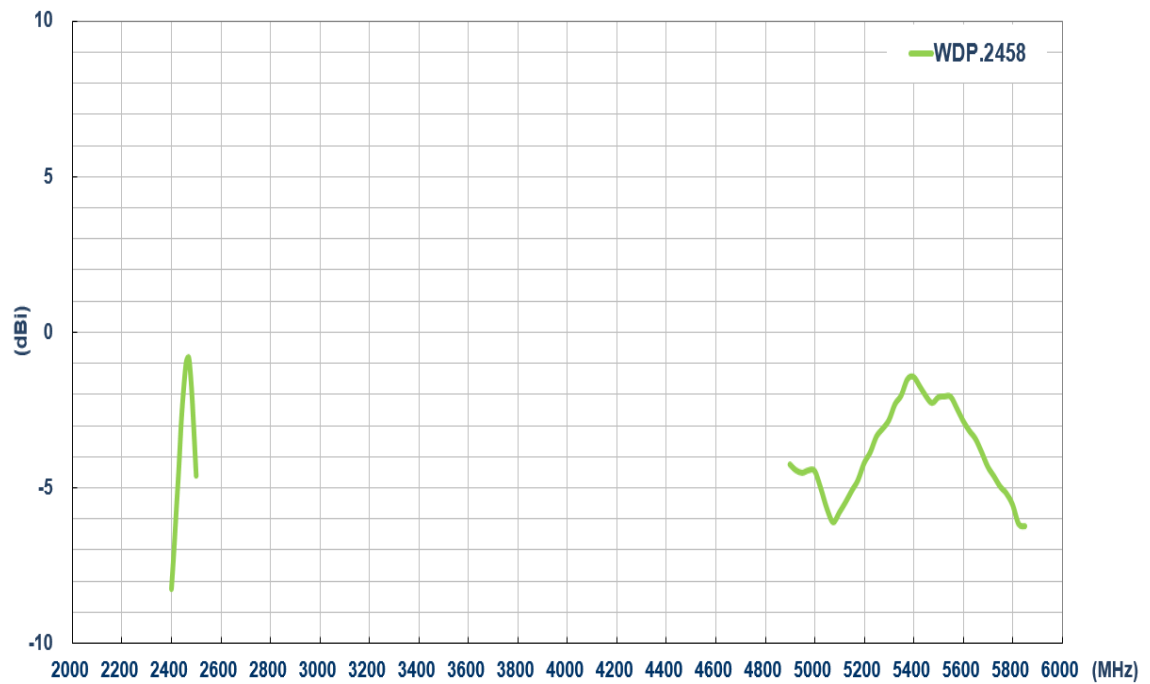
3.2 Efficiency



3.3 Peak Gain




3.4 Average Gain



4 Antenna Radiation Patterns

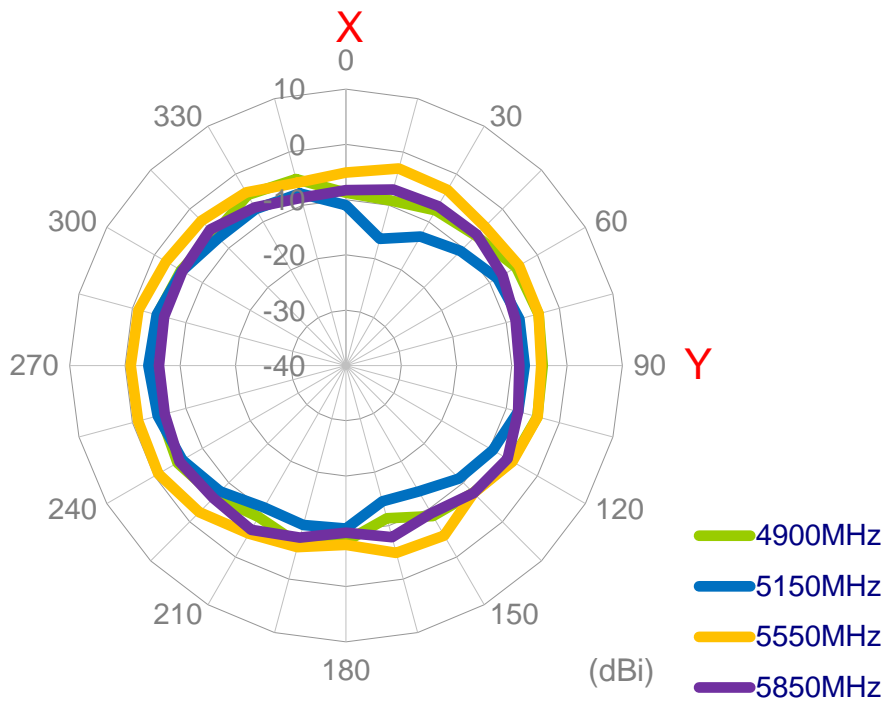
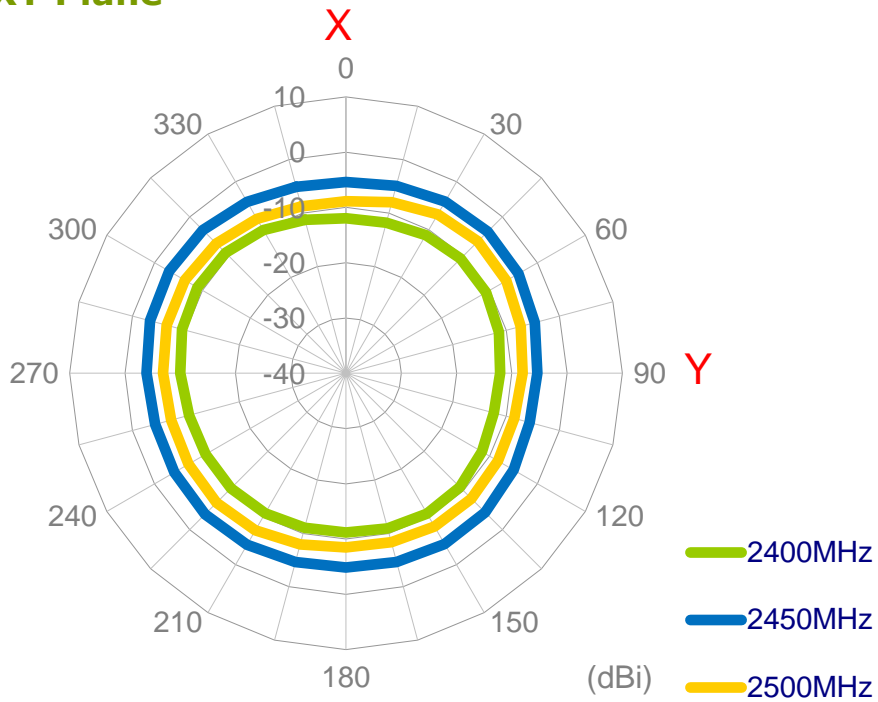
4.1 Antenna setup (On the 70x70mm ground plane)



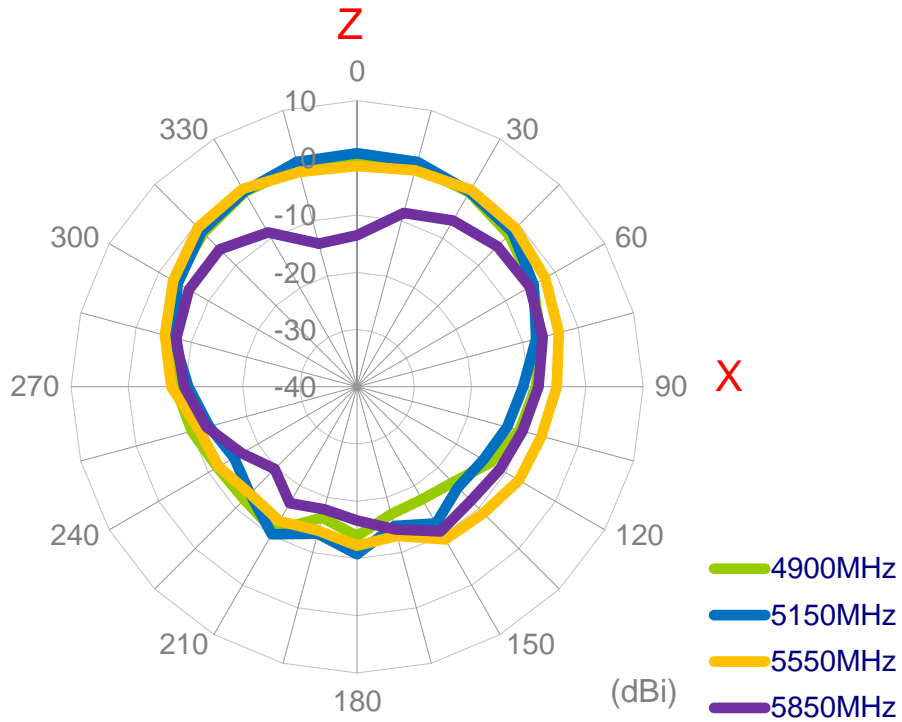
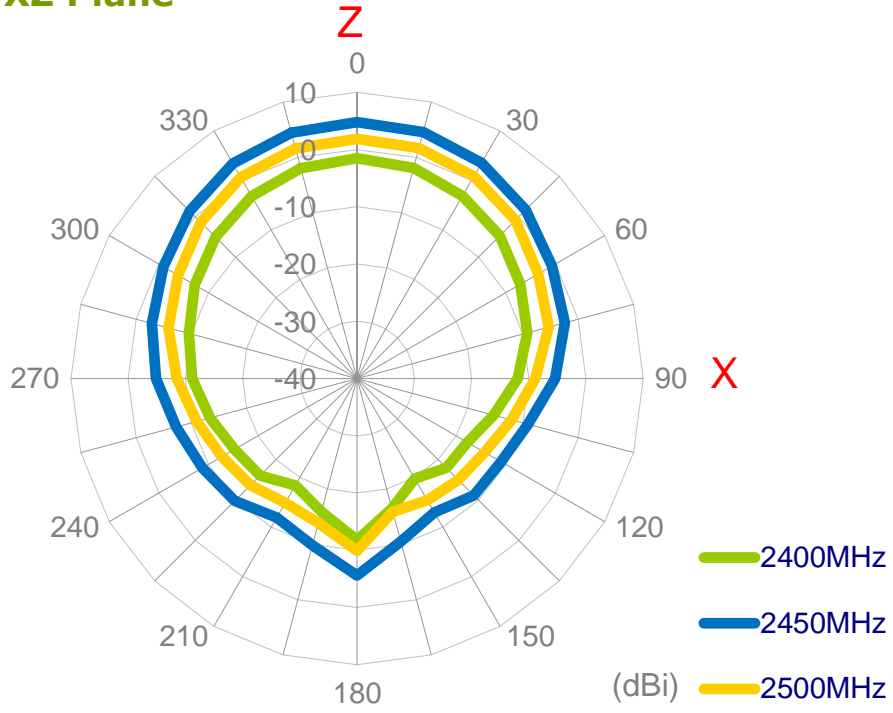
Antenna testing Setup in ETS Anechoic Chamber

4.2 2D Radiation Patterns (On the 70x70mm ground plane)

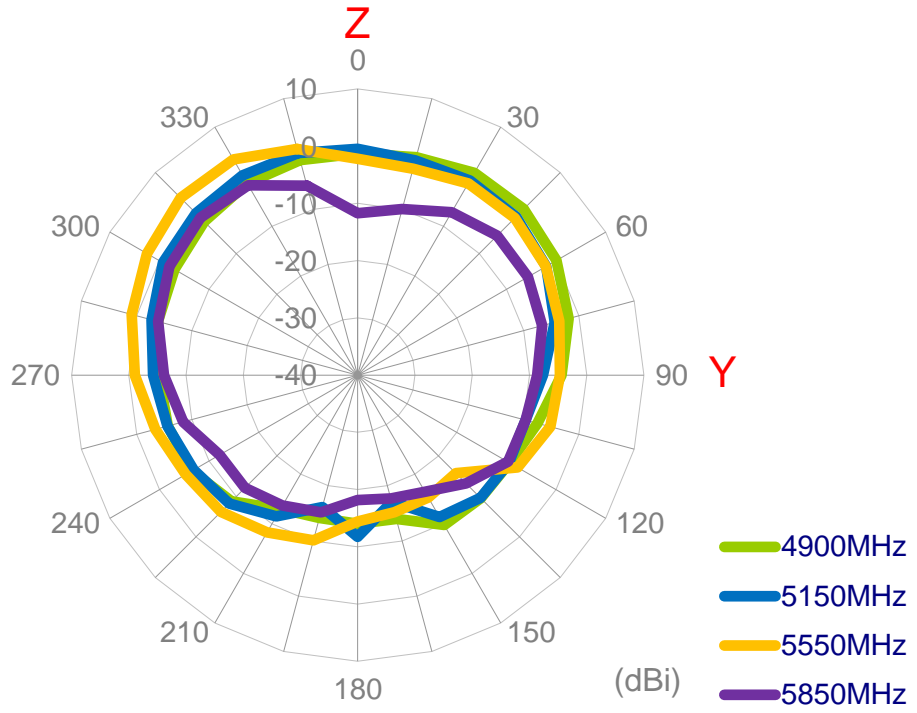
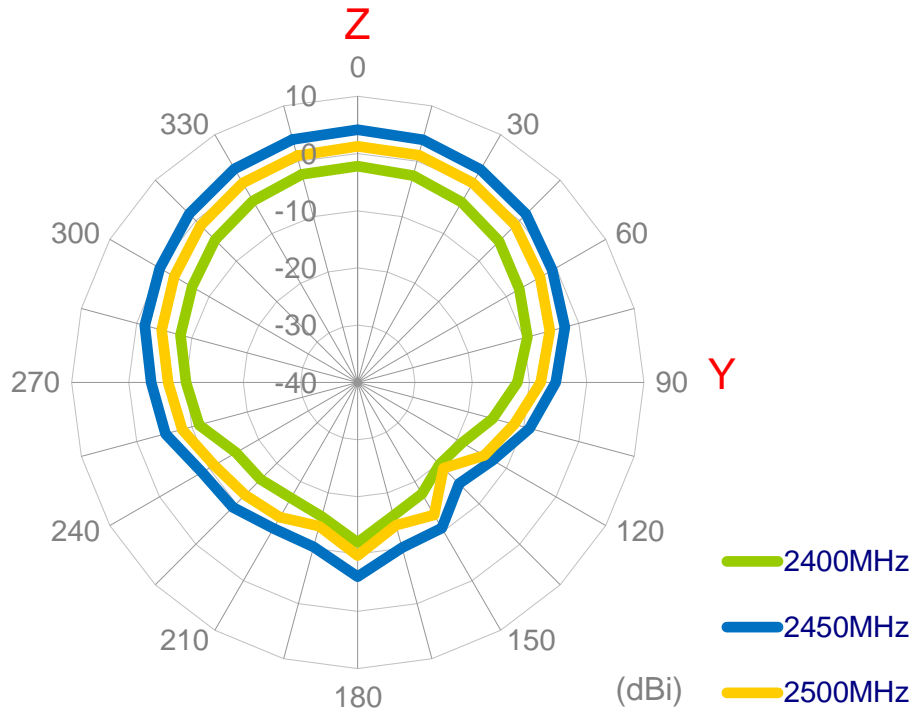
XY Plane



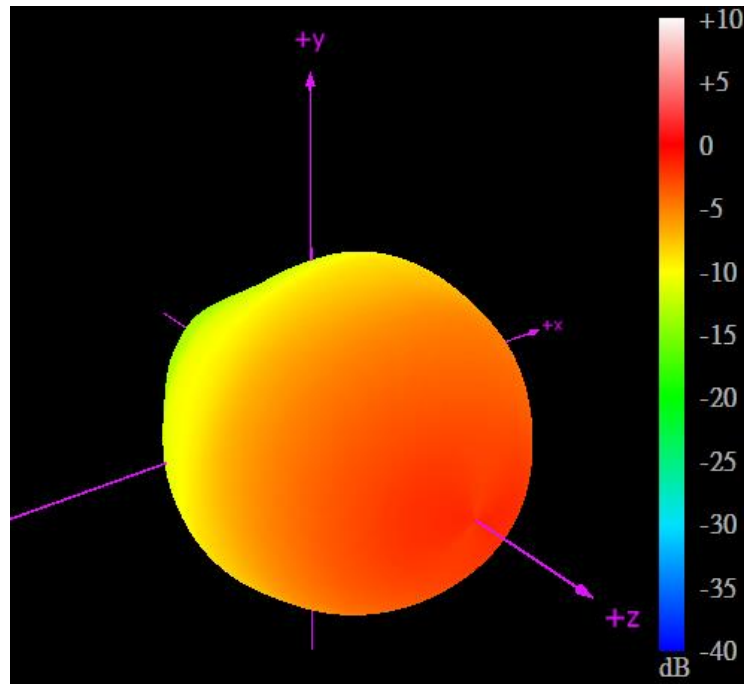
XZ Plane



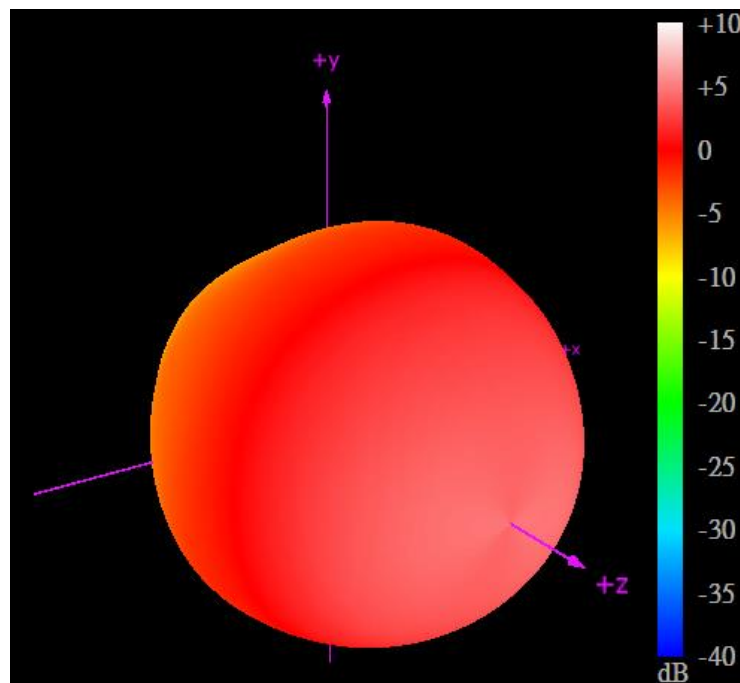
YZ Plane



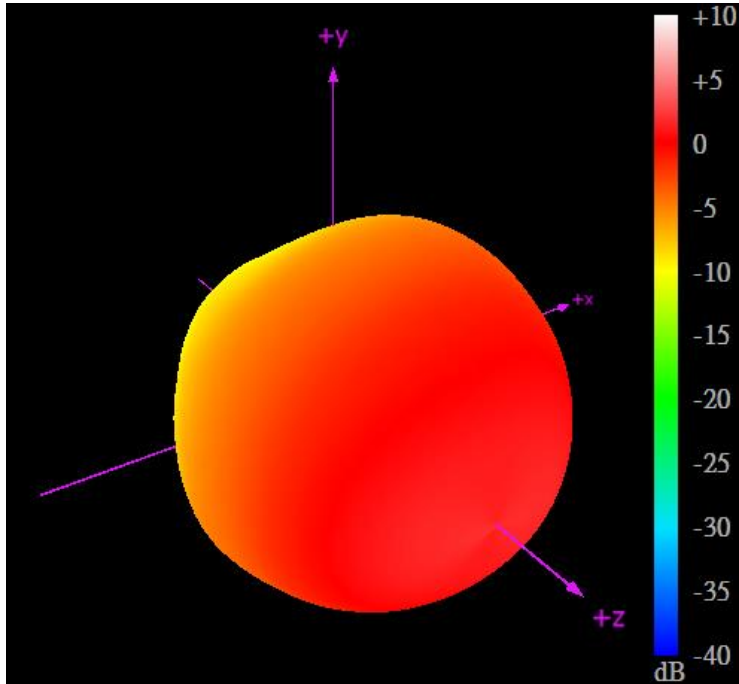
4.3 Antenna 3D Radiation Pattern (On the 70x70mm ground plane)



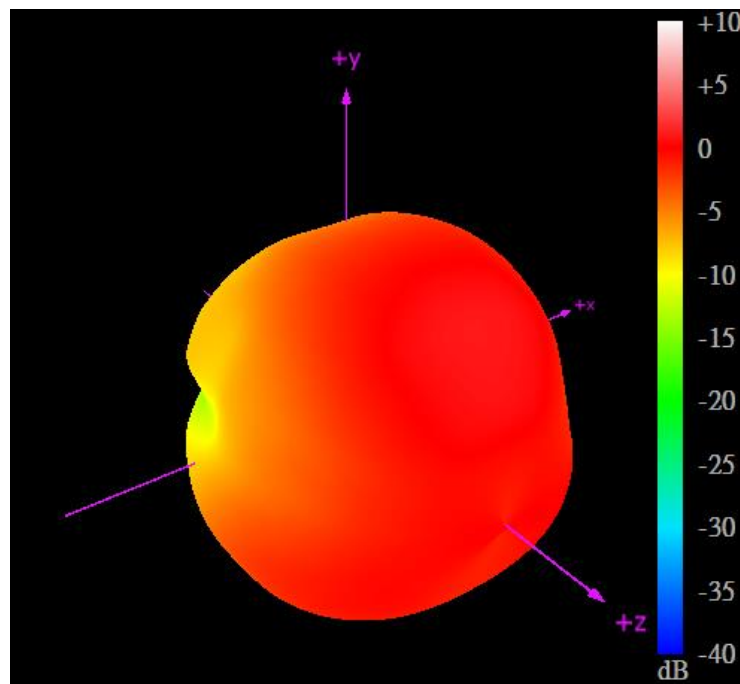
2400MHz



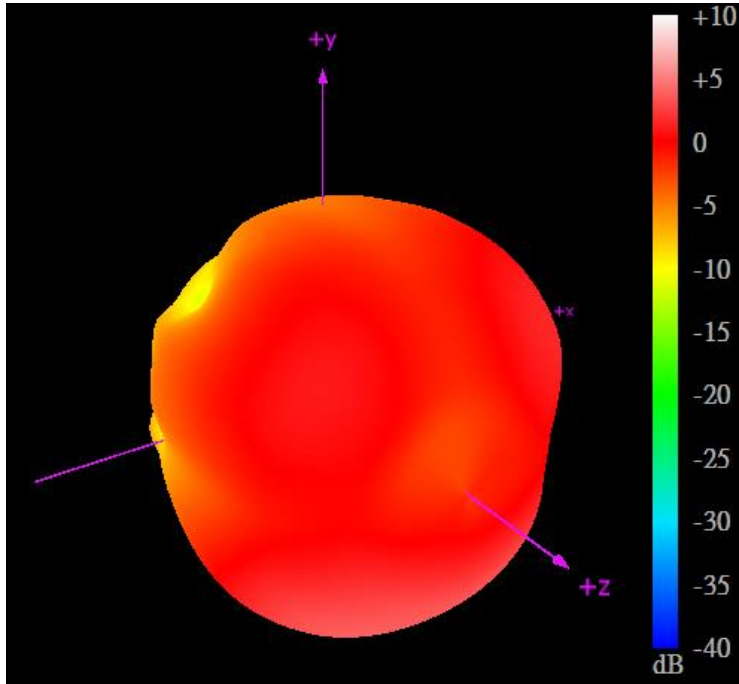
2450MHz



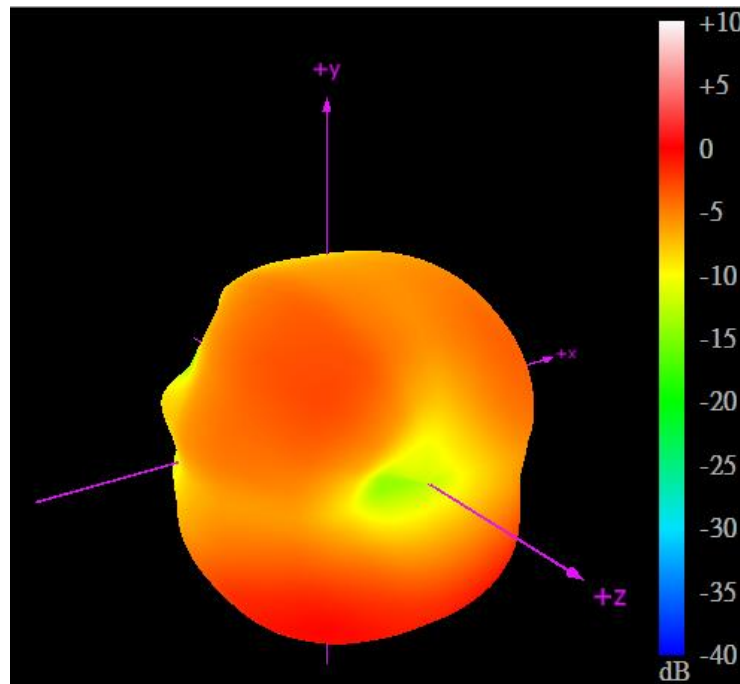
2500MHz



4900MHz

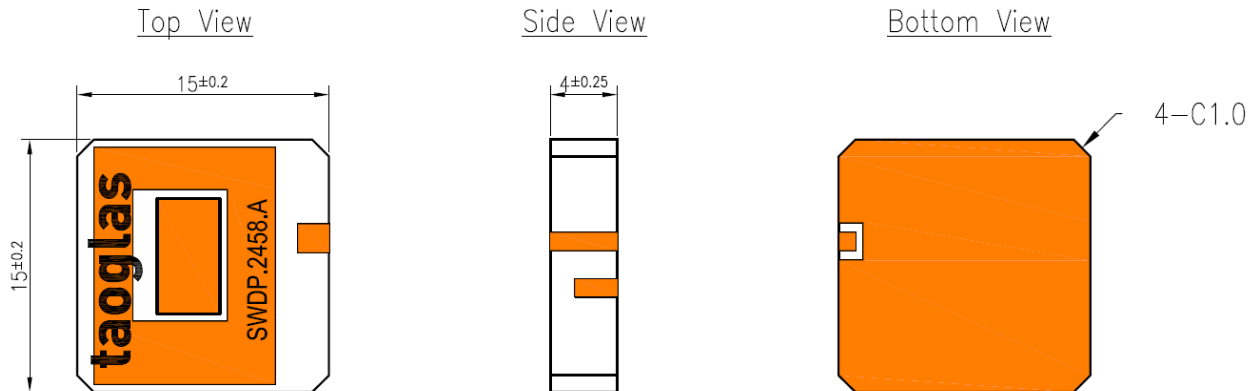


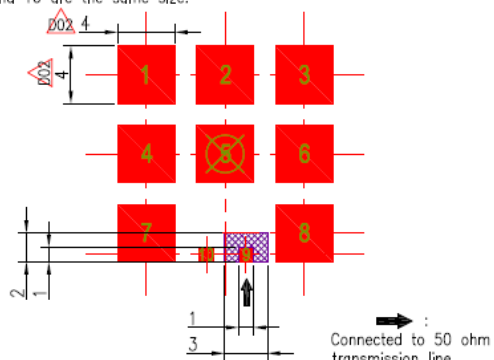
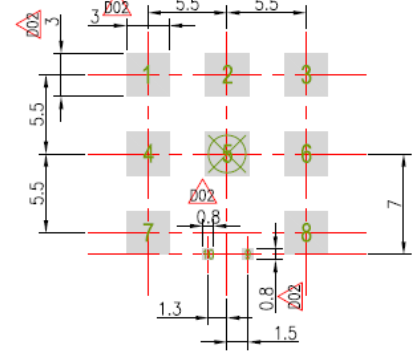
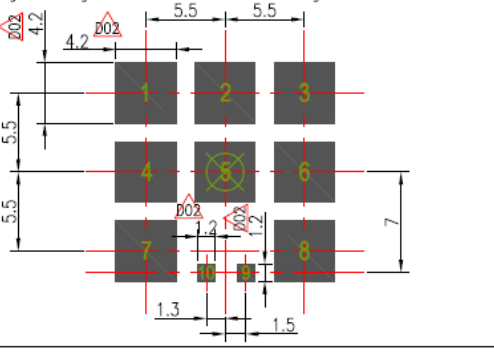
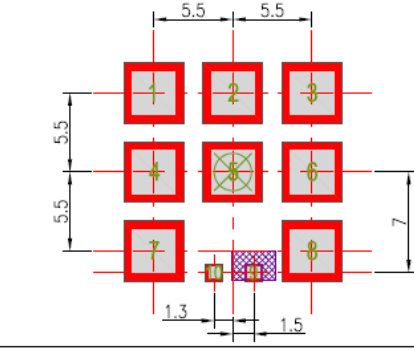















5550MHz



5850MHz

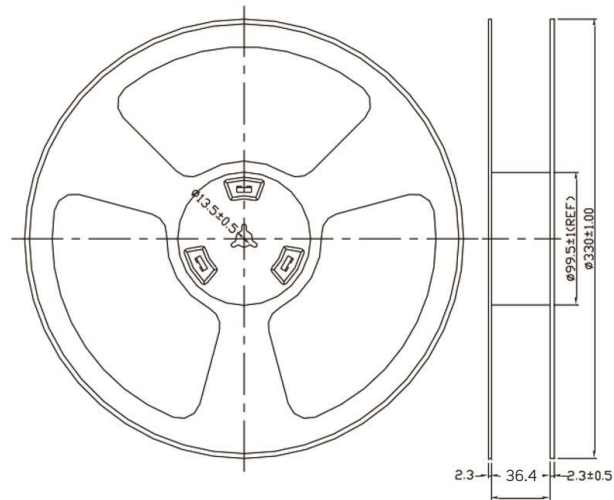
5 Mechanical Drawing (Unit: mm)



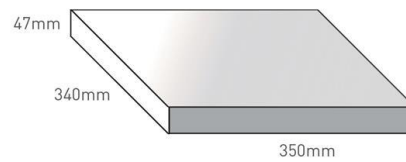
Foot Print												
<p>Top Copper</p> <p>Pads 9 should be connected to a 50 ohm transmission line. Pads 1, 2, 3, 4, 5, 6, 7, 8 and 10 should be connected to GND. Pads 9 and 10 are the same size.</p> 	<p>Top Solder Paste</p> <p>Pads 1, 2, 3, 4, 5, 6, 7 and 8 are the same size. Pads 9 and 10 are the same size.</p> 											
<p>Top Solder Mask</p> <p>Pads 1, 2, 3, 4, 5, 6, 7 and 8 are the same size, This drawing is a negative of solder mask. Black regions are anti-mask.</p> 	<p>Composite Diagram</p> 											
<p>NOTE:</p> <table border="0"> <tr> <td>1. Ag Plated area</td> <td></td> <td rowspan="5"> <p>6. Copper keepout should extend through all PCB layers.</p> <p>7. Any vias in pads should be either filled or tented to prevent solder from wicking away from the pad during reflow.</p> <p>8. The dimension tolerances should follow standard PCB manufacturing guidelines</p> </td> </tr> <tr> <td>2. Solder Mask area</td> <td></td> </tr> <tr> <td>3. Copper area</td> <td></td> </tr> <tr> <td>4. Paste area</td> <td></td> </tr> <tr> <td>5. Copper Keepout Area</td> <td></td> </tr> </table>		1. Ag Plated area		<p>6. Copper keepout should extend through all PCB layers.</p> <p>7. Any vias in pads should be either filled or tented to prevent solder from wicking away from the pad during reflow.</p> <p>8. The dimension tolerances should follow standard PCB manufacturing guidelines</p>	2. Solder Mask area		3. Copper area		4. Paste area		5. Copper Keepout Area	
1. Ag Plated area		<p>6. Copper keepout should extend through all PCB layers.</p> <p>7. Any vias in pads should be either filled or tented to prevent solder from wicking away from the pad during reflow.</p> <p>8. The dimension tolerances should follow standard PCB manufacturing guidelines</p>										
2. Solder Mask area												
3. Copper area												
4. Paste area												
5. Copper Keepout Area												

6 Packaging

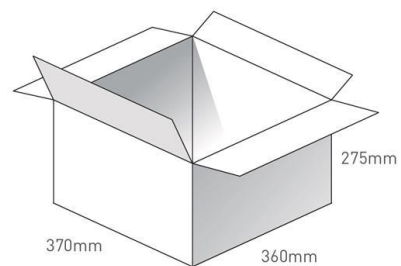
500 pc SDWP.2458.15.4.A.02 per reel
 Dimensions - $\varnothing 330 \times 36.4 \text{mm}$



1 pc reel in small inner box
 Dimensions - $350 \times 340 \times 47 \text{mm}$



5 Reels / 2500 pcs in one carton
 Carton Dimensions - $370 \times 360 \times 275 \text{mm}$



Taoglas makes no warranties based on the accuracy or completeness of the contents of this document and reserves the right to make changes to specifications and product descriptions at any time without notice. Taoglas reserves all rights to this document and the information contained herein.

Reproduction, use or disclosure to third parties without express permission is strictly prohibited.

Copyright © Taoglas Ltd.

Компания «Океан Электроники» предлагает заключение долгосрочных отношений при поставках импортных электронных компонентов на взаимовыгодных условиях!

Наши преимущества:

- Поставка оригинальных импортных электронных компонентов напрямую с производств Америки, Европы и Азии, а так же с крупнейших складов мира;
- Широкая линейка поставок активных и пассивных импортных электронных компонентов (более 30 млн. наименований);
- Поставка сложных, дефицитных, либо снятых с производства позиций;
- Оперативные сроки поставки под заказ (от 5 рабочих дней);
- Экспресс доставка в любую точку России;
- Помощь Конструкторского Отдела и консультации квалифицированных инженеров;
- Техническая поддержка проекта, помощь в подборе аналогов, поставка прототипов;
- Поставка электронных компонентов под контролем ВП;
- Система менеджмента качества сертифицирована по Международному стандарту ISO 9001;
- При необходимости вся продукция военного и аэрокосмического назначения проходит испытания и сертификацию в лаборатории (по согласованию с заказчиком);
- Поставка специализированных компонентов военного и аэрокосмического уровня качества (Xilinx, Altera, Analog Devices, Intersil, Interpoint, Microsemi, Actel, Aeroflex, Peregrine, VPT, Syfer, Eurofarad, Texas Instruments, MS Kennedy, Miteq, Cobham, E2V, MA-COM, Hittite, Mini-Circuits, General Dynamics и др.);

Компания «Океан Электроники» является официальным дистрибьютором и эксклюзивным представителем в России одного из крупнейших производителей разъемов военного и аэрокосмического назначения «JONHON», а так же официальным дистрибьютором и эксклюзивным представителем в России производителя высокотехнологичных и надежных решений для передачи СВЧ сигналов «FORSTAR».



JONHON

«JONHON» (основан в 1970 г.)

Разъемы специального, военного и аэрокосмического назначения:

(Применяются в военной, авиационной, аэрокосмической, морской, железнодорожной, горно- и нефтедобывающей отраслях промышленности)

«FORSTAR» (основан в 1998 г.)

ВЧ соединители, коаксиальные кабели,
кабельные сборки и микроволновые компоненты:

(Применяются в телекоммуникациях гражданского и специального назначения, в средствах связи, РЛС, а так же военной, авиационной и аэрокосмической отраслях промышленности).



Телефон: 8 (812) 309-75-97 (многоканальный)

Факс: 8 (812) 320-03-32

Электронная почта: ocean@oceanchips.ru

Web: <http://oceanchips.ru/>

Адрес: 198099, г. Санкт-Петербург, ул. Калинина, д. 2, корп. 4, лит. А