

QUICK START GUIDE FOR DEMONSTRATION CIRCUIT 761

LOW NOISE REGULATED CHARGE PUMP IN 2X2 DFN


LTC3204-5 and LTC3204-3.3

DESCRIPTION

Demonstration circuit 761 is a low noise regulated charge pump in 2X2 DFN. There are two assembly versions, DC761A-A and DC761A-B for featuring the LTC3204-5 and LTC3204-3.3 respectively. The DC761A-A produces a regulated 5V output from a 2.7V to 5.5V input. The guaranteed output load current is **150mA** for V_{IN} between 3.1V and 5.5V, and 65mA for V_{IN} less than 3.1V. The DC761A-B produces a regulated 3.3V output from a 1.8V to 4.5V input. The guaranteed output current is 50mA from V_{IN} between 1.9V and 4.5V, and 40mA for V_{IN} less than 1.9V. The circuit requires only three tiny 0603 surface mount capacitors and consumes minimal board

space. No inductor and diode are needed. The circuit features automatic Burst Mode[®] operation at light loads to maintain low supply current. Built-in soft-start circuitry prevents excessive inrush current during start-up. Thermal shutdown and current-limit circuitry allow the parts to survive a continuous output short circuit. These circuits are particularly useful in systems that require extremely low quiescent current, such as battery-powered systems.

Design files for this circuit board are available. Call the LTC factory.

 , LTC and LT are registered trademarks of Linear Technology Corporation.

PERFORMANCE SUMMARY

PARAMETER	CONDITION	MIN	TYP	MAX
Input Voltage Range	DC761A-A (for LTC3204-5)	2.7V		5.5V
	DC761A-A (for LTC3204-3.3)	1.8V		4.5V
Output Voltage V_{OUT}	DC761A-A (for LTC3204-5) 3.1V < V_{IN} < 5.5V, I_{OUT} < 150mA 2.7V < V_{IN} < 5.5V, I_{OUT} < 65mA	4.8V	5V	5.2V
	DC761A-B (for LTC3204-3.3) 1.9V < V_{IN} < 4.5V, I_{OUT} < 50mA 1.8V < V_{IN} < 4.5V, I_{OUT} < 40mA	3.168V	3.3V	3.432V
Output Ripple V_{OUT}	$V_{IN} = 3.6V$, $I_{OUT} = 150mA$ (DC761A-A)		20mV _{P-P}	50mV _{P-P}
	$V_{IN} = 2.4V$, $I_{OUT} = 50mA$ (DC761A-B)		10mV _{P-P}	20mV _{P-P}
Nominal Switching Frequency			1.2MHz	
Efficiency	$V_{IN} = 3.0V$, $I_{OUT} = 150mA$ (DC761A-A)		81.3%	
	$V_{IN} = 1.8V$, $I_{OUT} = 25mA$ (DC761A-B)		88.7%	

QUICK START PROCEDURE

Demonstration circuit 761 is easy to set up to evaluate the performance of the LTC3204-5 and LTC3204-3.3. Refer to Figure 1 for proper measurement equipment setup and follow the procedure below:

NOTE: When measuring the input or output voltage ripple, care must be taken to avoid a long ground lead on the oscilloscope probe. Measure the input or output voltage ripple by touching the probe tip directly across the V_{IN} or V_{OUT} and GND terminals. See Figure 2 for proper scope probe technique.

1. Place jumpers in the following positions:

JP1 ON

2. With power off, connect the input power supply to V_{IN} and GND terminals.
3. Connect the load between V_{OUT} and GND terminals.

4. Turn on the power at the input.

NOTE: Make sure that the input voltage does not exceed 5.5V for DC761A-A or 4.5V for DC761A-B. To prevent input voltage overshoot when the circuit is connected to a live supply, an aluminum electrolytic capacitor can be added to bypass the V_{IN} at the input terminals. See Linear Technology Application Note 88 for a complete discussion.

5. Check for the proper output voltages. $V_{OUT} = 4.8V$ to $5.2V$ for DC761A-A, $V_{OUT} = 3.168V$ to $3.432V$ for DC761A-B

NOTE: If there is no output, temporarily disconnect the load to make sure that the load is not set too high.

6. Once the proper output voltages are established, adjust the loads within the operating range and observe the output voltage regulation, ripple voltage, efficiency and other parameters.

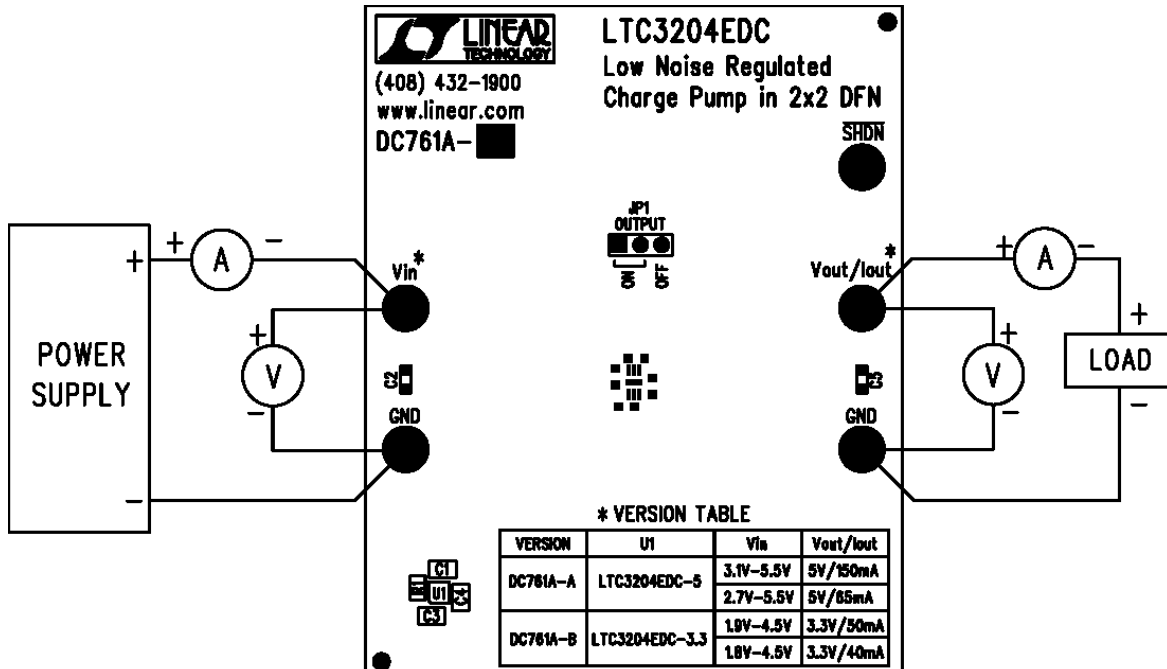


Figure 1. Proper Measurement Equipment Setup

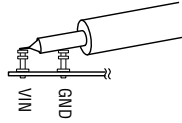


Figure 2. Measuring Input or Output Ripple

OPERATING PRINCIPLES

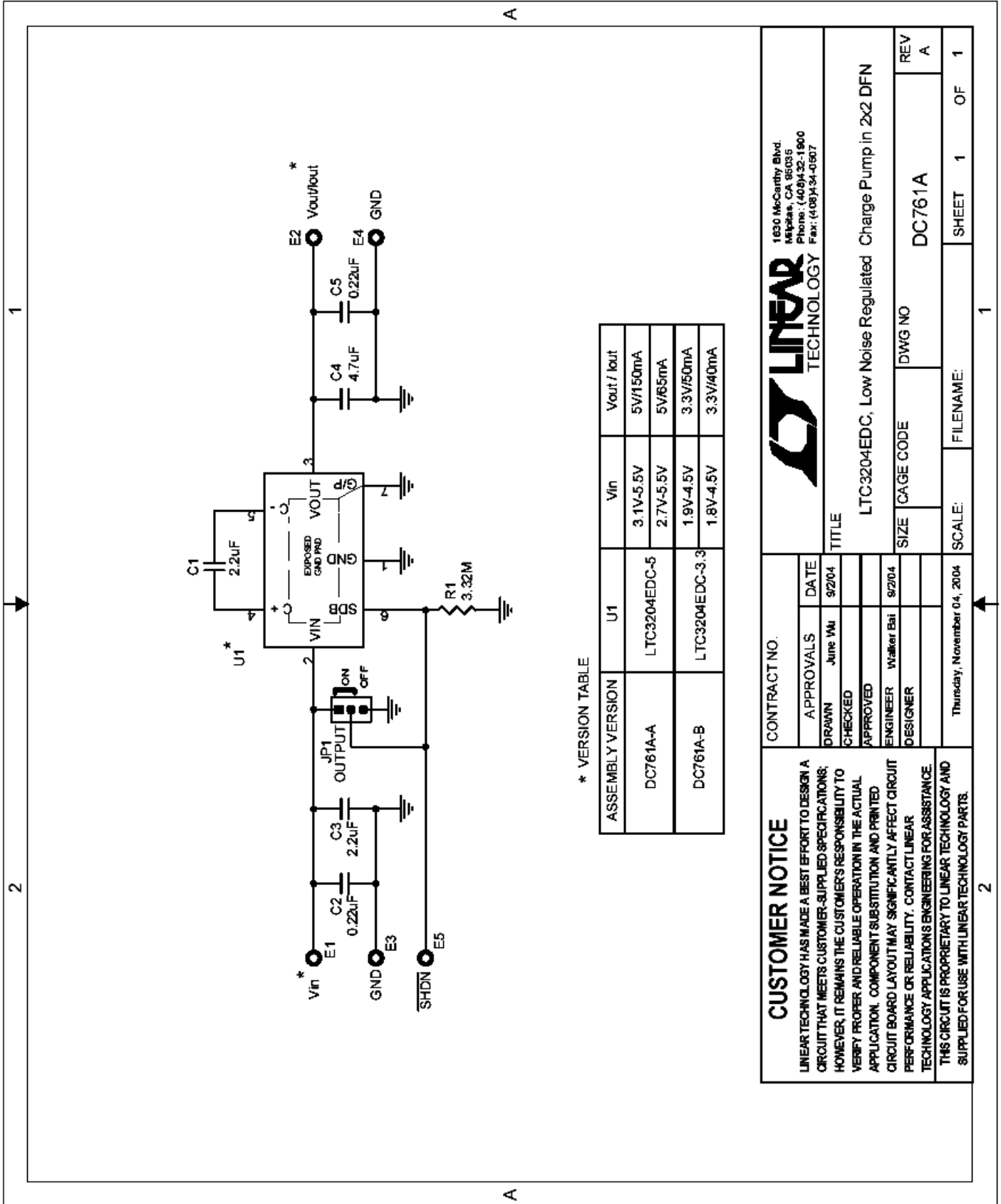
The LTC3204-5/LTC3204-3.3 use a switched capacitor charge pump to boost V_{IN} to a regulated voltage. Regulation is achieved by sensing the output voltage through an internal resistor divider and modulating the charge pump output current based on the error signal. A 2-phase non-overlapping clock activates the charge pump switches. The flying capacitor is charged from V_{IN} on the first phase of the clock. On

the second phase of the clock, it is stacked in series with V_{IN} and connected to V_{OUT} . This sequence of charging and discharging the flying capacitor continues at a free running frequency of 1.2MHz.

Other operation principles, such as Burst Mode[®] and Soft-Start, can be found on the LTC3204-5/LTC3204-3.3 datasheet at www.linear.com.

QUICK START GUIDE FOR DEMONSTRATION CIRCUIT 761

LOW NOISE REGULATED CHARGE PUMP IN 2X2 DFN



* VERSION TABLE

ASSEMBLY VERSION	U1	Vin	Vout / Iout
DC761A-A	LTC3204EDC-5	3.1V-5.5V	5V/150mA
		2.7V-5.5V	5V/65mA
DC761A-B	LTC3204EDC-3.3	1.9V-4.5V	3.3V/50mA
		1.8V-4.5V	3.3V/40mA

CUSTOMER NOTICE

LINEAR TECHNOLOGY HAS MADE A BEST EFFORT TO DESIGN A CIRCUIT THAT MEETS CUSTOMER-SUPPLIED SPECIFICATIONS; HOWEVER, IT REMAINS THE CUSTOMER'S RESPONSIBILITY TO VERIFY PROPER AND RELIABLE OPERATION IN THE ACTUAL APPLICATION. COMPONENT SUBSTITUTION AND PRINTED CIRCUIT BOARD LAYOUT MAY SIGNIFICANTLY AFFECT CIRCUIT PERFORMANCE OR RELIABILITY. CONTACT LINEAR TECHNOLOGY APPLICATIONS ENGINEERING FOR ASSISTANCE. THIS CIRCUIT IS PROPRIETARY TO LINEAR TECHNOLOGY AND SUPPLIED FOR USE WITH LINEAR TECHNOLOGY PARTS.

CONTRACT NO.

APPROVALS	DATE
DRAWN June Wu	9/2/04
CHECKED	
APPROVED	
ENGINEER Walker Bai	9/2/04
DESIGNER	



1630 McCarthy Blvd.
Milpitas, CA 95035
Phone: (408)432-1900
Fax: (408)434-0607

TITLE

LTC3204EDC, Low Noise Regulated Charge Pump in 2x2 DFN

SIZE	CAGE CODE	DWG NO	REV
		DC761A	A

SCALE:

Thursday, November 04, 2004

FILENAME:

SHEET 1 OF 1

1

2

1

2

Компания «Океан Электроники» предлагает заключение долгосрочных отношений при поставках импортных электронных компонентов на взаимовыгодных условиях!

Наши преимущества:

- Поставка оригинальных импортных электронных компонентов напрямую с производств Америки, Европы и Азии, а так же с крупнейших складов мира;
- Широкая линейка поставок активных и пассивных импортных электронных компонентов (более 30 млн. наименований);
- Поставка сложных, дефицитных, либо снятых с производства позиций;
- Оперативные сроки поставки под заказ (от 5 рабочих дней);
- Экспресс доставка в любую точку России;
- Помощь Конструкторского Отдела и консультации квалифицированных инженеров;
- Техническая поддержка проекта, помощь в подборе аналогов, поставка прототипов;
- Поставка электронных компонентов под контролем ВП;
- Система менеджмента качества сертифицирована по Международному стандарту ISO 9001;
- При необходимости вся продукция военного и аэрокосмического назначения проходит испытания и сертификацию в лаборатории (по согласованию с заказчиком);
- Поставка специализированных компонентов военного и аэрокосмического уровня качества (Xilinx, Altera, Analog Devices, Intersil, Interpoint, Microsemi, Actel, Aeroflex, Peregrine, VPT, Syfer, Eurofarad, Texas Instruments, MS Kennedy, Miteq, Cobham, E2V, MA-COM, Hittite, Mini-Circuits, General Dynamics и др.);

Компания «Океан Электроники» является официальным дистрибьютором и эксклюзивным представителем в России одного из крупнейших производителей разъемов военного и аэрокосмического назначения «JONHON», а так же официальным дистрибьютором и эксклюзивным представителем в России производителя высокотехнологичных и надежных решений для передачи СВЧ сигналов «FORSTAR».



JONHON

«JONHON» (основан в 1970 г.)

Разъемы специального, военного и аэрокосмического назначения:

(Применяются в военной, авиационной, аэрокосмической, морской, железнодорожной, горно- и нефтедобывающей отраслях промышленности)

«FORSTAR» (основан в 1998 г.)

ВЧ соединители, коаксиальные кабели,
кабельные сборки и микроволновые компоненты:

(Применяются в телекоммуникациях гражданского и специального назначения, в средствах связи, РЛС, а так же военной, авиационной и аэрокосмической отраслях промышленности).



Телефон: 8 (812) 309-75-97 (многоканальный)

Факс: 8 (812) 320-03-32

Электронная почта: ocean@oceanchips.ru

Web: <http://oceanchips.ru/>

Адрес: 198099, г. Санкт-Петербург, ул. Калинина, д. 2, корп. 4, лит. А