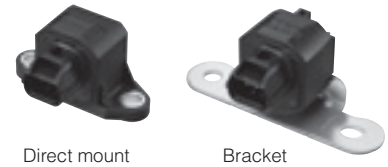


Electrostatic capacitance detection sensor 1-axis acceleration sensor

GF1




Features

- High precision, High reliability : Superior offset voltage temperature characteristics (± 33 mg (Typ.))
- High sensitivity : 1.333 to 3.0 V/g
- Compact size : 58×36.5×33 mm 2.283×1.437×1.299 inch (Direct-mount type)
- RoHS compliant

Typical Applications

- Automobiles : 4WD-ABS control, neutral control, idling stop system and suspension control
- Special vehicles : Inclination detection (for enhanced safety and operating efficiency) of agricultural machine, construction machine and welfare vehicles
- Photovoltaic generation : Sun tracking panels

Ordering Information



Product Types

Carton : 80 pcs. (Bracket), 150 pcs. (Direct mount)

Product name	Operation power supply voltage	Acceleration detection range	Detection sensitivity	Installation type	Part number
1-axis acceleration sensor GF1	5 V.DC	± 11.76 m/s ² (± 1.2 g)	0.136 V/(m/s ²) (1.333 V/g)	Bracket	AGF11311
		± 4.9 m/s ² (± 0.5 g)	0.306 V/(m/s ²) (3.0 V/g)	Direct mount	AGF10711
	12 V.DC	± 11.76 m/s ² (± 1.2 g)	0.136 V/(m/s ²) (1.333 V/g)	Direct mount	AGF10321
		± 4.9 m/s ² (± 0.5 g)	0.306 V/(m/s ²) (3.0 V/g)	Direct mount	AGF10721
	24 V.DC	± 11.76 m/s ² (± 1.2 g)	0.136 V/(m/s ²) (1.333 V/g)	Direct mount	AGF10331
		± 4.9 m/s ² (± 0.5 g)	0.306 V/(m/s ²) (3.0 V/g)	Direct mount	AGF10731

Absolute Maximum Ratings

Product name	Unit	Absolute maximum ratings			Remarks
		AGF1□□11 (Power supply: 5 V.DC type)	AGF1□□21 (Power supply: 12 V.DC type)	AGF1□□31 (Power supply: 24 V.DC type)	
Maximum allowable voltage	V.DC	7	16	30	Max. Ta=25 °C 68 °F
Maximum applied acceleration	g	AGF1□3□1	15		Max.
		AGF1□7□1	5		Max.
Storage temperature range	°C °F	-30 to 85 -22 to 185			
Operation temperature range	°C °F	-30 to 85 -22 to 185			
Anti-shock characteristic	g	5,000			Max.
Grade of protection *		IP67			

Note : * Performance when matching connector is connected.

Electrical Characteristics

● AGF1□3□1 (Sensitivity : 1.333 V/g type)

Item	Unit	Performance			Remarks
		AGF1□□11 (Power supply: 5 V.DC type)	AGF1□□21 (Power supply: 12 V.DC type)	AGF1□□31 (Power supply: 24 V.DC type)	
Operation power supply voltage	V.DC	5 V.DC±5 %	12 V.DC±10 %	24 V.DC±10 %	-30 °C to +85 °C -22 °F to +185 °F
Acceleration detection range *1	g (°)	±1.2 (90)			
Current consumption	mA	10	15		0g, Ta=20 °C 68 °F, Max.
Sensitivity	V/g	1.333±3 %			-30 °C to +85 °C -22 °F to +185 °F
Offset voltage (0g)	V	2.5±0.1			Ta=20 °C 68 °F
Offset voltage temperature characteristic	V	±0.093			-30 °C to +85 °C -22 °F to +185 °F
Other axis sensitivity	%	±5			Ta=20 °C 68 °F
Non-linearity *2	%FS	±1			Ta=20 °C 68 °F
Frequency response	Hz	10 to 15			-3 dB point
Clamping voltage VH *3	V	4.5	-	-	Typ.
Clamping voltage VL *3	V	0.5	-	-	Typ.

● AGF1□7□1 (Sensitivity : 3.0 V/g type)

Item	Unit	Performance			Remarks
		AGF1□□11 (Power supply: 5 V.DC type)	AGF1□□21 (Power supply: 12 V.DC type)	AGF1□□31 (Power supply: 24 V.DC type)	
Operation power supply voltage	V.DC	5 V.DC±5 %	12 V.DC±10 %	24 V.DC±10 %	-30 °C to +85 °C -22 °F to +185 °F
Acceleration detection range *1	g (°)	±0.5 (30)			
Current consumption	mA	10	15		0g, Ta=20 °C 68 °F, Max.
Sensitivity	V/g	3.0±3 %			-30 °C to +85 °C -22 °F to +185 °F
Offset voltage (0g)	V	2.5±0.1			Ta=20 °C 68 °F
Offset voltage temperature characteristic	V	±0.21			-30 °C to +85 °C -22 °F to +185 °F
Other axis sensitivity	%	±5			Ta=20 °C 68 °F
Non-linearity *2	%FS	±1			Ta=20 °C 68 °F
Frequency response	Hz	10 to 15			-3 dB point
Clamping voltage VH *3	V	4.5	-	-	Typ.
Clamping voltage VL *3	V	0.5	-	-	Typ.

Note : *1 The acceleration unit "g" means 9.8 m/s².

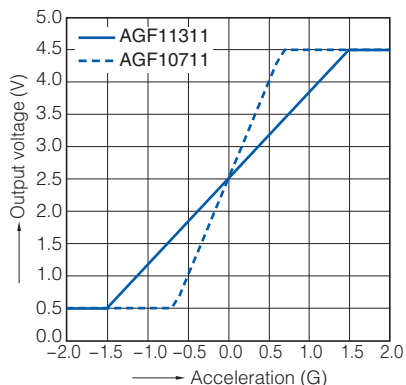
*2 Maximum error from linear output that connects +1.2 g and -1.2 g output. (AGF1□3□1)

Maximum error from linear output that connects +0.5 g and -0.5 g output. (AGF1□7□1)

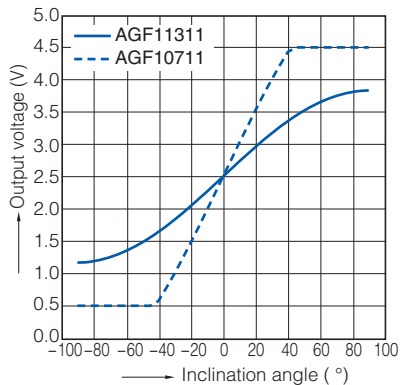
*3 The 12 V and 24 V.DC operating power supply voltage types can also be compatible with the clamping voltage. Please consult us.

Reference Data

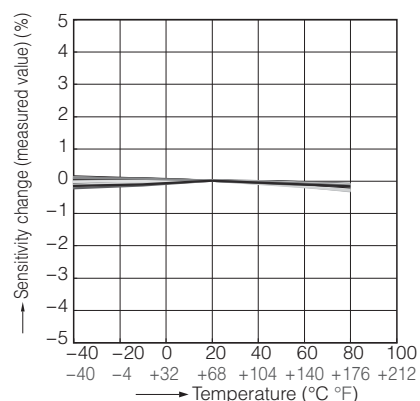
1. Output characteristics



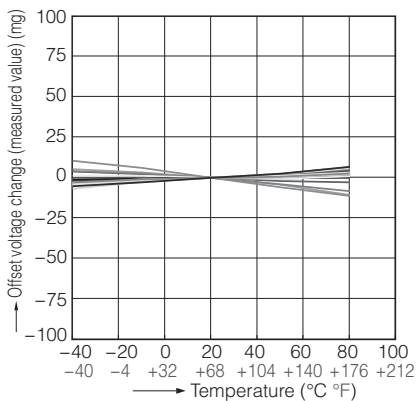
2. Inclination angle - Output voltage characteristics



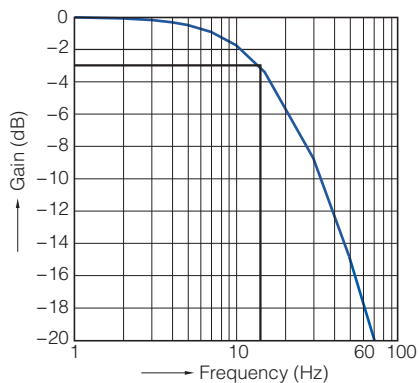
3. Sensitivity temperature characteristics



4. Offset voltage temperature characteristics



5. Frequency characteristics

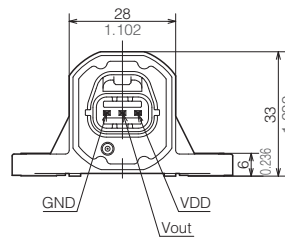
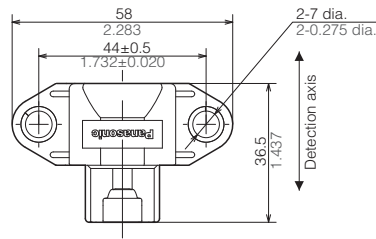


Dimensions

The CAD data of the products with a **CAD Data** mark can be downloaded from: <http://industrial.panasonic.com/>

● Direct mount (AGF10□□1)

CAD Data

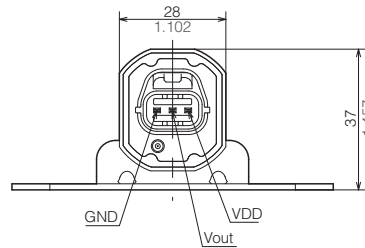
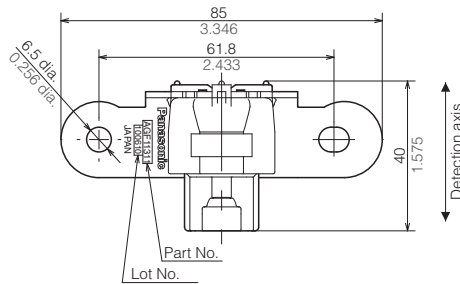


Matching connector:
Manufacturing company : Yazaki Corporation
Housing : 7283-8730-30

unit : mm inch

● Bracket (AGF11□□1)

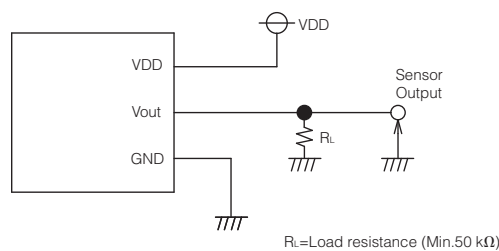
CAD Data



Matching connector :
Manufacturing company : Yazaki Corporation
Housing : 7283-8730-30

unit : mm inch

Wiring Diagram



NOTES

■ Before using the products, carefully check the quality under actual use conditions to enhance stability.

■ Wire connection

Correctly wire as in the connection diagram. Reverse connection may damage the product and degrade the performance.

■ Cleaning

Avoid ultrasonic cleaning as this may cause disconnection of the wire.

■ Environment

- Avoid use and storage in the corrosive gas (organic solvent, sulfurous acid and hydrogen sulfide gases) which negatively affects the product.
- Use surge absorbers as applying the external surge voltage may damage the internal circuit.
- Malfunction may occur near electric noises from static electricity, lightning, broadcast or amateur radio stations and mobile phones.
- Avoid use in an environment where these products cause dew condensation. When water attached to the sensor chip freezes, the sensor output may be fluctuated or damaged.
- Do not apply high-frequency oscillation, such as ultrasonic waves, to the product.
- Do not use in direct sunlight or other comparable light.

■ Other precautions

These specifications are for individual components. Before use, carefully check the performance and quality under actual use conditions to enhance stability.

- Misconnection and the wrong range of acceleration detection may invite the risk of accidents.
- Avoid use beyond the specified acceleration range, as such use may damage the product.
- Carefully handle as static electricity may damage the product.

■ Special notes

We exert maximum efforts for quality control of the product, Please mind also about the following.

- 1) To prevent occurrence of unexpected circumstances, please inform us of the specifications of your product, customers, use conditions and details of the attachment position.
- 2) Have sufficient margin values of driving/performance guarantee described in the specifications and apply safety measures with double circuits, if serious effects on human lives or property are predicted due to a quality failure of the product. Those countermeasures are also for the product liability.
- 3) A warranty period is one year after the delivery to your company. Quality assurance is limited to the items and the scopes described in the specifications.

If a defect is found after the delivery, we will promptly provide a replacement or change/repair the defect part at the place of delivery in good faith. Exceptions are below.

- Damages by a failure or a defect which arose after the delivery.
- After the delivery, when storing and transporting, if conditions other than conditions in the specifications are applied to the product.
- Damages by unforeseen phenomenon which cannot be predicted with the technologies available at the time of delivery.
- Damages by natural and anthropogenic disasters, such as earthquake, flood, fire and war, which are beyond our reasonable control.

Mouser Electronics

Authorized Distributor

Click to View Pricing, Inventory, Delivery & Lifecycle Information:

[Panasonic:](#)

[AGF10731](#) [AGF10331](#) [AGF10321](#) [AGF10721](#) [AGF10711](#) [AGF11311](#)

Компания «Океан Электроники» предлагает заключение долгосрочных отношений при поставках импортных электронных компонентов на взаимовыгодных условиях!

Наши преимущества:

- Поставка оригинальных импортных электронных компонентов напрямую с производств Америки, Европы и Азии, а так же с крупнейших складов мира;
- Широкая линейка поставок активных и пассивных импортных электронных компонентов (более 30 млн. наименований);
- Поставка сложных, дефицитных, либо снятых с производства позиций;
- Оперативные сроки поставки под заказ (от 5 рабочих дней);
- Экспресс доставка в любую точку России;
- Помощь Конструкторского Отдела и консультации квалифицированных инженеров;
- Техническая поддержка проекта, помощь в подборе аналогов, поставка прототипов;
- Поставка электронных компонентов под контролем ВП;
- Система менеджмента качества сертифицирована по Международному стандарту ISO 9001;
- При необходимости вся продукция военного и аэрокосмического назначения проходит испытания и сертификацию в лаборатории (по согласованию с заказчиком);
- Поставка специализированных компонентов военного и аэрокосмического уровня качества (Xilinx, Altera, Analog Devices, Intersil, Interpoint, Microsemi, Actel, Aeroflex, Peregrine, VPT, Syfer, Eurofarad, Texas Instruments, MS Kennedy, Miteq, Cobham, E2V, MA-COM, Hittite, Mini-Circuits, General Dynamics и др.);

Компания «Океан Электроники» является официальным дистрибьютором и эксклюзивным представителем в России одного из крупнейших производителей разъемов военного и аэрокосмического назначения «JONHON», а так же официальным дистрибьютором и эксклюзивным представителем в России производителя высокотехнологичных и надежных решений для передачи СВЧ сигналов «FORSTAR».



JONHON

«JONHON» (основан в 1970 г.)

Разъемы специального, военного и аэрокосмического назначения:

(Применяются в военной, авиационной, аэрокосмической, морской, железнодорожной, горно- и нефтедобывающей отраслях промышленности)

«FORSTAR» (основан в 1998 г.)

ВЧ соединители, коаксиальные кабели, кабельные сборки и микроволновые компоненты:

(Применяются в телекоммуникациях гражданского и специального назначения, в средствах связи, РЛС, а так же военной, авиационной и аэрокосмической отраслях промышленности).



Телефон: 8 (812) 309-75-97 (многоканальный)

Факс: 8 (812) 320-03-32

Электронная почта: ocean@oceanchips.ru

Web: <http://oceanchips.ru/>

Адрес: 198099, г. Санкт-Петербург, ул. Калинина, д. 2, корп. 4, лит. А