THIS DRAWING IS UNPUBLISHED. RELEASED FOR PUBLICATION AUG ,2006.
© COPYRIGHT – BY TYCO ELECTRONICS CORPORATION. ALL RIGHTS RESERVED.

LOC DW | DIST –

REVISIONS

P	LTR	DESCRIPTION	DATE	DWN	APVD
	G	REVISED PER ECR-16-003830	14MAR16	FL	SY

WEIGHT(g)	PCI-E COMPLIANCE	HOUSING MATERIAL	DIM. L	DIM. E	DIM. D	DIM. C	DIM. B	DIM. A	POS.	HOUSING COLOR	MIN. GOLD THICKNESS	PART NUMBER
8.7	GEN II & GEN III	6 PA9T	2.30	71.35	70	73.15	89	71.65	164	BLACK	30u"	4-1734774-8
										WHITE		4-1734774-7
5.45				38.35	37	40.15	56	38.65	98	BLACK		4-1734774-6
										WHITE		4-1734774-5
3.85				21.35	20	23.15	39	21.65	64	BLACK		4-1734774-4
										WHITE		4-1734774-3
2.55				7.35	6	9.15	25	7.65	36	BLACK		4-1734774-2
										WHITE		4-1734774-1
8.7				71.35	70	73.15	89	71.65	164	BLACK	15u"	4-1734774-0
											G/F	3-1734774-9
										WHITE	15u"	3-1734774-8
											G/F	3-1734774-7
5.45				38.35	37	40.15	56	38.65	98	BLACK	15u"	3-1734774-6
											G/F	3-1734774-5
										WHITE	15u"	3-1734774-4
											G/F	3-1734774-3
3.85				21.35	20	23.15	39	21.65	64	BLACK	15u"	3-1734774-2
											G/F	3-1734774-1
										WHITE	15u"	3-1734774-0
											G/F	2-1734774-9
2.55				7.35	6	9.15	25	7.65	36	BLACK	15u"	2-1734774-8
											G/F	2-1734774-7
										WHITE	15u"	2-1734774-6
											G/F	2-1734774-5
8.7			3.10	71.35	70	73.15	89	71.65	164	BLACK	30u"	2-1734774-4
										WHITE		2-1734774-3
5.45				38.35	37	40.15	56	38.65	98	BLACK		2-1734774-2
										WHITE		2-1734774-1
3.85				21.35	20	23.15	39	21.65	64	BLACK		2-1734774-0
										WHITE		1-1734774-9
2.55				7.35	6	9.15	25	7.65	36	BLACK		1-1734774-8
										WHITE		1-1734774-7
8.7				71.35	70	73.15	89	71.65	164	BLACK	15u"	1-1734774-6
											G/F	1-1734774-5
										WHITE	15u"	1-1734774-4
											G/F	1-1734774-3
5.45				38.35	37	40.15	56	38.65	98	BLACK	15u"	1-1734774-2
											G/F	1-1734774-1
										WHITE	15u"	1-1734774-0
											G/F	1734774-9
3.85				21.35	20	23.15	39	21.65	64	BLACK	15u"	1734774-8
											G/F	1734774-7
										WHITE	15u"	1734774-6
											G/F	1734774-5
2.55				7.35	6	9.15	25	7.65	36	BLACK	15u"	1734774-4
											G/F	1734774-3
										WHITE	15u"	1734774-2
											G/F	1734774-1

WEIGHT(g)	PCI-E COMPLIANCE	HOUSING MATERIAL	DIM. L	DIM. E	DIM. D	DIM. C	DIM. B	DIM. A	POS.	HOUSING COLOR	MIN. GOLD THICKNESS	PART NUMBER
8.8	GEN II	PA46	2.30	71.35	70	73.15	89	71.65	164	BLACK	30u"	9-1734774-7
										WHITE		9-1734774-6
5.5				38.35	37	40.15	56	38.65	98	BLACK		9-1734774-5
										WHITE		9-1734774-4
3.9				21.35	20	23.15	39	21.65	64	BLACK		9-1734774-3
										WHITE		9-1734774-2
2.55				7.35	6	9.15	25	7.65	36	BLACK		9-1734774-1
										WHITE		9-1734774-0
8.8				71.35	70	73.15	89	71.65	164	BLACK	15u"	8-1734774-9
											G/F	8-1734774-8
										WHITE	15u"	8-1734774-7
											G/F	8-1734774-6
5.5				38.35	37	40.15	56	38.65	98	BLACK	15u"	8-1734774-5
											G/F	8-1734774-4
										WHITE	15u"	8-1734774-3
											G/F	8-1734774-2
3.9				21.35	20	23.15	39	21.65	64	BLACK	15u"	8-1734774-1
											G/F	8-1734774-0
										WHITE	15u"	7-1734774-9
											G/F	7-1734774-8
2.55				7.35	6	9.15	25	7.65	36	BLACK	15u"	7-1734774-7
											G/F	7-1734774-6
										WHITE	15u"	7-1734774-5
											G/F	7-1734774-4
8.8			3.10	71.35	70	73.15	89	71.65	164	BLACK	30u"	7-1734774-3
										WHITE		7-1734774-2
5.5				38.35	37	40.15	56	38.65	98	BLACK		7-1734774-1
										WHITE		7-1734774-0
3.9				21.35	20	23.15	39	21.65	64	BLACK		6-1734774-9
										WHITE		6-1734774-8
2.55				7.35	6	9.15	25	7.65	36	BLACK		6-1734774-7
										WHITE		6-1734774-6
8.8				71.35	70	73.15	89	71.65	164	BLACK	15u"	6-1734774-5
											G/F	6-1734774-4
										WHITE	15u"	6-1734774-3
											G/F	6-1734774-2
5.5				38.35	37	40.15	56	38.65	98	BLACK	15u"	6-1734774-1
											G/F	6-1734774-0
										WHITE	15u"	5-1734774-9
											G/F	5-1734774-8
3.9				21.35	20	23.15	39	21.65	64	BLACK	15u"	5-1734774-7
											G/F	5-1734774-6
										WHITE	15u"	5-1734774-5
											G/F	5-1734774-4
2.55				7.35	6	9.15	25	7.65	36	BLACK	15u"	5-1734774-3
											G/F	5-1734774-2
										WHITE	15u"	5-1734774-1
											G/F	5-1734774-0

THIS DRAWING IS A CONTROLLED DOCUMENT.

DIMENSIONS: MM

TOLERANCES UNLESS OTHERWISE SPECIFIED:

0 PLC	± –
1 PLC	± 0.3
2 PLC	± 0.2
3 PLC	± 0.15
4 PLC	± –
ANGLES	± 3°

MATERIAL –

FINISH –

DWN B. HSING 15JUL2009
CHK S. CHIEN 15JUL2009
APVD W. KODAMA 15JUL2009
PRODUCT SPEC 108-57871
APPLICATION SPEC –
WEIGHT –

TE Connectivity

NAME PCI EXPRESS CARD EDGE CONNECTOR VERTICAL, DIP TYPE, 3GIO

SIZE A3 | CAGE CODE 00779 | DRAWING NO C-1734774 | RESTRICTED TO –

CUSTOMER DRAWING | SCALE – | SHEET 1 OF 5 | REV G

THIS DRAWING IS UNPUBLISHED. RELEASED FOR PUBLICATION AUG ,2006.
© COPYRIGHT – BY TYCO ELECTRONICS CORPORATION. ALL RIGHTS RESERVED.

LOC	DIST
DW	–

REVISIONS

P	LTR	DESCRIPTION	DATE	DWN	APVD
	–	SEE SHEET 1	–	–	–

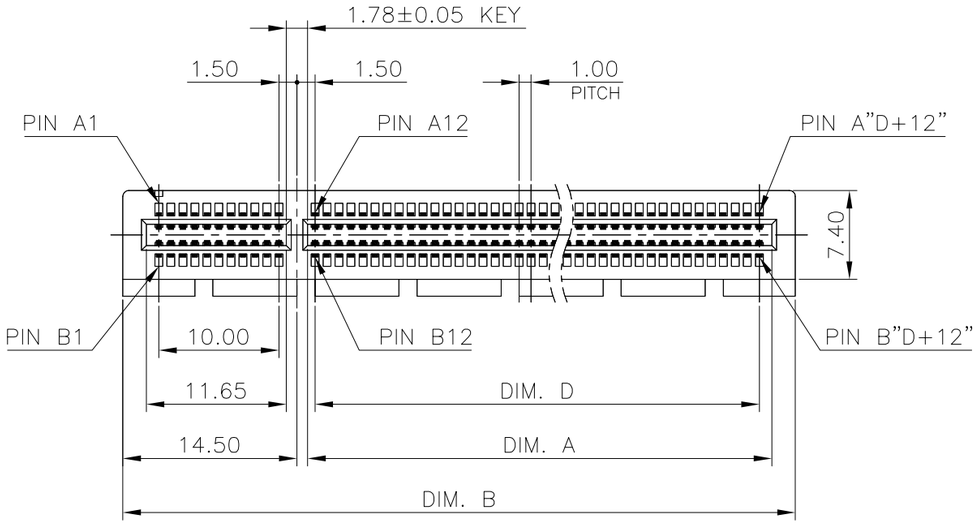

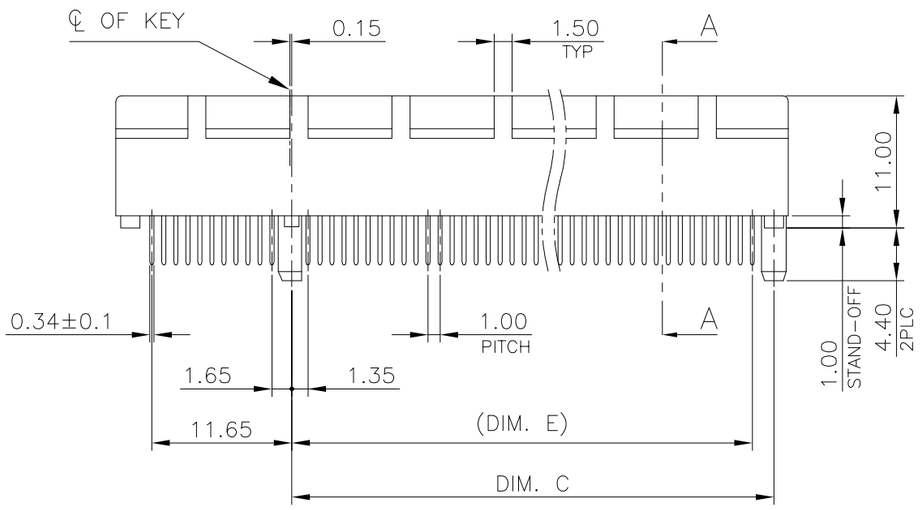

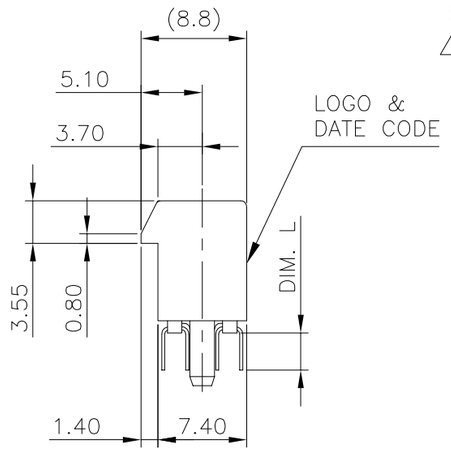

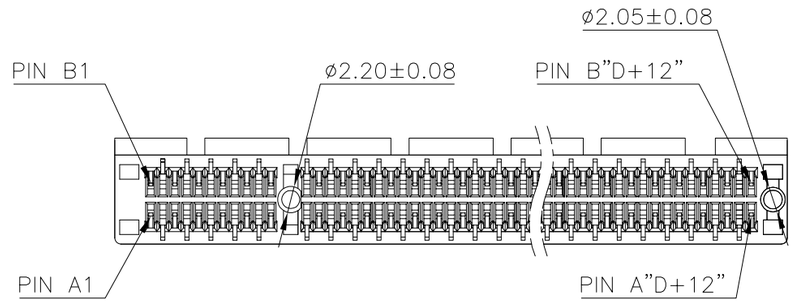

NOTES:

1. MATERIAL:
   1.1 HOUSING: 1.PA46 WITH 40% G.F, UL94 V–0, COLOR: SEE TABLE.
   2.PA9T WITH 30% GF, UL94 V–0, COLOR: SEE TABLE.
   1.2 CONTACT: PHOSPHOR BRONZE
2. FINISH:
   CONTACT: (SEE TABLE) GOLD PLATING ON CONTACT AREA.
   2.54um [100u"] MIN. MATTE–TIN PALTING ON SOLDER TAIL AREA.
   1.27um [50u"] MIN. NICKEL UNDERPLATING OVERALL.
3. CONNECTOR HAS MET THE REQUIREMENTS
   PER PCI EXPRESS GEN 2 TECHNICAL DOCUMENT.
4. WEIGHT:
   36 POS.: 2.55 GRAMS; 64 POS.: 3.90 GRAMS
   98 POS.: 5.50 GRAMS; 164 POS.: 8.80 GRAMS
5. WAVE SOLDER CAPABLE TO 265°C PER TEST SPEC. 109–202 CONDITION B.
6. REFLOW SOLDER CAPABLE TO 260°C PER TEST SPEC. 109–201 CONDITION B.
   (REFLOW SOLDERING PLEASE USE PN : 1734774–1 TO 4–1734774–8)

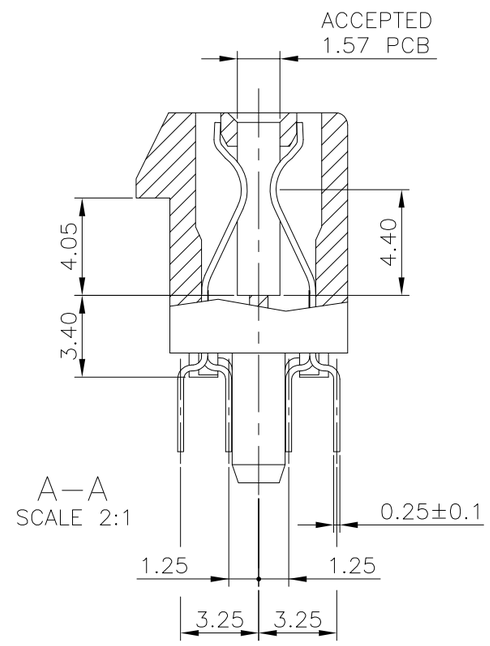

THIS DRAWING IS A CONTROLLED DOCUMENT.		DWN –	TE Connectivity
		CHK –	
DIMENSIONS: MM	TOLERANCES UNLESS OTHERWISE SPECIFIED:	APVD –	NAME
	0 PLC ± –	PRODUCT SPEC –	PCI EXPRESS CARD EDGE CONNECTOR VERTICAL, DIP TYPE, 3GIO
	1 PLC ± 0.3		
	2 PLC ± 0.2		
	3 PLC ± 0.15	APPLICATION SPEC –	SIZE A3 / CAGE CODE 00779 / DRAWING NO C–1734774 / RESTRICTED TO –
	4 PLC ± –		
	ANGLES ± 3°		
MATERIAL SEE NOTE	FINISH SEE NOTE	WEIGHT SEE NOTE 4	
		CUSTOMER DRAWING	SCALE – / SHEET 2 OF 5 / REV G

THIS DRAWING IS UNPUBLISHED. RELEASED FOR PUBLICATION AUG ,2006.
© COPYRIGHT – BY TYCO ELECTRONICS CORPORATION. ALL RIGHTS RESERVED.

LOC	DIST
DW	–

REVISIONS

P	LTR	DESCRIPTION	DATE	DWN	APVD
		SEE SHEET 1.			

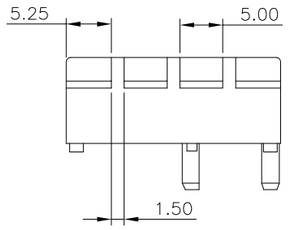

PN X–1 TO 4–X–8
(PA9T TYPE)

36 POS.

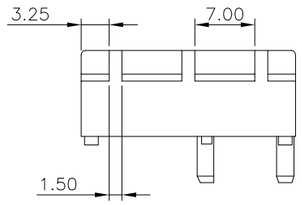

PN 5–X–0 TO 9–X–7
(PA46 TYPE)

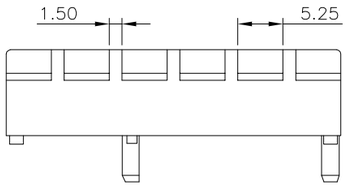

64 POS.

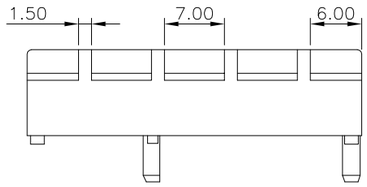

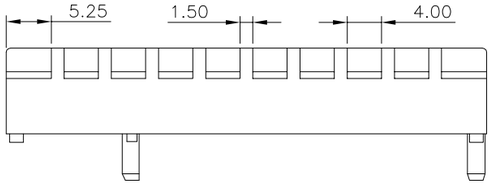

98 POS.

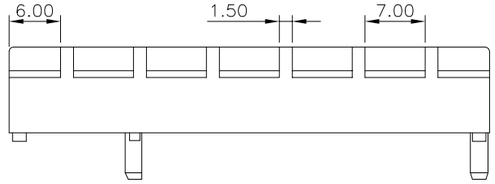

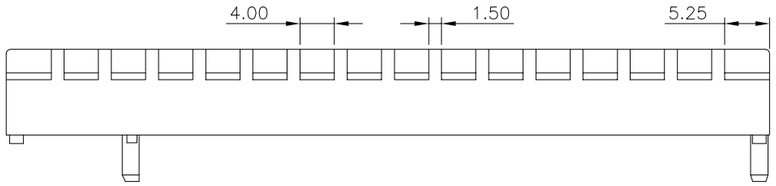

164 POS.

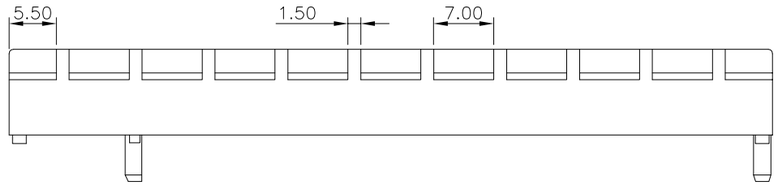

THIS DRAWING IS A CONTROLLED DOCUMENT.

DIMENSIONS: MM

TOLERANCES UNLESS OTHERWISE SPECIFIED:

0 PLC	± –
1 PLC	± 0.25
2 PLC	± 0.25
3 PLC	± 0.25
4 PLC	± –
ANGLES	± –

MATERIAL –

FINISH –

DWN –
CHK –
APVD –
PRODUCT SPEC –
APPLICATION SPEC –
WEIGHT –

TE Connectivity

NAME
PCI EXPRESS CARD EDGE CONNECTOR
VERTICAL, DIP TYPE, 3GIO

SIZE	CAGE CODE	DRAWING NO	RESTRICTED TO
A3	00779	C-1734774	–

CUSTOMER DRAWING

SCALE	SHEET	REV
–	3 OF 5	G

THIS DRAWING IS UNPUBLISHED. RELEASED FOR PUBLICATION AUG ,2006.
© COPYRIGHT – BY TYCO ELECTRONICS CORPORATION. ALL RIGHTS RESERVED.

LOC	DIST
DW	–

REVISIONS

P	LTR	DESCRIPTION	DATE	DWN	APVD
		SEE SHEET 1.			

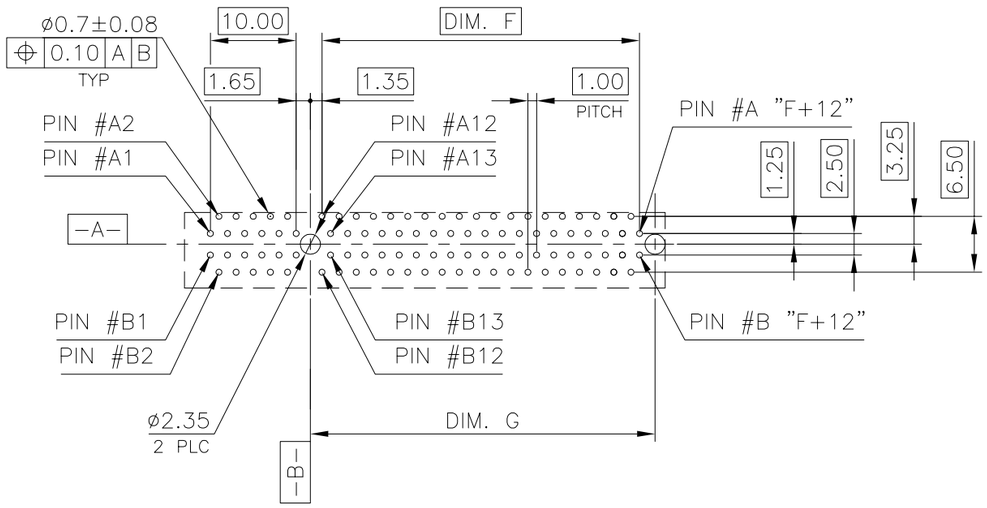

RECOMMENDED PCB LAYOUT

TOLERANCE: ±0.05
FOR DIM.L=3.1mm PCB THICKNESS: 2.4mm
FOR DIM.L=2.3mm PCB THICKNESS: 1.6mm

ADD–IN CARD EDGE–FINGER DIMENSIONS

NOTES:
CHAMFER EDGE MUST BE FREE OF CUTTING BURRS

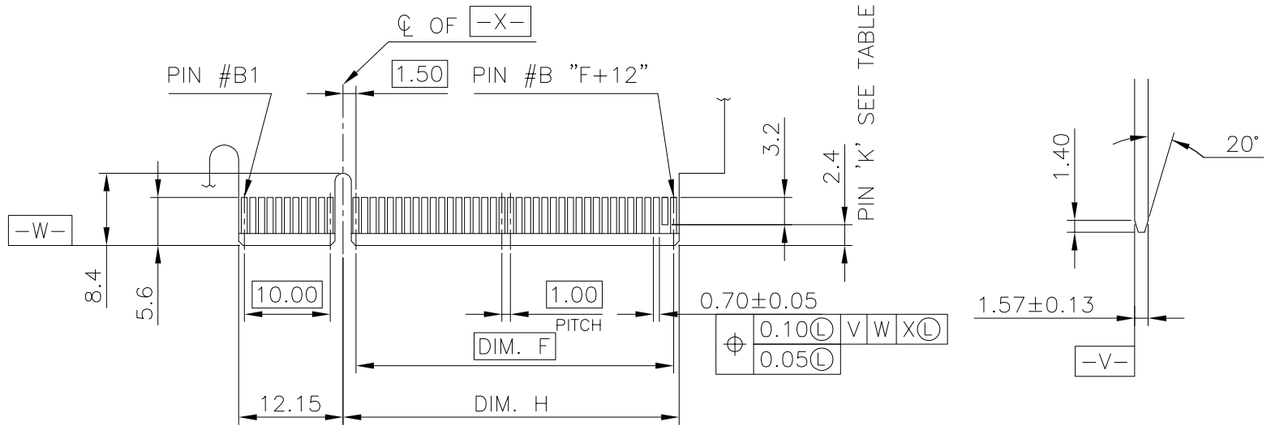

← I/O PANEL DIRECTION
PRIMARY (COMPONENT) SIDE

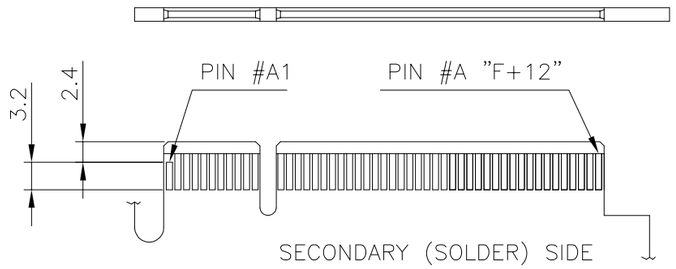

SECONDARY (SOLDER) SIDE

POS.	DIM. F	DIM. G	DIM. H	"K"
164	70.0	73.15	72.15	A1, B17, B31, B48, B81
98	37.0	40.15	39.15	A1, B17, B31, B48
64	20.0	23.15	22.15	A1, B17, B31
36	6.0	9.15	8.15	A1, B17

THIS DRAWING IS A CONTROLLED DOCUMENT.

DIMENSIONS: MM

TOLERANCES UNLESS OTHERWISE SPECIFIED:
0 PLC ± –
1 PLC ± –
2 PLC ± –
3 PLC ± –
4 PLC ± –
ANGLES ± –

MATERIAL –
FINISH –

DWN –
CHK –
APVD –
PRODUCT SPEC –
APPLICATION SPEC –
WEIGHT –

TE Connectivity

NAME
PCI EXPRESS CARD EDGE CONNECTOR
VERTICAL, DIP TYPE, 3GIO

SIZE	CAGE CODE	DRAWING NO	RESTRICTED TO
A3	00779	C-1734774	–

CUSTOMER DRAWING | SCALE – | SHEET 4 OF 5 | REV G

THIS DRAWING IS UNPUBLISHED. RELEASED FOR PUBLICATION AUG ,2006.
© COPYRIGHT – BY TYCO ELECTRONICS CORPORATION. ALL RIGHTS RESERVED.

LOC	DIST
DW	–

REVISIONS

P	LTR	DESCRIPTION	DATE	DWN	APVD
		SEE SHEET 1.			

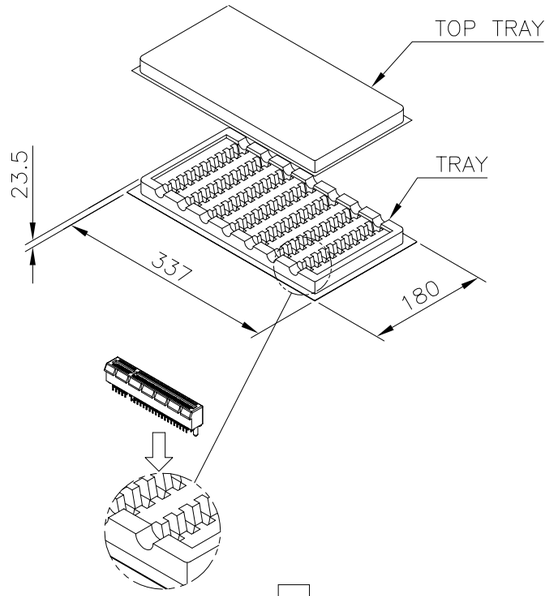

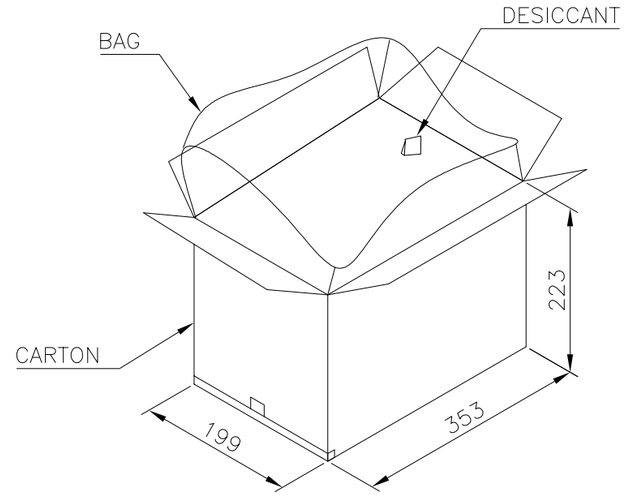

NOTES :
1. MATERIAL :
   TRAY : PVC, COLOR: TRANSPARENT.
   CARTON: CORRUGATED FIBER
   BOX: CORRUGATED FIBER
2. DIMENSION :
   TRAY: SEE DRAWING
   CARTON: SEE DRAWING
   BOX : SEE DRAWING
3. QUANTITY : SEE TABLE
4. WEIGHT : SEE TABLE

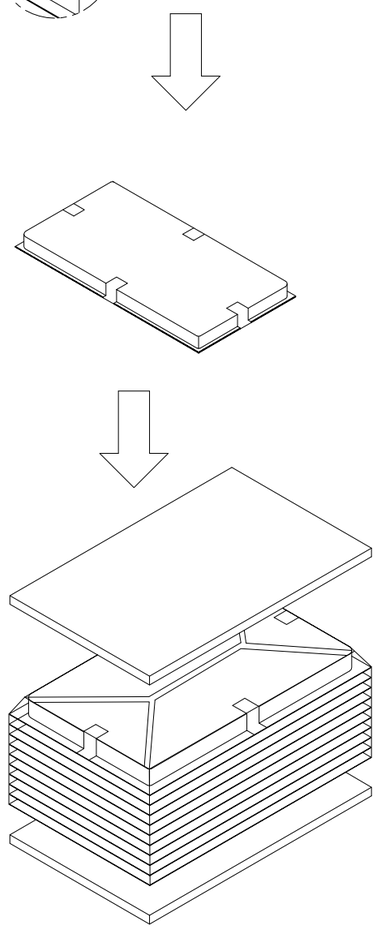

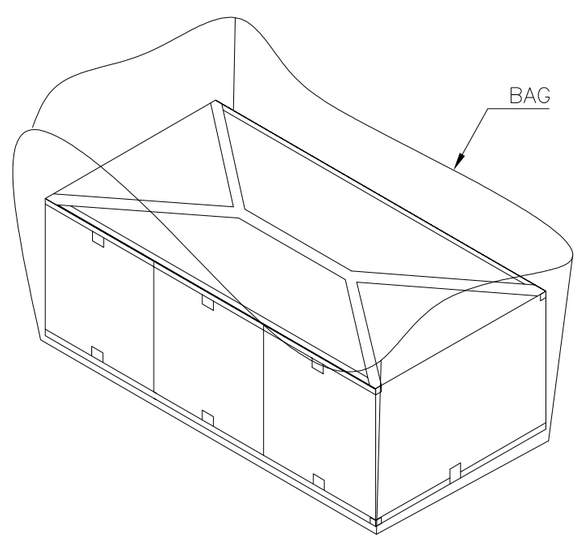

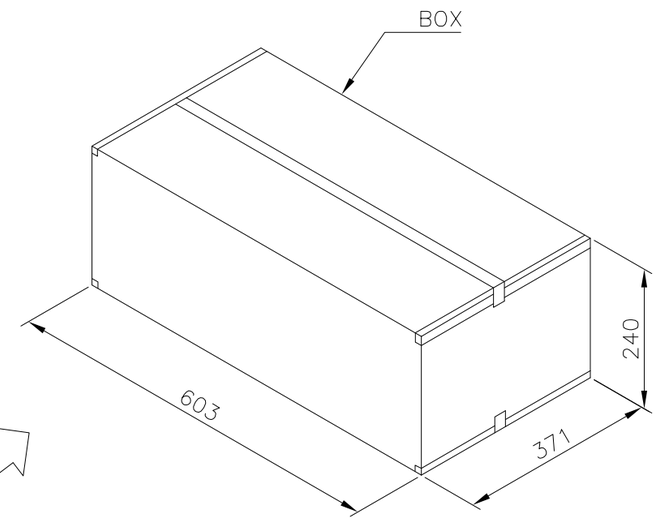

10.2 Kg	8.2 Kg	30	10	3	900	164
9.0 Kg	7.0 Kg	40	10	3	1200	98
8.5 Kg	6.5 Kg	60	10	3	1800	64
7.6 Kg	5.6 Kg	70	10	3	2100	36
GROSS WEIGHT	NET WEIGHT	PCS/ TRAY	TRAY/ CARTON	CARTON/ BOX	PCS/ BOX	POS.

THIS DRAWING IS A CONTROLLED DOCUMENT.

DIMENSIONS: MM

TOLERANCES UNLESS OTHERWISE SPECIFIED:
0 PLC ± –
1 PLC ± –
2 PLC ± –
3 PLC ± –
4 PLC ± –
ANGLES ± –

MATERIAL –
FINISH –

DWN –
CHK –
APVD –
PRODUCT SPEC –
APPLICATION SPEC –
WEIGHT –

TE Connectivity

NAME
PCI EXPRESS CARD EDGE CONNECTOR
VERTICAL, DIP TYPE, 3GIO

SIZE	CAGE CODE	DRAWING NO	RESTRICTED TO
A3	00779	C-1734774	–

CUSTOMER DRAWING | SCALE – | SHEET 5 OF 5 | REV G

OCEAN CHIPS
Океан Электроники
Поставка электронных компонентов

Компания «Океан Электроники» предлагает заключение долгосрочных отношений при поставках импортных электронных компонентов на взаимовыгодных условиях!

Наши преимущества:

- Поставка оригинальных импортных электронных компонентов напрямую с производств Америки, Европы и Азии, а так же с крупнейших складов мира;
- Широкая линейка поставок активных и пассивных импортных электронных компонентов (более 30 млн. наименований);
- Поставка сложных, дефицитных, либо снятых с производства позиций;
- Оперативные сроки поставки под заказ (от 5 рабочих дней);
- Экспресс доставка в любую точку России;
- Помощь Конструкторского Отдела и консультации квалифицированных инженеров;
- Техническая поддержка проекта, помощь в подборе аналогов, поставка прототипов;
- Поставка электронных компонентов под контролем ВП;
- Система менеджмента качества сертифицирована по Международному стандарту ISO 9001;
- При необходимости вся продукция военного и аэрокосмического назначения проходит испытания и сертификацию в лаборатории (по согласованию с заказчиком);
- Поставка специализированных компонентов военного и аэрокосмического уровня качества (Xilinx, Altera, Analog Devices, Intersil, Interpoint, Microsemi, Actel, Aeroflex, Peregrine, VPT, Syfer, Eurofarad, Texas Instruments, MS Kennedy, Miteq, Cobham, E2V, MA-COM, Hittite, Mini-Circuits, General Dynamics и др.);

Компания «Океан Электроники» является официальным дистрибьютором и эксклюзивным представителем в России одного из крупнейших производителей разъемов военного и аэрокосмического назначения **«JONHON»**, а так же официальным дистрибьютором и эксклюзивным представителем в России производителя высокотехнологичных и надежных решений для передачи СВЧ сигналов **«FORSTAR»**.

AVIC JONHON

«JONHON» (основан в 1970 г.)

Разъемы специального, военного и аэрокосмического назначения:

(Применяются в военной, авиационной, аэрокосмической, морской, железнодорожной, горно- и нефтедобывающей отраслях промышленности)

«FORSTAR» (основан в 1998 г.)

ВЧ соединители, коаксиальные кабели, кабельные сборки и микроволновые компоненты:

(Применяются в телекоммуникациях гражданского и специального назначения, в средствах связи, РЛС, а так же военной, авиационной и аэрокосмической отраслях промышленности).

FORSTAR®

Телефон: 8 (812) 309-75-97 (многоканальный)
Факс: 8 (812) 320-03-32
Электронная почта: ocean@oceanchips.ru
Web: http://oceanchips.ru/
Адрес: 198099, г. Санкт-Петербург, ул. Калинина, д. 2, корп. 4, лит. А