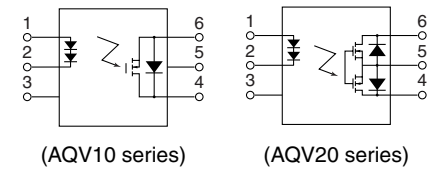



**DIP6-pin type
with wide variation
Low on-resistance**

**PhotoMOS[®]
HF 1 Form A
(AQV100, 200)**



RoHS compliant

TYPES

1. DC type (AQV10 series)

	Output rating*		Package	Part No.				Packing quantity	
				Through hole terminal	Surface-mount terminal		Tube	Tape and reel	
	Load voltage	Load current			Tube packing style	Tape and reel packing style			
					Picked from the 1/2/3-pin side	Picked from the 4/5/6-pin side			
DC only	40 V	700 mA	DIP6-pin	AQV101	AQV101A	AQV101AX	AQV101AZ	1 tube contains: 50 pcs. 1 batch contains: 500 pcs.	1,000 pcs
	60 V	600 mA		AQV102	AQV102A	AQV102AX	AQV102AZ		
	250 V	300 mA		AQV103	AQV103A	AQV103AX	AQV103AZ		
	400 V	180 mA		AQV104	AQV104A	AQV104AX	AQV104AZ		

*Indicate the peak AC and DC values.

Note: The surface mount terminal indicator "A" and the packing style indicator "X" or "Z" are not marked on the device.

2. AC/DC type (AQV20 series)

	Output rating*		Package	Part No.				Packing quantity	
				Through hole terminal	Surface-mount terminal		Tube	Tape and reel	
	Load voltage	Load current			Tube packing style	Tape and reel packing style			
					Picked from the 1/2/3-pin side	Picked from the 4/5/6-pin side			
AC/DC dual use	40 V	500 mA	DIP6-pin	AQV201	AQV201A	AQV201AX	AQV201AZ	1 tube contains: 50 pcs. 1 batch contains: 500 pcs.	1,000 pcs
	60 V	400 mA		AQV202	AQV202A	AQV202AX	AQV202AZ		
	250 V	200 mA		AQV203	AQV203A	AQV203AX	AQV203AZ		
	400 V	150 mA		AQV204	AQV204A	AQV204AX	AQV204AZ		

*Indicate the peak AC and DC values.

Note: The surface mount terminal indicator "A" and the packing style indicator "X" or "Z" are not marked on the device.

RATING

1. DC type

1) Absolute maximum ratings (Ambient temperature: 25°C 77°F)

Item		Symbol	AQV101(A)	AQV102(A)	AQV103(A)	AQV104(A)	Remarks
Input	LED forward current	I _F	50 mA				
	LED reverse voltage	V _R	10 V				
	Peak forward current	I _{FP}	1 A				f = 100 Hz, Duty factor = 0.1%
	Power dissipation	P _{in}	150 mW				
Output	Load voltage (DC)	V _L	40 V	60 V	250 V	400 V	
	Continuous load current (DC)	I _L	0.7 A	0.6 A	0.3 A	0.18 A	
	Peak load current	I _{peak}	1.8 A	1.5 A	0.6 A	0.5 A	100 ms (1 shot)
	Power dissipation	P _{out}	360 mW				
Total power dissipation		P _T	410 mW				
I/O isolation voltage		V _{iso}	1,500 V (AC)				
Temperature limits	Operating	T _{opr}	-40°C to +85°C -40°F to +185°F				Non-condensing at low temperatures
	Storage	T _{stg}	-40°C to +100°C -40°F to +212°F				

2) Electrical characteristics (Ambient temperature: 25°C 77°F)

Item			Symbol	AQV101(A)	AQV102(A)	AQV103(A)	AQV104(A)	Condition
Input	LED operate current	Typical	I _{Fon}	2.3 mA				I _L = Max.
		Maximum		5 mA				
	LED turn off current	Minimum	I _{Foff}	0.8 mA				I _L = Max.
		Typical		2.2 mA				
LED dropout voltage	Typical	V _F	2.3 V				I _F = 10 mA	
	Maximum		3 V					
Output	On resistance	Typical	R _{on}	0.3 Ω	0.37 Ω	2.7 Ω	6.3 Ω	I _F = 10 mA I _L = Max. Within 1 s on time
		Maximum		0.5 Ω	0.7 Ω	4 Ω	8 Ω	
	Off state leakage current	Maximum	I _{Leak}	1 μA				I _F = 0 mA, V _L = Max.
Transfer characteristics	Turn on time*	Typical	T _{on}	0.23 ms	0.22 ms	0.13 ms	0.09 ms	I _F = 10 mA I _L = Max.
		Maximum		1 ms				
	Turn off time*	Typical	T _{off}	0.07 ms				I _F = 10 mA I _L = Max.
		Maximum		1 ms				
	I/O capacitance	Typical	C _{iso}	1.3 pF				f = 1 MHz V _B = 0 V
		Maximum		3 pF				
Initial I/O isolation resistance	Minimum	R _{iso}	1,000 MΩ				500 V DC	

2. AC/DC type

1) Absolute maximum ratings (Ambient temperature: 25°C 77°F)

Item		Symbol	Type of connection	AQV201(A)	AQV202(A)	AQV203(A)	AQV204(A)	Remarks	
Input	LED forward current	I _F	/	50 mA					
	LED reverse voltage	V _R		10 V					
	Peak forward current	I _{FP}		1 A				f = 100 Hz, Duty factor = 0.1%	
	Power dissipation	P _{in}		150 mW					
Output	Load voltage (peak AC)	V _L	/	40 V	60 V	250 V	400 V		
	Continuous load current	I _L		A	0.5 A	0.4 A	0.2 A	0.15 A	A connection: Peak AC, DC B, C connection: DC
				B	0.7 A	0.6 A	0.3 A	0.18 A	
				C	1.0 A	0.8 A	0.4 A	0.25 A	
	Peak load current	I _{peak}		1.8 A	1.5 A	0.6 A	0.5 A	A connection 100 ms (1 shot) V _L = DC	
	Power dissipation	P _{out}		360 mW					
Total power dissipation		P _T	410 mW						
I/O isolation voltage		V _{iso}	1,500 V AC						
Temperature limits	Operating	T _{opr}	-40°C to +85°C -40°F to +185°F				Non-condensing at low temperature		
	Storage	T _{stg}	-40°C to +100°C -40°F to +212°F						

HF 1 Form A (AQV100, 200)

2) Electrical characteristics (Ambient temperature: 25°C 77°F)

Item		Symbol	Type of connection	AQV201(A)	AQV202(A)	AQV203(A)	AQV204(A)	Remarks		
Input	LED operate current	Typical	I _{Fon}	2.4 mA				I _L = Max.		
		Maximum		5 mA						
	LED turn off current	Minimum	I _{Foff}	0.8 mA				I _L = Max.		
		Typical		2.2 mA						
LED dropout voltage	Typical	V _F	2.3 V				I _F = 10 mA			
	Maximum		3 V							
Output	On resistance	Typical	R _{on}	A	0.6 Ω	0.74 Ω	5.5 Ω	12.4 Ω	I _F = 10 mA I _L = Max. Within 1 s on time	
		Maximum			1 Ω	1.4 Ω	8 Ω	16 Ω		
		Typical	R _{on}	B	0.3 Ω	0.37 Ω	2.7 Ω	6.2 Ω	I _F = 10 mA I _L = Max. Within 1 s on time	
		Maximum			0.5 Ω	0.7 Ω	4 Ω	8 Ω		
			Typical	R _{on}	C	0.15 Ω	0.18 Ω	1.4 Ω	3.1 Ω	I _F = 10 mA I _L = Max. Within 1 s on time
			Maximum			0.25 Ω	0.35 Ω	2 Ω	4 Ω	
	Off state leakage current		Maximum	I _{Leak}	1 μA				I _F = 0 mA, V _L = Max.	
	Transfer characteristics	Turn on time*	Typical	T _{on}	0.38 ms	0.41 ms	0.21 ms	0.18 ms	I _F = 10 mA I _L = Max.	
Maximum			1 ms							
Turn off time*		Typical	T _{off}	0.08 ms		0.07 ms		I _F = 10 mA I _L = Max.		
		Maximum		1 ms						
I/O capacitance		Typical	C _{iso}	1.3 pF				f = 1 MHz V _B = 0 V		
	Maximum	3 pF								
Initial I/O isolation resistance		Minimum	R _{iso}	1,000 MΩ				500 V DC		

*Turn on/Turn off time



RECOMMENDED OPERATING CONDITIONS

Please obey the following conditions to ensure proper device operation and resetting.

Item	Symbol	Recommended value	Unit
Input LED current	I _F	10	mA

■ For Dimensions.

■ For Schematic and Wiring Diagrams.

■ For Cautions for Use.

■ These products are not designed for automotive use.

If you are considering to use these products for automotive applications, please contact your local Panasonic Corporation technical representative.

For more information.

REFERENCE DATA

1.-(1) Load current vs. ambient temperature characteristics (DC type)

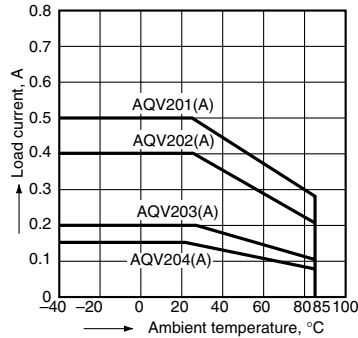
Allowable ambient temperature: -40°C to $+85^{\circ}\text{C}$
 -40°F to $+185^{\circ}\text{F}$



1.-(2) Load current vs. ambient temperature characteristics (AC/DC type)

Allowable ambient temperature: -40°C to $+85^{\circ}\text{C}$
 -40°F to $+185^{\circ}\text{F}$

Type of connection: A



2.-(1) On resistance vs. ambient temperature characteristics (DC type: AQV101, AQV102)

LED current: 10 mA;
 Continuous load current: Max. (DC)



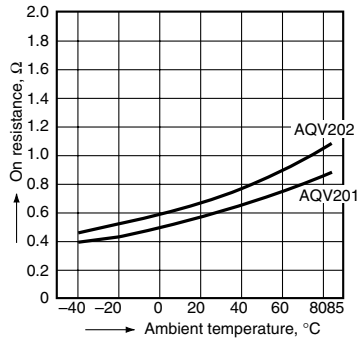
2.-(2) On resistance vs. ambient temperature characteristics (DC type: AQV103, AQV104)

LED current: 10 mA;
 Continuous load current: Max. (DC)



2.-(3) On resistance vs. ambient temperature characteristics (AC/DC type: AQV201, AQV202)

Measured portion: between terminals 4 and 6;
 LED current: 10 mA;
 Continuous load current: Max. (DC)



2.-(4) On resistance vs. ambient temperature characteristics (AC/DC type: AQV203, AQV204)

Measured portion: between terminals 4 and 6;
 LED current: 10 mA;
 Continuous load current: Max. (DC)



3.-(1) Turn on time vs. ambient temperature characteristics (DC type)

LED current: 10 mA;
 Load voltage: Max. (DC);
 Continuous load current: Max. (DC)



3.-(2) Turn on time vs. ambient temperature characteristics (AC/DC type)

LED current: 10 mA;
 Load voltage: Max. (DC);
 Continuous load current: Max. (DC)



4.-(1) Turn off time vs. ambient temperature characteristics (DC type)

LED current: 10 mA;
 Load voltage: Max. (DC);
 Continuous load current: Max. (DC)



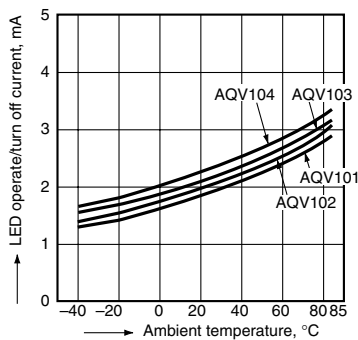
4.-(2) Turn off time vs. ambient temperature characteristics (AC/DC type)

LED current: 10 mA; Load voltage: Max. (DC);
 Continuous load current: Max. (DC)



5.-(1) LED operate/turn off current vs. ambient temperature characteristics (DC type)

Load voltage: Max. (DC);
 Continuous load current: Max. (DC)



5.-(2) LED operate/turn off current vs. ambient temperature characteristics (AC/DC type)

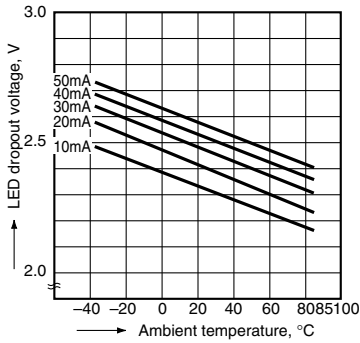
Load voltage: Max. (DC);
 Continuous load current: Max. (DC)



HF 1 Form A (AQV100, 200)

6. LED dropout voltage vs. ambient temperature characteristics

Sample: AQV202
LED current: 10 to 50 mA



7.-(1) Current vs. voltage characteristics of output at MOS portion (DC type)

Ambient temperature: 25°C 77°F



7.-(2) Current vs. voltage characteristics of output at MOS portion (AC/DC type)

Measured portion: between terminals 4 and 6;
Ambient temperature: 25°C 77°F



8. Off state leakage current vs. load voltage characteristics

Sample: AQV204;
Measured portion: between terminals 4 and 6;
Ambient temperature: 25°C 77°F



9.-(1) Turn on time vs. LED forward current characteristics (DC type)

Load voltage: Max. (DC);
Continuous load current: Max. (DC);
Ambient temperature: 25°C 77°F



9.-(2) Turn on time vs. LED forward current characteristics (AC/DC type)

Measured portion: between terminals 4 and 6;
Load voltage: Max. (DC);
Continuous load current: Max. (DC);
Ambient temperature: 25°C 77°F



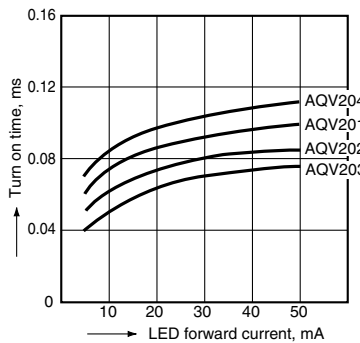
10.-(1) Turn off time vs. LED forward current characteristics (DC type)

Load voltage: Max. (DC);
Continuous load current: Max. (DC);
Ambient temperature: 25°C 77°F



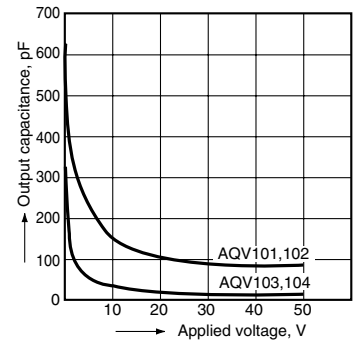
10.-(2) Turn off time vs. LED forward current characteristics (AC/DC type)

Measured portion: between terminals 4 and 6;
Load voltage: Max. (DC);
Continuous load current: Max. (DC);
Ambient temperature: 25°C 77°F



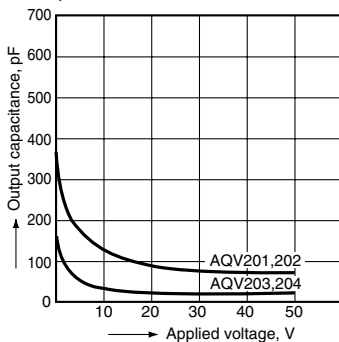
11.-(1) Output capacitance vs. applied voltage characteristics (DC type)

Frequency: 1 MHz;
Ambient temperature: 25°C 77°F



11.-(2) Output capacitance vs. applied voltage characteristics (AC/DC type)

Measured portion: between terminals 4 and 6;
Frequency: 1 MHz;
Ambient temperature: 25°C 77°F



Mouser Electronics

Authorized Distributor

Click to View Pricing, Inventory, Delivery & Lifecycle Information:

Panasonic:

[AQV101A](#) [AQV101AZ](#) [AQV201AZ](#) [AQV204](#) [AQV202AX](#) [AQV101AX](#) [AQV102AX](#) [AQV102AZ](#) [AQV103](#) [AQV103A](#)
[AQV103AX](#) [AQV103AZ](#) [AQV104](#) [AQV104A](#) [AQV104AX](#) [AQV104AZ](#) [AQV201AX](#) [AQV202AZ](#) [AQV203](#) [AQV203A](#)
[AQV203AX](#) [AQV203AZ](#) [AQV204A](#) [AQV204AX](#) [AQV204AZ](#)

Компания «Океан Электроники» предлагает заключение долгосрочных отношений при поставках импортных электронных компонентов на взаимовыгодных условиях!

Наши преимущества:

- Поставка оригинальных импортных электронных компонентов напрямую с производств Америки, Европы и Азии, а так же с крупнейших складов мира;
- Широкая линейка поставок активных и пассивных импортных электронных компонентов (более 30 млн. наименований);
- Поставка сложных, дефицитных, либо снятых с производства позиций;
- Оперативные сроки поставки под заказ (от 5 рабочих дней);
- Экспресс доставка в любую точку России;
- Помощь Конструкторского Отдела и консультации квалифицированных инженеров;
- Техническая поддержка проекта, помощь в подборе аналогов, поставка прототипов;
- Поставка электронных компонентов под контролем ВП;
- Система менеджмента качества сертифицирована по Международному стандарту ISO 9001;
- При необходимости вся продукция военного и аэрокосмического назначения проходит испытания и сертификацию в лаборатории (по согласованию с заказчиком);
- Поставка специализированных компонентов военного и аэрокосмического уровня качества (Xilinx, Altera, Analog Devices, Intersil, Interpoint, Microsemi, Actel, Aeroflex, Peregrine, VPT, Syfer, Eurofarad, Texas Instruments, MS Kennedy, Miteq, Cobham, E2V, MA-COM, Hittite, Mini-Circuits, General Dynamics и др.);

Компания «Океан Электроники» является официальным дистрибьютором и эксклюзивным представителем в России одного из крупнейших производителей разъемов военного и аэрокосмического назначения «JONHON», а так же официальным дистрибьютором и эксклюзивным представителем в России производителя высокотехнологичных и надежных решений для передачи СВЧ сигналов «FORSTAR».



JONHON

«JONHON» (основан в 1970 г.)

Разъемы специального, военного и аэрокосмического назначения:

(Применяются в военной, авиационной, аэрокосмической, морской, железнодорожной, горно- и нефтедобывающей отраслях промышленности)

«FORSTAR» (основан в 1998 г.)

ВЧ соединители, коаксиальные кабели, кабельные сборки и микроволновые компоненты:

(Применяются в телекоммуникациях гражданского и специального назначения, в средствах связи, РЛС, а так же военной, авиационной и аэрокосмической отраслях промышленности).



Телефон: 8 (812) 309-75-97 (многоканальный)

Факс: 8 (812) 320-03-32

Электронная почта: ocean@oceanchips.ru

Web: <http://oceanchips.ru/>

Адрес: 198099, г. Санкт-Петербург, ул. Калинина, д. 2, корп. 4, лит. А