

RF/Microwave COG (NP0) Capacitors (RoHS)



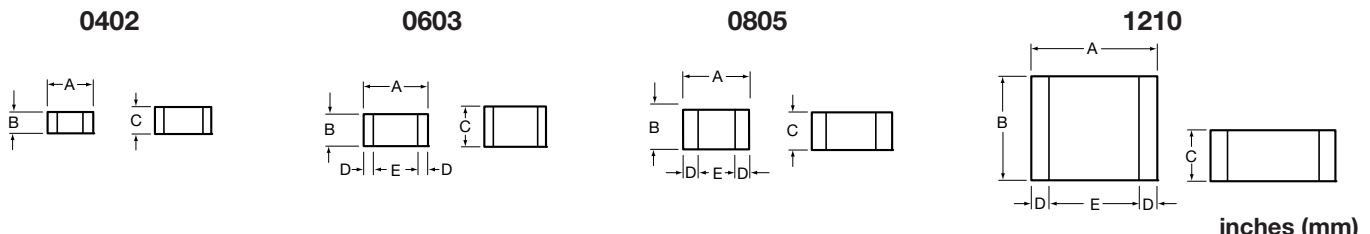
Ultra Low ESR, "U" Series, COG (NP0) Chip Capacitors

GENERAL INFORMATION

"U" Series capacitors are COG (NP0) chip capacitors specially designed for "Ultra" low ESR for applications in the communications market. Max ESR and effective capacitance

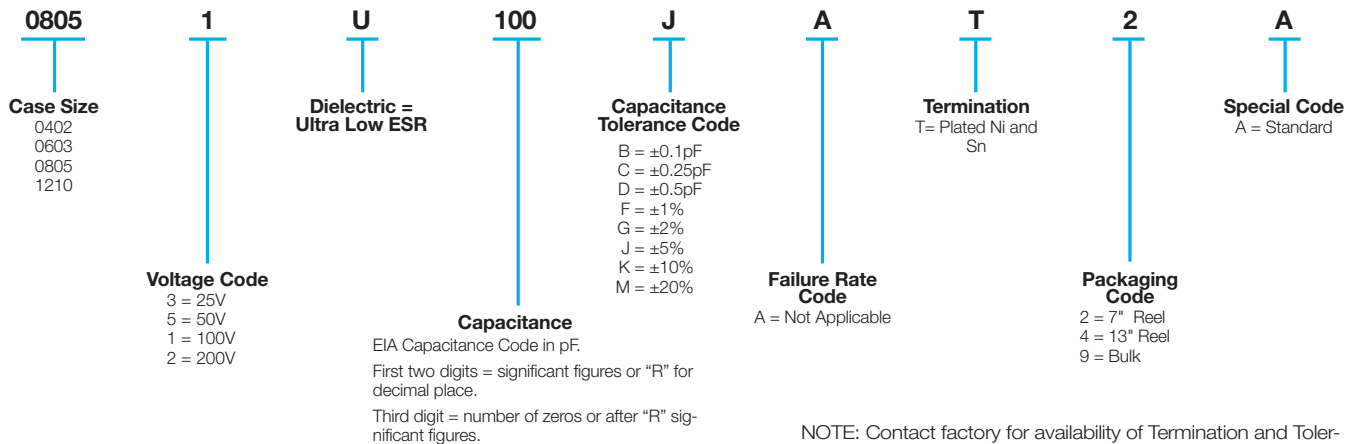
are met on each value producing lot to lot uniformity. Sizes available are EIA chip sizes 0402, 0603, 0805, and 1210.

DIMENSIONS: inches (millimeters)



| Size | A | B | C | D | E |
|------|-------------------------|-------------------------|--------------------------|---------------------------|------------------|
| 0402 | 0.039±0.004 (1.00±0.1) | 0.020±0.004 (0.50±0.1) | 0.024 (0.6) max | N/A | N/A |
| 0603 | 0.060±0.010 (1.52±0.25) | 0.030±0.010 (0.76±0.25) | 0.036 (0.91) max | 0.010±0.005 (0.25±0.13) | 0.030 (0.76) min |
| 0805 | 0.079±0.008 (2.01±0.2) | 0.049±0.008 (1.25±0.2) | 0.040±0.005 (1.02±0.127) | 0.020±0.010 (0.51±0.255) | 0.020 (0.51) min |
| 1210 | 0.126±0.008 (3.2±0.2) | 0.098±0.008 (2.49±0.2) | 0.050±0.005 (1.27±0.127) | 0.025±0.015 (0.635±0.381) | 0.040 (1.02) min |

HOW TO ORDER



NOTE: Contact factory for availability of Termination and Tolerance Options for Specific Part Numbers.

ELECTRICAL CHARACTERISTICS

Capacitance Values and Tolerances:

- Size 0402 - 0.2 pF to 22 pF @ 1 MHz
- Size 0603 - 1.0 pF to 100 pF @ 1 MHz
- Size 0805 - 1.6 pF to 160 pF @ 1 MHz
- Size 1210 - 2.4 pF to 1000 pF @ 1 MHz

Temperature Coefficient of Capacitance (TC):

0±30 ppm/°C (-55° to +125°C)

Insulation Resistance (IR):

- 10¹² Ω min. @ 25°C and rated WVDC
- 10¹¹ Ω min. @ 125°C and rated WVDC

Working Voltage (WVDC):

- Size Working Voltage
- 0402 - 50, 25 WVDC
- 0603 - 200, 100, 50 WVDC
- 0805 - 200, 100 WVDC
- 1210 - 200, 100 WVDC

Dielectric Working Voltage (DWV):

250% of rated WVDC

Equivalent Series Resistance Typical (ESR):

- 0402 - See Performance Curve, page 9
- 0603 - See Performance Curve, page 9
- 0805 - See Performance Curve, page 9
- 1210 - See Performance Curve, page 9

Marking: Laser marking EIA J marking standard

(except 0603) (capacitance code and tolerance upon request).

MILITARY SPECIFICATIONS

Meets or exceeds the requirements of MIL-C-55681



RF/Microwave C0G (NP0) Capacitors (RoHS)



Ultra Low ESR, "U" Series, C0G (NP0) Chip Capacitors

CAPACITANCE RANGE

| Cap (pF) | Available Tolerance | Size | | | |
|----------|---------------------|------|------|------|------|
| | | 0402 | 0603 | 0805 | 1210 |
| 0.2 | B,C | 50V | N/A | N/A | N/A |
| 0.3 | B,C | 50V | N/A | N/A | N/A |
| 0.4 | B,C | 50V | N/A | N/A | N/A |
| 0.5 | B,C | 50V | N/A | N/A | N/A |
| 0.6 | B,C,D | 50V | N/A | N/A | N/A |
| 0.7 | B,C,D | 50V | N/A | N/A | N/A |
| 0.8 | B,C,D | 50V | N/A | N/A | N/A |
| 0.9 | B,C,D | 50V | N/A | N/A | N/A |

| Cap (pF) | Available Tolerance | Size | | | |
|----------|---------------------|------|------|------|------|
| | | 0402 | 0603 | 0805 | 1210 |
| 1.0 | B,C,D | 50V | 200V | 200V | 200V |
| 1.1 | B,C,D | 50V | 200V | 200V | 200V |
| 1.2 | B,C,D | 50V | 200V | 200V | 200V |
| 1.3 | B,C,D | 50V | 200V | 200V | 200V |
| 1.4 | B,C,D | 50V | 200V | 200V | 200V |
| 1.5 | B,C,D | 50V | 200V | 200V | 200V |
| 1.6 | B,C,D | 50V | 200V | 200V | 200V |
| 1.7 | B,C,D | 50V | 200V | 200V | 200V |
| 1.8 | B,C,D | 50V | 200V | 200V | 200V |
| 1.9 | B,C,D | 50V | 200V | 200V | 200V |
| 2.0 | B,C,D | 50V | 200V | 200V | 200V |
| 2.1 | B,C,D | 50V | 200V | 200V | 200V |
| 2.2 | B,C,D | 50V | 200V | 200V | 200V |
| 2.4 | B,C,D | 50V | 200V | 200V | 200V |
| 2.7 | B,C,D | 50V | 200V | 200V | 200V |
| 3.0 | B,C,D | 50V | 200V | 200V | 200V |
| 3.3 | B,C,D | 50V | 200V | 200V | 200V |
| 3.6 | B,C,D | 50V | 200V | 200V | 200V |
| 3.9 | B,C,D | 50V | 200V | 200V | 200V |
| 4.3 | B,C,D | 50V | 200V | 200V | 200V |
| 4.7 | B,C,D | 50V | 200V | 200V | 200V |
| 5.1 | B,C,D | 50V | 200V | 200V | 200V |
| 5.6 | B,C,D | 50V | 200V | 200V | 200V |
| 6.2 | B,C,D | 50V | 200V | 200V | 200V |
| 6.8 | B,C,D | 50V | 200V | 200V | 200V |

| Cap (pF) | Available Tolerance | Size | | | |
|----------|---------------------|------|------|------|------|
| | | 0402 | 0603 | 0805 | 1210 |
| 7.5 | B,C,J,K,M | 50V | 200V | 200V | 200V |
| 8.2 | B,C,J,K,M | 50V | 200V | 200V | 200V |
| 9.1 | B,C,J,K,M | 50V | 200V | 200V | 200V |
| 10 | F,G,J,K,M | 50V | 200V | 200V | 200V |
| 11 | F,G,J,K,M | 50V | 200V | 200V | 200V |
| 12 | F,G,J,K,M | 50V | 200V | 200V | 200V |
| 13 | F,G,J,K,M | 50V | 200V | 200V | 200V |
| 15 | F,G,J,K,M | 50V | 200V | 200V | 200V |
| 18 | F,G,J,K,M | 50V | 200V | 200V | 200V |
| 20 | F,G,J,K,M | 50V | 200V | 200V | 200V |
| 22 | F,G,J,K,M | 50V | 200V | 200V | 200V |
| 24 | F,G,J,K,M | 50V | 200V | 200V | 200V |
| 27 | F,G,J,K,M | 50V | 200V | 200V | 200V |
| 30 | F,G,J,K,M | 50V | 200V | 200V | 200V |
| 33 | F,G,J,K,M | 50V | 200V | 200V | 200V |
| 36 | F,G,J,K,M | 50V | 200V | 200V | 200V |
| 39 | F,G,J,K,M | 50V | 200V | 200V | 200V |
| 43 | F,G,J,K,M | 50V | 200V | 200V | 200V |
| 47 | F,G,J,K,M | 50V | 200V | 200V | 200V |
| 51 | F,G,J,K,M | 50V | 200V | 200V | 200V |
| 56 | F,G,J,K,M | 50V | 200V | 200V | 200V |
| 68 | F,G,J,K,M | 50V | 200V | 200V | 200V |
| 75 | F,G,J,K,M | 50V | 200V | 200V | 200V |
| 82 | F,G,J,K,M | 50V | 200V | 200V | 200V |
| 91 | F,G,J,K,M | 50V | 200V | 200V | 200V |

| Cap (pF) | Available Tolerance | Size | | | |
|----------|---------------------|------|------|------|------|
| | | 0402 | 0603 | 0805 | 1210 |
| 100 | F,G,J,K,M | N/A | 100V | 200V | 200V |
| 110 | F,G,J,K,M | N/A | 50V | 200V | 200V |
| 120 | F,G,J,K,M | N/A | 50V | 200V | 200V |
| 130 | F,G,J,K,M | N/A | 50V | 200V | 200V |
| 140 | F,G,J,K,M | N/A | N/A | 200V | 200V |
| 150 | F,G,J,K,M | N/A | N/A | 100V | 200V |
| 160 | F,G,J,K,M | N/A | N/A | 100V | 200V |
| 180 | F,G,J,K,M | N/A | N/A | 100V | 200V |
| 200 | F,G,J,K,M | N/A | N/A | N/A | 200V |
| 220 | F,G,J,K,M | N/A | N/A | N/A | 200V |
| 270 | F,G,J,K,M | N/A | N/A | N/A | 200V |
| 300 | F,G,J,K,M | N/A | N/A | N/A | 200V |
| 330 | F,G,J,K,M | N/A | N/A | N/A | 200V |
| 360 | F,G,J,K,M | N/A | N/A | N/A | 200V |
| 390 | F,G,J,K,M | N/A | N/A | N/A | 200V |
| 430 | F,G,J,K,M | N/A | N/A | N/A | 200V |
| 470 | F,G,J,K,M | N/A | N/A | N/A | 200V |
| 510 | F,G,J,K,M | N/A | N/A | N/A | 200V |
| 560 | F,G,J,K,M | N/A | N/A | N/A | 200V |
| 620 | F,G,J,K,M | N/A | N/A | N/A | 200V |
| 680 | F,G,J,K,M | N/A | N/A | N/A | 200V |
| 750 | F,G,J,K,M | N/A | N/A | N/A | 200V |
| 820 | F,G,J,K,M | N/A | N/A | N/A | 200V |
| 910 | F,G,J,K,M | N/A | N/A | N/A | 200V |
| 1000 | F,G,J,K,M | N/A | N/A | N/A | 200V |

ULTRA LOW ESR, "U" SERIES

TYPICAL ESR vs. FREQUENCY
0402 "U" SERIES



TYPICAL ESR vs. FREQUENCY
0603 "U" SERIES



TYPICAL ESR vs. FREQUENCY
0805 "U" SERIES



TYPICAL ESR vs. FREQUENCY
1210 "U" SERIES



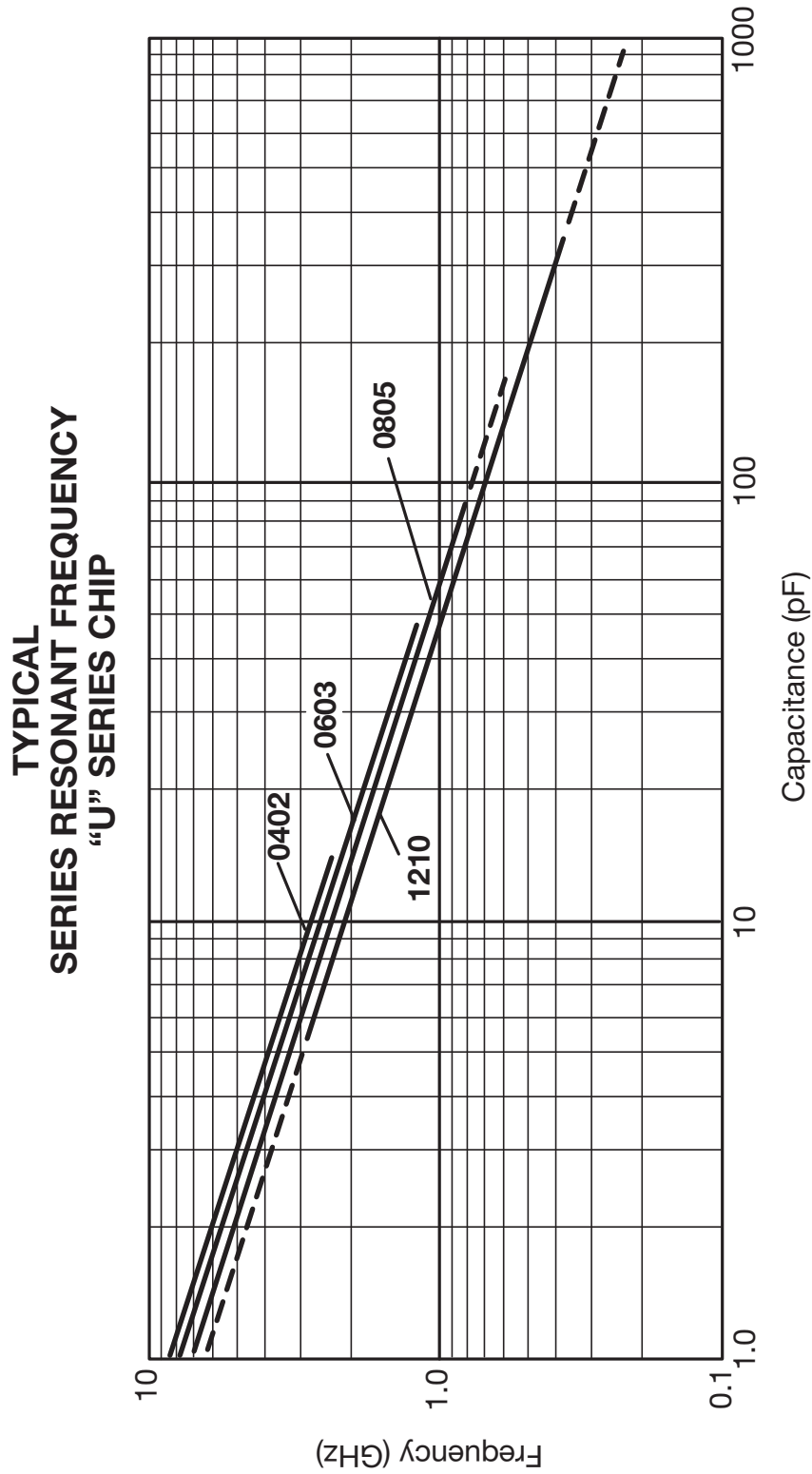
ESR Measured on the Boonton 34A



RF/Microwave C0G (NP0) Capacitors



Ultra Low ESR, "U" Series, C0G (NP0) Chip Capacitors



RF/Microwave C0G (NP0) Capacitors (Sn/Pb)

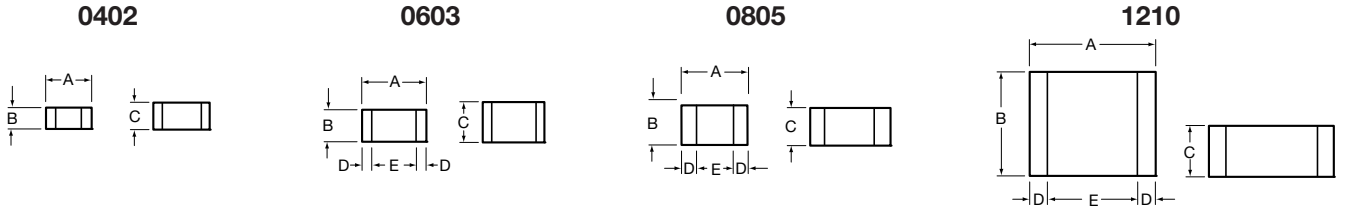
Ultra Low ESR, "U" Series, C0G (NP0) Chip Capacitors

GENERAL INFORMATION

"U" Series capacitors are C0G (NP0) chip capacitors specially designed for "Ultra" low ESR for applications in the communications market. Max ESR and effective capacitance

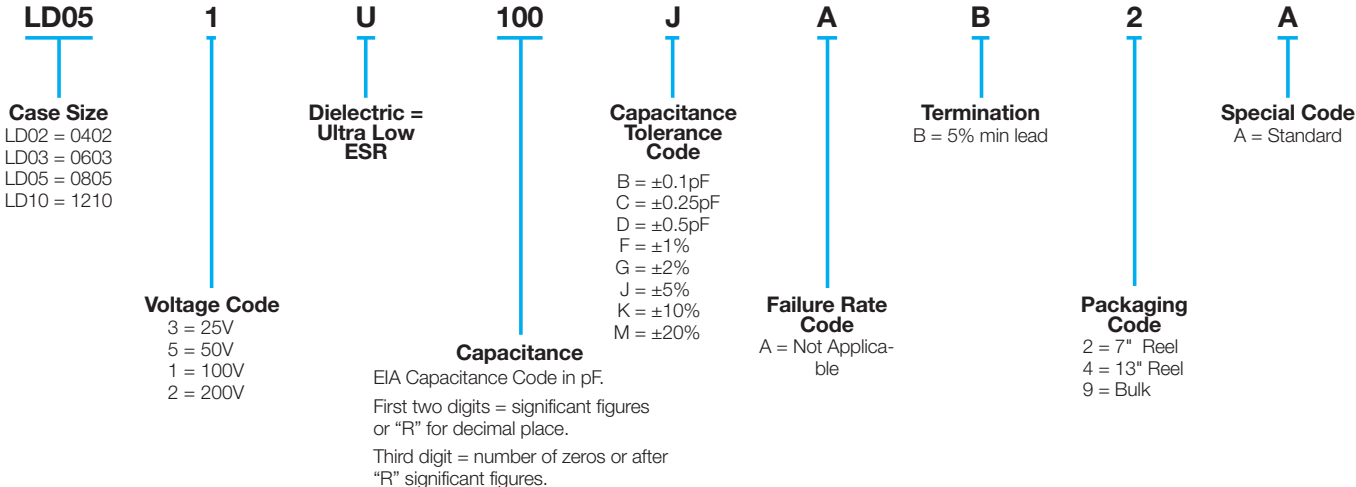
are met on each value producing lot to lot uniformity. Sizes available are EIA chip sizes 0402, 0603, 0805, and 1210.

DIMENSIONS: inches (millimeters)



| Size | A | B | C | D | E |
|------|-------------------------|-------------------------|--------------------------|---------------------------|------------------|
| 0402 | 0.039±0.004 (1.00±0.1) | 0.020±0.004 (0.50±0.1) | 0.024 (0.6) max | N/A | N/A |
| 0603 | 0.060±0.010 (1.52±0.25) | 0.030±0.010 (0.76±0.25) | 0.036 (0.91) max | 0.010±0.005 (0.25±0.13) | 0.030 (0.76) min |
| 0805 | 0.079±0.008 (2.01±0.2) | 0.049±0.008 (1.25±0.2) | 0.040±0.005 (1.02±0.127) | 0.020±0.010 (0.51±0.254) | 0.020 (0.51) min |
| 1210 | 0.126±0.008 (3.2±0.2) | 0.098±0.008 (2.49±0.2) | 0.050±0.005 (1.27±0.127) | 0.025±0.015 (0.635±0.381) | 0.040 (1.02) min |

HOW TO ORDER



ELECTRICAL CHARACTERISTICS

Capacitance Values and Tolerances:

- Size 0402 - 0.2 pF to 22 pF @ 1 MHz
- Size 0603 - 1.0 pF to 100 pF @ 1 MHz
- Size 0805 - 1.6 pF to 160 pF @ 1 MHz
- Size 1210 - 2.4 pF to 1000 pF @ 1 MHz

Temperature Coefficient of Capacitance (TC):

0±30 ppm/°C (-55° to +125°C)

Insulation Resistance (IR):

- 10¹² Ω min. @ 25°C and rated WVDC
- 10¹¹ Ω min. @ 125°C and rated WVDC

Working Voltage (WVDC):

- Size Working Voltage
- 0402 - 50, 25 WVDC
- 0603 - 200, 100, 50 WVDC
- 0805 - 200, 100 WVDC
- 1210 - 200, 100 WVDC

Dielectric Working Voltage (DWV):

250% of rated WVDC

Equivalent Series Resistance Typical (ESR):

- 0402 - See Performance Curve, page 12
- 0603 - See Performance Curve, page 12
- 0805 - See Performance Curve, page 12
- 1210 - See Performance Curve, page 12

Marking: Laser marking EIA J marking standard (except 0603) (capacitance code and tolerance upon request).

MILITARY SPECIFICATIONS

Meets or exceeds the requirements of MIL-C-55681

Not RoHS Compliant

RF/Microwave C0G (NP0) Capacitors (Sn/Pb)



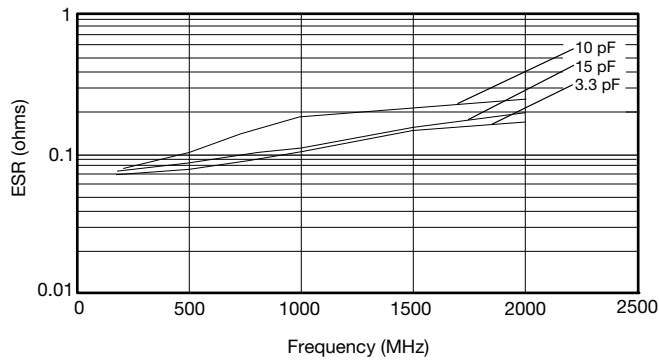
Ultra Low ESR, "U" Series, C0G (NP0) Chip Capacitors

CAPACITANCE RANGE

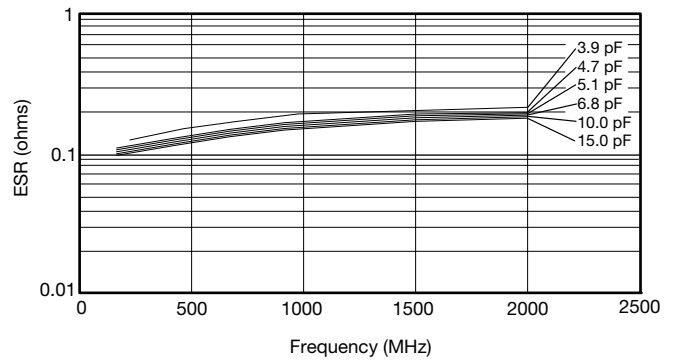
| Cap (pF) | Available Tolerance | Size | | | | Cap (pF) | Available Tolerance | Size | | | | Cap (pF) | Available Tolerance | Size | | | | Cap (pF) | Available Tolerance | Size | | | | | | | | | | | | | | | |
|----------|---------------------|------|------|------|------|----------|---------------------|------|------|------|------|----------|---------------------|------|------|------|------|----------|---------------------|------|------|------|------|------|-----------|-----|------|------|------|-----|-----------|-----|------|------|------|
| | | LD02 | LD03 | LD05 | LD10 | | | LD02 | LD03 | LD05 | LD10 | | | LD02 | LD03 | LD05 | LD10 | | | LD02 | LD03 | LD05 | LD10 | | | | | | | | | | | | |
| 0.2 | B,C | 50V | N/A | N/A | N/A | 1.0 | B,C,D | 50V | 200V | 200V | 200V | 7.5 | B,C,J,K,M | 50V | 200V | 200V | 200V | 100 | F,G,J,K,M | N/A | 100V | 200V | 200V | 110 | F,G,J,K,M | N/A | 100V | 200V | 200V | 120 | F,G,J,K,M | N/A | 100V | 200V | 200V |
| 0.3 | B,C | ↓ | ↓ | ↓ | ↓ | 1.1 | ↓ | ↓ | ↓ | ↓ | ↓ | 8.2 | ↓ | ↓ | ↓ | ↓ | ↓ | 110 | ↓ | ↓ | ↓ | ↓ | ↓ | 110 | ↓ | ↓ | ↓ | ↓ | 120 | ↓ | ↓ | ↓ | ↓ | | |
| 0.4 | ↓ | ↓ | ↓ | ↓ | ↓ | 1.2 | ↓ | ↓ | ↓ | ↓ | ↓ | 9.1 | B,C,J,K,M | ↓ | ↓ | ↓ | ↓ | 120 | ↓ | ↓ | ↓ | ↓ | ↓ | 130 | ↓ | ↓ | ↓ | ↓ | 130 | ↓ | ↓ | ↓ | ↓ | | |
| 0.5 | B,C | ↓ | ↓ | ↓ | ↓ | 1.3 | ↓ | ↓ | ↓ | ↓ | ↓ | 10 | F,G,J,K,M | ↓ | ↓ | ↓ | ↓ | 140 | ↓ | ↓ | ↓ | ↓ | ↓ | 140 | ↓ | ↓ | ↓ | ↓ | 150 | ↓ | ↓ | ↓ | ↓ | | |
| 0.6 | B,C,D | ↓ | ↓ | ↓ | ↓ | 1.4 | ↓ | ↓ | ↓ | ↓ | ↓ | 11 | ↓ | ↓ | ↓ | ↓ | ↓ | 150 | ↓ | ↓ | ↓ | ↓ | ↓ | 160 | ↓ | ↓ | ↓ | ↓ | 160 | ↓ | ↓ | ↓ | ↓ | | |
| 0.7 | ↓ | ↓ | ↓ | ↓ | ↓ | 1.5 | ↓ | ↓ | ↓ | ↓ | ↓ | 12 | ↓ | ↓ | ↓ | ↓ | ↓ | 180 | ↓ | ↓ | ↓ | ↓ | ↓ | 180 | ↓ | ↓ | ↓ | ↓ | 180 | ↓ | ↓ | ↓ | ↓ | | |
| 0.8 | ↓ | ↓ | ↓ | ↓ | ↓ | 1.6 | ↓ | ↓ | ↓ | ↓ | ↓ | 13 | ↓ | ↓ | ↓ | ↓ | ↓ | 200 | ↓ | ↓ | ↓ | ↓ | ↓ | 200 | ↓ | ↓ | ↓ | ↓ | 200 | ↓ | ↓ | ↓ | ↓ | | |
| 0.9 | B,C,D | ↓ | ↓ | ↓ | ↓ | 1.7 | ↓ | ↓ | ↓ | ↓ | ↓ | 15 | ↓ | ↓ | ↓ | ↓ | ↓ | 220 | ↓ | ↓ | ↓ | ↓ | ↓ | 220 | ↓ | ↓ | ↓ | ↓ | 220 | ↓ | ↓ | ↓ | ↓ | | |
| | | | | | | 1.8 | | | | | | 18 | | | | | | 270 | | | | | | 270 | | | | | 270 | | | | | | |
| | | | | | | 1.9 | | | | | | 20 | | | | | | 300 | | | | | | 300 | | | | | 300 | | | | | | |
| | | | | | | 2.0 | | | | | | 22 | | | | | | 330 | | | | | | 330 | | | | | 330 | | | | | | |
| | | | | | | 2.1 | | | | | | 24 | | | | | | 360 | | | | | | 360 | | | | | 360 | | | | | | |
| | | | | | | 2.2 | | | | | | 27 | | | | | | 390 | | | | | | 390 | | | | | 390 | | | | | | |
| | | | | | | 2.4 | | | | | | 30 | | 50V | | | | 430 | | | | | | 430 | | | | | 430 | | | | | | |
| | | | | | | 2.7 | | | | | | 33 | | N/A | | | | 470 | | | | | | 470 | | | | | 470 | | | | | | |
| | | | | | | 3.0 | | | | | | 36 | | | | | | 510 | | | | | | 510 | | | | | 510 | | | | | | |
| | | | | | | 3.3 | | | | | | 39 | | | | | | 560 | | | | | | 560 | | | | | 560 | | | | | | |
| | | | | | | 3.6 | | | | | | 43 | | | | | | 620 | | | | | | 620 | | | | | 620 | | | | | | |
| | | | | | | 3.9 | | | | | | 47 | | | | | | 680 | | | | | | 680 | | | | | 680 | | | | | | |
| | | | | | | 4.3 | | | | | | 51 | | | | | | 750 | | | | | | 750 | | | | | 750 | | | | | | |
| | | | | | | 4.7 | | | | | | 56 | | | | | | 820 | | | | | | 820 | | | | | 820 | | | | | | |
| | | | | | | 5.1 | | | | | | 68 | | | | | | 910 | | | | | | 910 | | | | | 910 | | | | | | |
| | | | | | | 5.6 | | | | | | 75 | | | | | | 1000 | | | | | | 1000 | | | | | 1000 | | | | | | |
| | | | | | | 6.2 | B,C,D | | | | | 82 | | | | | | | | | | | | | | | | | | | | | | | |
| | | | | | | 6.8 | B,C,J,K,M | | | | | 91 | | | | | | | | | | | | | | | | | | | | | | | |

ULTRA LOW ESR, "U" SERIES

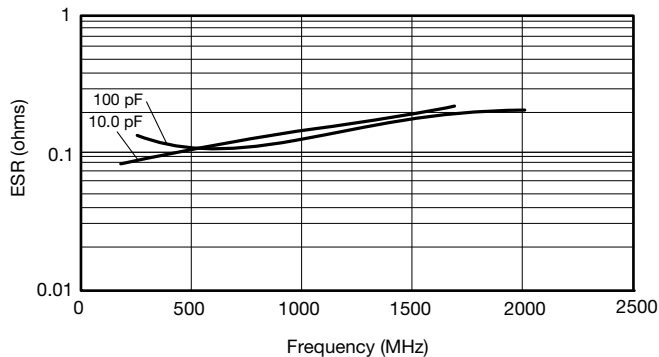
TYPICAL ESR vs. FREQUENCY
0402 "U" SERIES



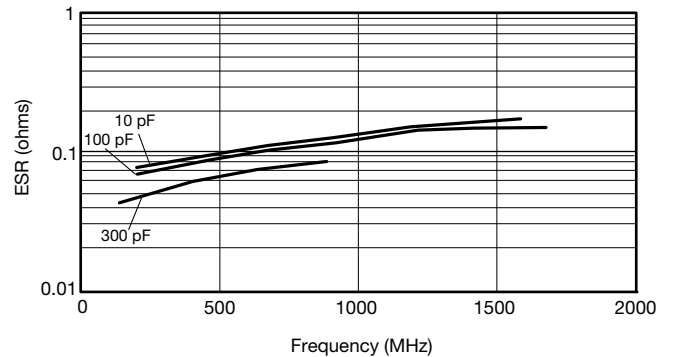
TYPICAL ESR vs. FREQUENCY
0603 "U" SERIES



TYPICAL ESR vs. FREQUENCY
0805 "U" SERIES



TYPICAL ESR vs. FREQUENCY
1210 "U" SERIES



ESR Measured on the Boonton 34A

“U” SERIES KITS

0402

| Kit 5000 UZ | | | |
|---------------|--------------------------|---------------|--------------------------|
| Cap. Value pF | Tolerance | Cap. Value pF | Tolerance |
| 0.5 | B ($\pm 0.1\text{pF}$) | 4.7 | B ($\pm 0.1\text{pF}$) |
| 1.0 | | 5.6 | |
| 1.5 | | 6.8 | |
| 1.8 | | 8.2 | |
| 2.2 | | 10.0 | |
| 2.4 | J ($\pm 5\%$) | 12.0 | J ($\pm 5\%$) |
| 3.0 | | 15.0 | |
| 3.6 | | | |
| | | | |

***25 each of 15 values

0603

| Kit 4000 UZ | | | |
|---------------|--------------------------|---------------|--------------------------|
| Cap. Value pF | Tolerance | Cap. Value pF | Tolerance |
| 1.0 | B ($\pm 0.1\text{pF}$) | 6.8 | B ($\pm 0.1\text{pF}$) |
| 1.2 | | 7.5 | |
| 1.5 | | 8.2 | |
| 1.8 | | 10.0 | |
| 2.0 | | 12.0 | |
| 2.4 | | 15.0 | |
| 2.7 | | 18.0 | |
| 3.0 | | 22.0 | |
| 3.3 | | 27.0 | |
| 3.9 | | 33.0 | |
| 4.7 | J ($\pm 5\%$) | 39.0 | J ($\pm 5\%$) |
| 5.6 | | 47.0 | |
| | | | |
| | | | |

***25 each of 24 values

0805

| Kit 3000 UZ | | | | | |
|---------------|--------------------------|-----------------|-----------------|-------|-----------------|
| Cap. Value pF | Tolerance | Cap. Value pF | Tolerance | | |
| 1.0 | B ($\pm 0.1\text{pF}$) | 15.0 | J ($\pm 5\%$) | | |
| 1.5 | | 18.0 | | | |
| 2.2 | | 22.0 | | | |
| 2.4 | | 24.0 | | | |
| 2.7 | | 27.0 | | | |
| 3.0 | | 33.0 | | | |
| 3.3 | | 36.0 | | | |
| 3.9 | | 39.0 | | | |
| 4.7 | | 47.0 | | | |
| 5.6 | | 56.0 | | | |
| 7.5 | | 68.0 | | | |
| 8.2 | | 82.0 | | | |
| 9.1 | | 100.0 | | | |
| 10.0 | | J ($\pm 5\%$) | | 130.0 | J ($\pm 5\%$) |
| 12.0 | | | | 160.0 | |

***25 each of 30 values

1210

| Kit 3500 UZ | | | |
|---------------|--------------------------|-----------------|-----------------|
| Cap. Value pF | Tolerance | Cap. Value pF | Tolerance |
| 2.2 | B ($\pm 0.1\text{pF}$) | 36.0 | J ($\pm 5\%$) |
| 2.7 | | 39.0 | |
| 4.7 | | 47.0 | |
| 5.1 | | 51.0 | |
| 6.8 | | 56.0 | |
| 8.2 | | 68.0 | |
| 9.1 | | 82.0 | |
| 10.0 | | J ($\pm 5\%$) | |
| 13.0 | 120.0 | | |
| 15.0 | 130.0 | | |
| 18.0 | 240.0 | | |
| 20.0 | 300.0 | | |
| 24.0 | 390.0 | | |
| 27.0 | 470.0 | | |
| 30.0 | 680.0 | | |
| | | | |
| | | | |

***25 each of 30 values

Компания «Океан Электроники» предлагает заключение долгосрочных отношений при поставках импортных электронных компонентов на взаимовыгодных условиях!

Наши преимущества:

- Поставка оригинальных импортных электронных компонентов напрямую с производств Америки, Европы и Азии, а так же с крупнейших складов мира;
- Широкая линейка поставок активных и пассивных импортных электронных компонентов (более 30 млн. наименований);
- Поставка сложных, дефицитных, либо снятых с производства позиций;
- Оперативные сроки поставки под заказ (от 5 рабочих дней);
- Экспресс доставка в любую точку России;
- Помощь Конструкторского Отдела и консультации квалифицированных инженеров;
- Техническая поддержка проекта, помощь в подборе аналогов, поставка прототипов;
- Поставка электронных компонентов под контролем ВП;
- Система менеджмента качества сертифицирована по Международному стандарту ISO 9001;
- При необходимости вся продукция военного и аэрокосмического назначения проходит испытания и сертификацию в лаборатории (по согласованию с заказчиком);
- Поставка специализированных компонентов военного и аэрокосмического уровня качества (Xilinx, Altera, Analog Devices, Intersil, Interpoint, Microsemi, Actel, Aeroflex, Peregrine, VPT, Syfer, Eurofarad, Texas Instruments, MS Kennedy, Miteq, Cobham, E2V, MA-COM, Hittite, Mini-Circuits, General Dynamics и др.);

Компания «Океан Электроники» является официальным дистрибьютором и эксклюзивным представителем в России одного из крупнейших производителей разъемов военного и аэрокосмического назначения «JONHON», а так же официальным дистрибьютором и эксклюзивным представителем в России производителя высокотехнологичных и надежных решений для передачи СВЧ сигналов «FORSTAR».



JONHON

«JONHON» (основан в 1970 г.)

Разъемы специального, военного и аэрокосмического назначения:

(Применяются в военной, авиационной, аэрокосмической, морской, железнодорожной, горно- и нефтедобывающей отраслях промышленности)

«FORSTAR» (основан в 1998 г.)

ВЧ соединители, коаксиальные кабели,
кабельные сборки и микроволновые компоненты:

(Применяются в телекоммуникациях гражданского и специального назначения, в средствах связи, РЛС, а так же военной, авиационной и аэрокосмической отраслях промышленности).



Телефон: 8 (812) 309-75-97 (многоканальный)

Факс: 8 (812) 320-03-32

Электронная почта: ocean@oceanchips.ru

Web: <http://oceanchips.ru/>

Адрес: 198099, г. Санкт-Петербург, ул. Калинина, д. 2, корп. 4, лит. А