

Surface Mount Sense Resistors

OARS, OARS-XP, OARSZ Series

- Flexible leads for thermal expansion
- Open-air design reduces PCB heating
- Values down to 1milliohm
- TCR to $\pm 40\text{ppm}/^\circ\text{C}$ (Element TCR $\pm 20\text{ppm}/^\circ\text{C}$)
- Zero-ohm 65A jumper version



All parts are Pb-free and comply with EU Directive 2011/65/EU amended by (EU) 2015/863 (RoHS3)

Electrical Data

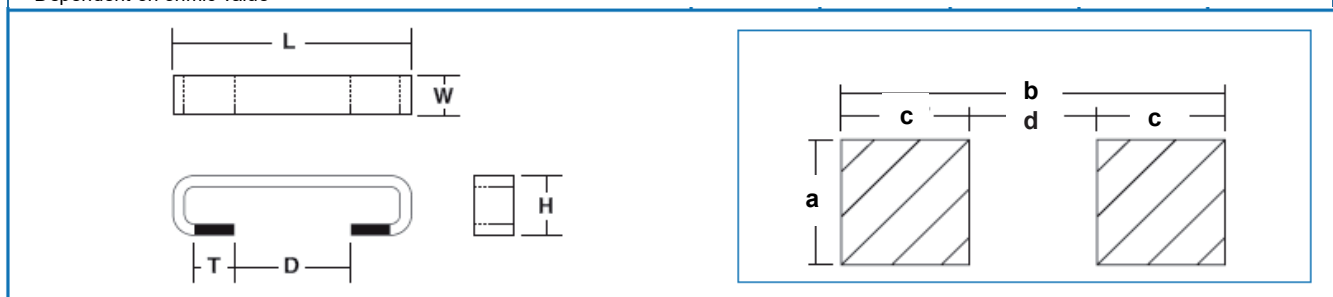
		OARS1	OARS3	OARS-XP
Power rating at 70°C ambient, or 140°C terminal temperature	watts	2	3	5
Resistance range	ohms	R002 to R050	R002 to R015	R001 to R025
Resistance Tolerance	%	$\leq R002: 5, > R002: 1, 5$		
Standard Values (Enquire for unlisted values)	milliohms	2, 3, 4, 5, 10, 15, 20, 22, 25, 30, 40, 50	2, 3, 4, 5, 10, 15	1, 2, 2.5, 5, 7.5, 12.5, 10, 20, 25
Inductance	nH	<10		
Ambient temperature range	°C	-55 to +160		

		OARS-1Z	Comments
Current rating at 25°C ambient	amps	65	Zero-ohm jumper
Max residual resistance	milliohms	0.3	
Ambient temperature range	°C	-55 to +160	

Physical Data

Dimensions (mm) and recommended solder pads									
Type	L	H	T	D	W	a nom.	b nom.	c nom.	d nom.
OARS1 >R003, OARS-1Z	11.18 ± 0.38	3.05 ± 0.76	2.36 ± 0.25	4.83 ± 0.76	3.18 ± 0.38	4.07	9.37	3.07	3.23
OARS1-R003		3.51 ± 0.76		4.7 ± 0.76	3.56 ± 0.38	4.45			
OARS1-R002	11.56 ± 0.38			4.83 ± 0.76	6.01 ± 0.38	7.24			
OARS-XP	10.7 to 12.0*	2.28 to 4.57*							

* Dependent on ohmic value



General Note

TT Electronics reserves the right to make changes in product specification without notice or liability. All information is subject to TT Electronics' own data and is considered accurate at time of going to print.

Performance Data (AEC-Q200)

	OARS1/3	<R004	R004 to R015	>R015
	OARS-XP	<R002	R002 to R007	>R007
TCR (-55 to 125°C)	ppm/°C	240	40	40
Thermal Shock	ΔR%	0.75	0.75	0.75
High Temp. Exposure (125°C)	ΔR%	1.75	0.5	1
Temp. Cycling (-40 to 125°C)	ΔR%	1	1	0.75
Operational Life	ΔR%	2	1	1
Biased Humidity	ΔR%	0.75	0.5	0.5
Mechanical Shock	ΔR%	1.5	1	1
Vibration	ΔR%	1	1	1
Terminal Strength		Meets JIS-C-6429		
Solvent Resistance		Meets MIL-STD-002 Method 215		
Solderability		Meets J-STD-002 Method B		

Temperature Derating



Note: For OARS1/3/XP this relates to power rating, for OARSZ it relates to current rating.

Pulse Energy Rating

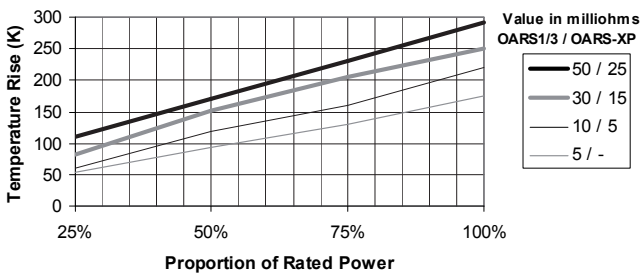


— OARS1/3 — OARS-XP

Note: This graph relates to single pulses of short duration ($\leq 100\text{ms}$). Higher energy limits apply for longer pulses and overloads

Hot Spot Temperature Rise

7.6mm x 7.6mm pads, 2 oz copper on FR4, still air



Joint Temperature Rise

7.6mm x 7.6mm pads, 2 oz copper on FR4, still air

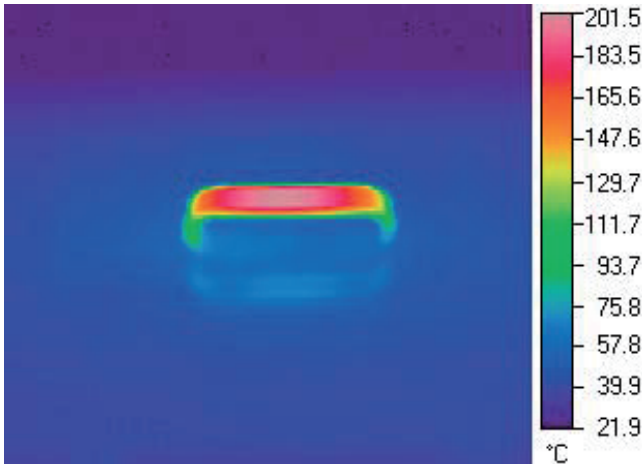


Note: Temperature rise data are given here for typical mounting conditions. Actual figures depend on PCB copper weight, mounting pad size, track width and substrate type. Also, the open air format responds better to forced air cooling than chip format resistors. For values below 5 milliohms allowance should be made for heat generated in the copper tracks themselves. Application-specific guidance is available on request.


General Note

TT Electronics reserves the right to make changes in product specification without notice or liability. All information is subject to TT Electronics' own data and is considered accurate at time of going to print.

Thermal Performance Examples



OARS1-R005 at 2W



OARSXP-R0025 at 5W


These thermal images were taken under ambient conditions of still air at 25°C with the components mounted on horizontal standard test boards as defined below.

JEDEC standard circuit board:

2" (50.8mm) square FR4

2 outer power planes, 2 ounce (70µ) Cu
1" (25.4mm) square exposed

2 inner signal planes, 1 ounce (35µ) Cu
(continuous planes)



In contrast to the flat chip format, the OARS format keeps the hot spot thermally distant from the solder joints and reduces undesirable heat delivery into the PCB. Further thermal images for other ohmic values and power dissipations are available on request.

Kelvin (4 Terminal) Mounting

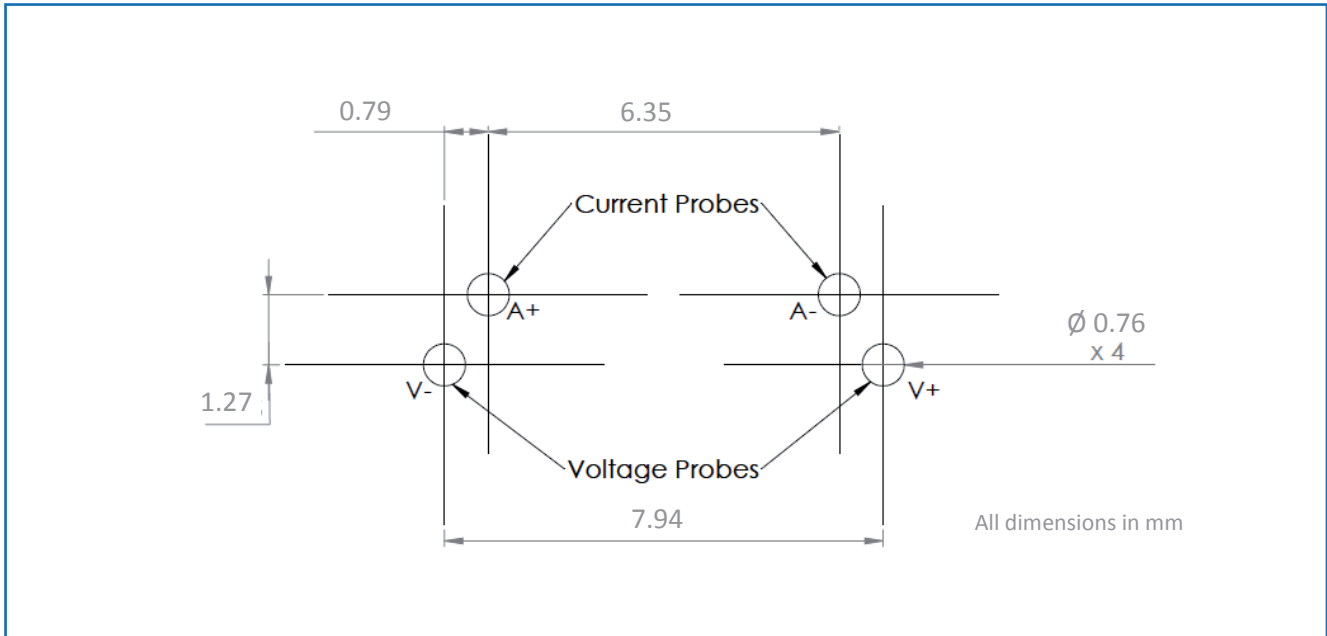
For high precision applications a Kelvin (4 Terminal) mounting method is recommended. An example to illustrate the design principle is shown. High current connections are made to the two pairs of larger pads, whilst the voltage sense connections are made to the two smaller central pads.



General Note

TT Electronics reserves the right to make changes in product specification without notice or liability. All information is subject to TT Electronics' own data and is considered accurate at time of going to print.

Standard 4-Terminal Probe Positions for Measuring Unmounted Parts



Construction

Copper terminations are welded to resistance alloy strip which is then formed. Value adjustment is achieved by control of width, without the need for subsequent abrasion or notch trimming. Pb-free termination finish is 96% Sn / 4% Ag alloy.

Flammability

The resistor will not burn or emit incandescent particles under any condition of applied temperature or overload.

Marking

The parts are legend marked with ohmic value and tolerance code.

Packaging Data

Dimensions (mm)							
Type	A	B	C	D	E	F	G
OARS1/3, OARS-1Z	4.32±0.08	11.7±0.08	24±0.3	11.5±0.1	1.75±0.1	8±0.1	4±0.1
OARS-XP-R001	7.21±0.1	11.94±0.1				12±0.1	
OARS-XP >R001		11.56±0.1					



General Note

TT Electronics reserves the right to make changes in product specification without notice or liability. All information is subject to TT Electronics' own data and is considered accurate at time of going to print.

OARS, OARS-XP, OARSZ Series

Ordering Procedure

This product has two valid part numbers:

European (Welwyn) Part Numbers: **OARS1-R01JI** (OARS1, 10 milliohms $\pm 5\%$, Pb-free)
OARS-1Z (OARS-1Z, Pb-free)



1 Type	2 Value	3 Tolerance	4 Termination & Packing	
OARS1	3-5 characters	F = $\pm 1\%$	I = Pb-free, Tape & Reel	
OARS3	See Electrical Data	J = $\pm 5\%$	OARS1, OARS3	1900/reel
OARS-XP	R = ohms		OARS-XP	1200/reel



1 Type	
OARS-1Z	No value or tolerance applies. Termination is Pb-free. Packing is Tape & Reel, 1900/reel.

USA (IRC) Part Numbers: **OARS1R010JLF** (OARS1, 10 milliohms $\pm 5\%$, Pb-free)
OARS-1ZLF (OARS-1Z, Pb-free)



1 Type	2 Value	3 Tolerance	4 Termination & Packing	
OARS1	4/5 characters	F = $\pm 1\%$	LF = Pb-free	
OARS3	See Electrical Data	J = $\pm 5\%$	OARS1, OARS3	1900/reel
OARS-XP	R = ohms		OARS-XP	1200/reel



1 Type		2 Termination & Packing
OARS-1Z	No value or tolerance applies.	LF= Pb-free, Tape & Reel, 1900/reel.

General Note

TT Electronics reserves the right to make changes in product specification without notice or liability.
All information is subject to TT Electronics' own data and is considered accurate at time of going to print.

Компания «Океан Электроники» предлагает заключение долгосрочных отношений при поставках импортных электронных компонентов на взаимовыгодных условиях!

Наши преимущества:

- Поставка оригинальных импортных электронных компонентов напрямую с производств Америки, Европы и Азии, а так же с крупнейших складов мира;
- Широкая линейка поставок активных и пассивных импортных электронных компонентов (более 30 млн. наименований);
- Поставка сложных, дефицитных, либо снятых с производства позиций;
- Оперативные сроки поставки под заказ (от 5 рабочих дней);
- Экспресс доставка в любую точку России;
- Помощь Конструкторского Отдела и консультации квалифицированных инженеров;
- Техническая поддержка проекта, помощь в подборе аналогов, поставка прототипов;
- Поставка электронных компонентов под контролем ВП;
- Система менеджмента качества сертифицирована по Международному стандарту ISO 9001;
- При необходимости вся продукция военного и аэрокосмического назначения проходит испытания и сертификацию в лаборатории (по согласованию с заказчиком);
- Поставка специализированных компонентов военного и аэрокосмического уровня качества (Xilinx, Altera, Analog Devices, Intersil, Interpoint, Microsemi, Actel, Aeroflex, Peregrine, VPT, Syfer, Eurofarad, Texas Instruments, MS Kennedy, Miteq, Cobham, E2V, MA-COM, Hittite, Mini-Circuits, General Dynamics и др.);

Компания «Океан Электроники» является официальным дистрибьютором и эксклюзивным представителем в России одного из крупнейших производителей разъемов военного и аэрокосмического назначения «JONHON», а так же официальным дистрибьютором и эксклюзивным представителем в России производителя высокотехнологичных и надежных решений для передачи СВЧ сигналов «FORSTAR».



JONHON

«JONHON» (основан в 1970 г.)

Разъемы специального, военного и аэрокосмического назначения:

(Применяются в военной, авиационной, аэрокосмической, морской, железнодорожной, горно- и нефтедобывающей отраслях промышленности)

«FORSTAR» (основан в 1998 г.)

ВЧ соединители, коаксиальные кабели, кабельные сборки и микроволновые компоненты:

(Применяются в телекоммуникациях гражданского и специального назначения, в средствах связи, РЛС, а так же военной, авиационной и аэрокосмической отраслях промышленности).



Телефон: 8 (812) 309-75-97 (многоканальный)

Факс: 8 (812) 320-03-32

Электронная почта: ocean@oceanchips.ru

Web: <http://oceanchips.ru/>

Адрес: 198099, г. Санкт-Петербург, ул. Калинина, д. 2, корп. 4, лит. А