



Quick Reference Guide

Micro USB Connectors

The USB (Universal Serial Bus) is a standard product controlled by USB Implementers Forum. USB is characterized by widespread market adoption and consists of several form factors to accommodate different device requirements. The Micro USB series are mostly used in mobile devices and are the smallest connector series in the USB family. TE's USB connectors combine high speed data capabilities and a charging function in one connector.

TE Connectivity micro USB connectors are well known for their reliability, robustness and the system's versatility in meeting all USB applications. The TE USB system is a complete interconnection technology for I/O devices and has many variants available, ranging from DIP type soldering, SMT soldering, standard mount, reverse mount and mid mount. TE Connectivity's technological capability enables its micro USB connector series as very efficient cost saving solution for our customers.

FEATURES

- Reliability-optimized design, provides a stable connection even after thousands of insertions
- Cost savings achieved by the integration of power and data transportation within one connector
- Our large portfolio and highly customizable product provides the best possible design flexibility

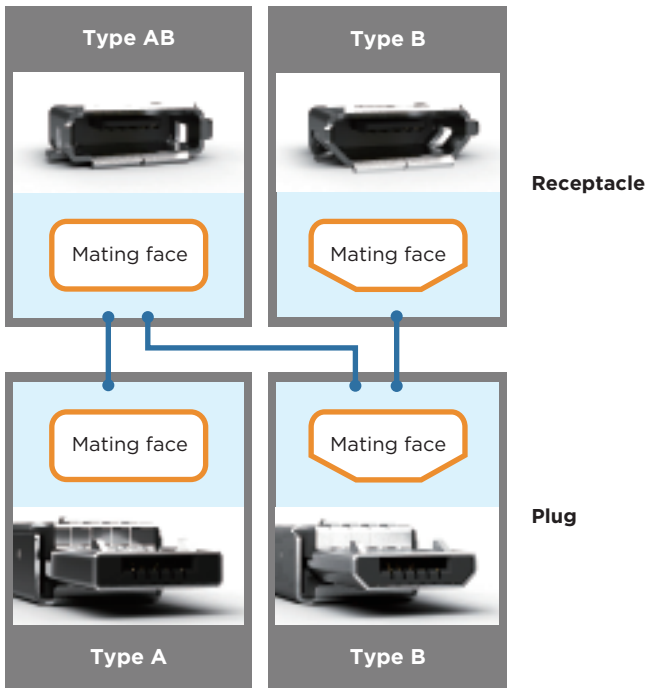
BENEFITS

- Small size connector
- High design freedom
- Increased robustness and superior durability
- Cost-efficient solution

APPLICATIONS

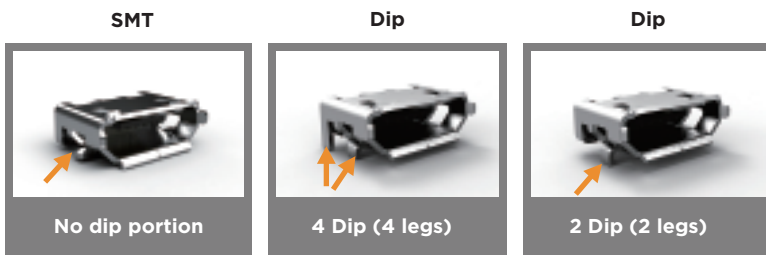
- Cell phones/smartphones
- MP3 players
- GPS units
- Readers
- Home electronic devices
- Tablets
- Digital cameras and camcorders

Type A and B plugs and B and AB receptacles



Type A plugs are typically used for connection to “master” devices. Type B plugs are used for connections to “slave” devices. The device itself either features a receptacle that can accept only type B (slave) plugs or both type A and type B plugs (device can function as master or slave). This receptacle is called an “AB” receptacle.

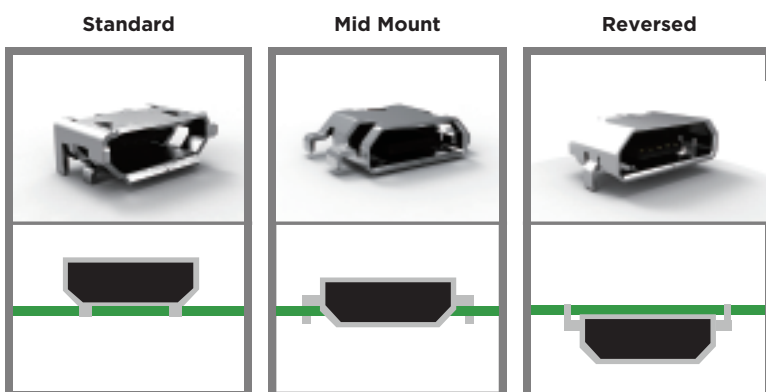
Soldering Type



Soldering type

DIP type receptacles feature 2 or 4 through-hole solder legs that provide additional strength to the connector. They prevent the connector from being ripped off the board if an exceptionally large force is applied to the connector (for example, when the device is dropped with an inserted plug).

Mount Type



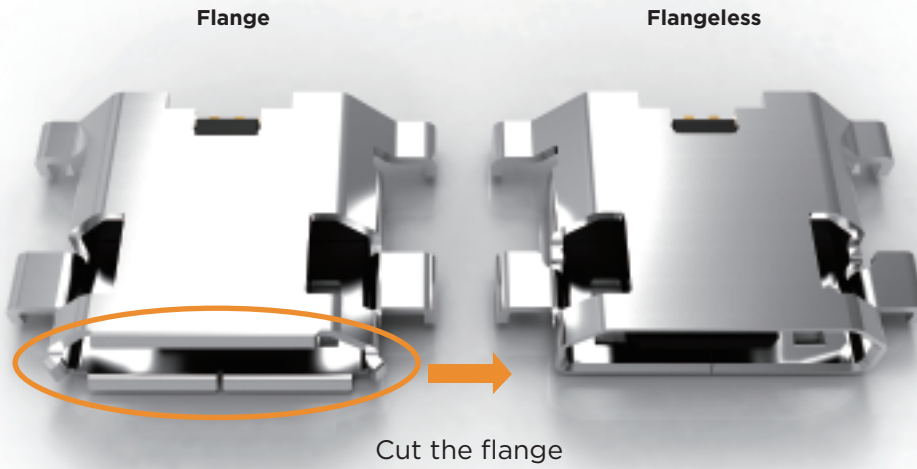
Standard vs. Mid Mount

A micro USB connector has a height of 2.51mm. With standard onboard mounting, this height is a given. However, by “sinking” the connector into the board, the height in the end application can be reduced. This mount type is called Mid Mount. Depending on the requirements, several heights can be achieved.

Reversed

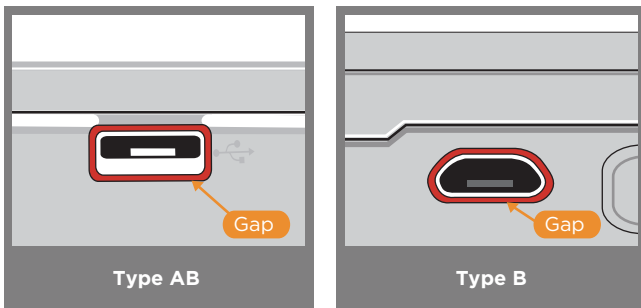
The micro USB plug always needs to be plugged into the devices with the USB logo facing the user. Reversed types allow for mounting on the opposite board site while the plug insertion direction is still correct. This is achieved by flipping the mating interface. Reversed mounting is available in both standard reversed (on board) and reversed mid mount types.

Flangeless



Appearance of Flangeless Micro USB in the Customer Model

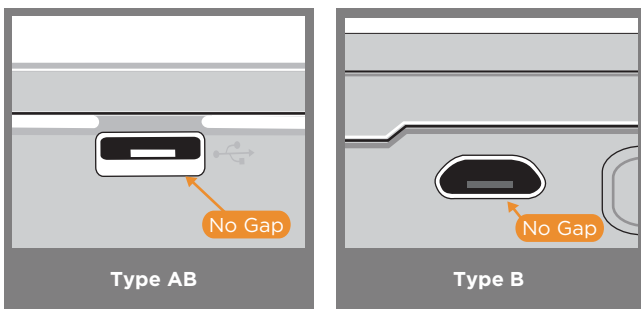
With Flange



With Flange

The micro USB connector with flange leaves a gap between the connector and the phone cover. From an aesthetic point of view, this is less desirable. Furthermore, the gap allows for dust intrusion.

Flangeless



Flangeless

The flangeless micro USB connector looks better in combination with the cover. The function of the flange is picked up by the shell.

Splash-Proof

The offers either axial sealing or radial sealing possibilities to the phone cover.



Cable Assemblies



TE Connectivity’s mobile device cable assembly product line is the latest generation interconnects for mobile devices, including mobile phones and tablet computers. The products are designed to be compliant with the well-known and widely used industry standards. The product range includes all industry accepted interfaces, like micro-USB, USB-A, HDMI-D and standards like USB 2.0, USB 3.0, HDMI 1.3 and 1.4. Cosmetics, cable length, colors and configurations can be adjusted toward customers’ needs.

Micro USB connectors									
Picture	Type	Mount type	Soldering type	STD REVERSED	Flange	Dimensions	P/N	Remarks	TID
	A	Plug	N/A	N/A	N/A	N/A	1939053-1 1939053-2 1939053-3	cable Ø2.8 cable Ø3.3 cable Ø4.3	N/A
	A	Plug	N/A	N/A	N/A	N/A	1939054-1 1939054-2 1939054-3	cable Ø2.8 cable Ø3.3 cable Ø4.3	N/A
	AB	TOP	SMT	STD	With	7.5 x 5.00 x 2.51	1981584-1		60001338
	B	TOP	SMT	STD	With	7.5 x 5.00 x 2.51	1981568-1		60001336
	B	TOP	2 Dip	STD	With	7.5 x 5.00 x 2.51	2069746-1	short version	61001336
	B	TOP	2 Dip	STD	With	7.5 x 5.00 x 2.51	2013499-1		61001336
	B	TOP	4 Dip	STD	With	7.5 x 5.00 x 2.51	2040002-1		62001336
	AB	TOP	2 Dip	STD	Without	7.52 x 5 x 2.51	2134536-2		TBA
	B	TOP	SMT	STD	Without	7.5 x 5 x 2.51	2174507-2		TBA
	AB	TOP	SMT	STD	Without	8.2 x 5.0 x 3.8	1551629-1	Splash Proof	60001915
	B	TOP	SMT	STD	Without	8.2 x 5.0 x 3.8	2173157-1	Splash Proof	TBA
	B	Mid h=1.5	4 Dip	STD	With	7.52 x 6.5 x 2.48	2040343-2		60001495
	B	Mid h=1.6	4 Dip	RVS	With	7.52 x 6.5 x 2.48	1554266-1		61001495
	B	Mid h=1.6	4 Dip	RVS	Without	7.5 x 6.5 x 2.5	2134441-2		63001495
	B	TOP	2 Dip	RVS	Without	7.52 x 5.15 x 2.48	1932788-1		TBA

Frequently Asked Questions

Question 1

What does TID mean?

Answer 1

TID stands for Test Identification Number. In order to acquire a TID number the USB connector needs to be subjected to compliance testing performed by a USB approved independent test facility. USB IF will evaluate the test results and inform the manufacturer of the pass or fail determination.

Question 2

Does TE Connectivity also produce custom cable assemblies?

Answer 2

TE Connectivity is a major supplier of all sorts of cable assemblies. A cable assembly can be fully customized to the customer needs. There is even the possibility to integrate complex (active) modules into the cable.

Question 3

Why is DIP soldering used?

Answer 3

Due to the relatively large forces that can be applied to the micro USB interface, and the fact that all contacts are located at the back side of the connector, further hold downs toward the front of the Micro USB connector are required. TE Connectivity offers connectors which are fully SMD, featuring brackets to the front of the connector. DIP type hold downs are more rugged than SMD soldered brackets. Therefore they provide a better resistance against break off.

Question 4

What does splash proof mean?

Answer 4

Our splash proof series of connectors are designed to withstand a moderate amount of water sprayed on them. Even a heavy Monsoon would be not problem for this connector series.

FOR MORE INFORMATION

TE Technical Support Center

Austria:	+43 (0) 1-9056-0
Baltic Regions:	+44 (0) 1-382508080
Canada:	+1 (800) 522-6752
China:	+86 (0) 400-820-6015
France:	+33 (0) 1-3420-8686
Germany:	+49 (0) 6151-607-1999
Italy:	+39 (0) 011-401-2111
Latin/S. America:	+54 (0) 11-4733-2200
Mexico:	+52 (0) 55-1106-0800
Netherlands:	+31 (0) 73-6246-999
Nordic:	+46 (0) 8-5072-5000
Spain/Portugal:	+34 (0) 932-910-330
Switzerland:	+41 (0) 71-447-0447
UK:	+44 (0) 800-267666
USA:	+1 (800) 522-6752

Part numbers in this brochure are RoHS Compliant*, unless marked otherwise.

*as defined www.te.com/leadfree

te.com

© 2012 Tyco Electronics Corporation, a TE Connectivity Ltd. Company. All Rights Reserved.

5-1773464-3 CD 1M 10/2012

TE Connectivity and TE connectivity (logo) are trademarks. Other logos, product and/or company names might be trademarks of their respective owners.

While TE has made every reasonable effort to ensure the accuracy of the information in this brochure, TE does not guarantee that it is error-free, nor does TE make any other representation, warranty or guarantee that the information is accurate, correct, reliable or current. TE reserves the right to make any adjustments to the information contained herein at any time without notice. TE expressly disclaims all implied warranties regarding the information contained herein, including, but not limited to, any implied warranties of merchantability or fitness for a particular purpose. The dimensions in this catalog are for reference purposes only and are subject to change without notice. Specifications are subject to change without notice. Consult TE for the latest dimensions and design specifications.



Компания «Океан Электроники» предлагает заключение долгосрочных отношений при поставках импортных электронных компонентов на взаимовыгодных условиях!

Наши преимущества:

- Поставка оригинальных импортных электронных компонентов напрямую с производств Америки, Европы и Азии, а так же с крупнейших складов мира;
- Широкая линейка поставок активных и пассивных импортных электронных компонентов (более 30 млн. наименований);
- Поставка сложных, дефицитных, либо снятых с производства позиций;
- Оперативные сроки поставки под заказ (от 5 рабочих дней);
- Экспресс доставка в любую точку России;
- Помощь Конструкторского Отдела и консультации квалифицированных инженеров;
- Техническая поддержка проекта, помощь в подборе аналогов, поставка прототипов;
- Поставка электронных компонентов под контролем ВП;
- Система менеджмента качества сертифицирована по Международному стандарту ISO 9001;
- При необходимости вся продукция военного и аэрокосмического назначения проходит испытания и сертификацию в лаборатории (по согласованию с заказчиком);
- Поставка специализированных компонентов военного и аэрокосмического уровня качества (Xilinx, Altera, Analog Devices, Intersil, Interpoint, Microsemi, Actel, Aeroflex, Peregrine, VPT, Syfer, Eurofarad, Texas Instruments, MS Kennedy, Miteq, Cobham, E2V, MA-COM, Hittite, Mini-Circuits, General Dynamics и др.);

Компания «Океан Электроники» является официальным дистрибьютором и эксклюзивным представителем в России одного из крупнейших производителей разъемов военного и аэрокосмического назначения «JONHON», а так же официальным дистрибьютором и эксклюзивным представителем в России производителя высокотехнологичных и надежных решений для передачи СВЧ сигналов «FORSTAR».



JONHON

«JONHON» (основан в 1970 г.)

Разъемы специального, военного и аэрокосмического назначения:

(Применяются в военной, авиационной, аэрокосмической, морской, железнодорожной, горно- и нефтедобывающей отраслях промышленности)

«FORSTAR» (основан в 1998 г.)

ВЧ соединители, коаксиальные кабели, кабельные сборки и микроволновые компоненты:

(Применяются в телекоммуникациях гражданского и специального назначения, в средствах связи, РЛС, а так же военной, авиационной и аэрокосмической отраслях промышленности).



Телефон: 8 (812) 309-75-97 (многоканальный)

Факс: 8 (812) 320-03-32

Электронная почта: ocean@oceanchips.ru

Web: <http://oceanchips.ru/>

Адрес: 198099, г. Санкт-Петербург, ул. Калинина, д. 2, корп. 4, лит. А