

Vitreous Wirewound Resistors with Ferrules



FEATURES

- Caps made from drawn brass, nickel plated (GZK style)
- Machined caps with inner thread available (GDK style: M4 is standard, other threads on request)
- Easy to change when mounted with spring clips
- Complete vitreous coating for perfect humidity protection
- TCR 100 ppm/K to 180 ppm/K - WM 110 (Class 3)
- Non inductive version = “Ni”
- Material categorization: For definitions of compliance please see www.vishay.com/doc?99912



RoHS
COMPLIANT
HALOGEN
FREE

STANDARD ELECTRICAL SPECIFICATIONS				
MODEL	POWER RATING $P_{40^\circ\text{C}}$ W	LIMITING VOLTAGE V	RESISTANCE RANGE ⁽¹⁾ Ω	TOLERANCE \pm %
GWK 10	10	280	1.8 to 16K	10
			6.8 to 16K	5
			270 to 16K	2
GWK 10 Ni	7	280	2.4 to 1K	10
			15 to 1K	5
GWK 20	20	400	2.2 to 27K	10
			12 to 27K	5
			360 to 27.8K	2
GWK 20 Ni	13	400	4.7 to 1.8K	10
			20 to 1.8K	5
GWK 40	30	580	3.3 to 43K	10
			12 to 43K	5
			470 to 43K	2
GWK 40 Ni	20	580	6.8 to 2.7K	10
			20 to 2.7K	5
GWK 60	40	850	6.2 to 82K	5, 10
			47 to 82K	2
GWK 60 Ni	25	850	13 to 5.1K	5, 10
GWK 100	80	1200	8.2 to 82K	5, 10
			47 to 82K	2
GWK 100 Ni	50	1200	27 to 10K	5, 10
GWK 150	100	1600	12 to 110K	5, 10
			30 to 110K	2
GWK 150 Ni	60	1600	36 to 15K	5, 10
GWK 200	160	2300	20 to 180K	2, 5, 10
GWK 200 Ni	100	2300	56 to 22K	5, 10
GWK 300	260	4000	36 to 330K	2, 5, 10
GWK 300 Ni	180	4000	100 to 43K	5, 10

Notes

- For available “Mounting Accessories for Resistors”, please see: www.vishay.com/doc?21015
- (1) Resistance value to be selected for ± 10 % tolerance from E12 and for ± 5 % and ± 2 % from E24

PART NUMBER AND PRODUCT DESCRIPTION																						
Part Number: GWK100J1000KLX000																						
<table border="1" style="width:100%; text-align:center;"> <tr> <td>G</td><td>W</td><td>K</td><td>1</td><td>0</td><td>0</td><td>J</td><td>1</td><td>0</td><td>0</td><td>0</td><td>K</td><td>L</td><td>X</td><td>0</td><td>0</td><td>0</td> </tr> </table>						G	W	K	1	0	0	J	1	0	0	0	K	L	X	0	0	0
G	W	K	1	0	0	J	1	0	0	0	K	L	X	0	0	0						
MODEL	VARIANT/ TERMINAL	VALUE	TOLERANCE CODE	PACKAGING CODE	SPECIAL																	
GWK010 = GWK 10 GWK020 = GWK 20 GWK040 = GWK 40 GWK060 = GWK 60 GWK100 = GWK 100 GWK150 = GWK 150 GWK200 = GWK 200 GWK220 = GWK 220 GWK300 = GWK 300	I = GZK J = GDK (also known as GDR and M4)	3 digit value 1 digit multiplier MULTIPLIER 8 = *10 ⁻² 9 = *10 ⁻¹ 0 = *10 ⁰ 1 = *10 ¹ 2 = *10 ² 3 = *10 ³	G = ± 2.0 % J = ± 5.0 % K = ± 10.0 %	LX = Loose pack, without quantity	000 = Standard 3 digit code = Special or NI version ⁽¹⁾																	
Product Description: GWK100 GDK 100R 10 % LX																						
GWK100	GDK	100R	10 %	LX																		
MODEL ⁽²⁾	VARIANT/ TERMINAL ⁽²⁾	VALUE ⁽²⁾	TOLERANCE CODE ⁽²⁾	PACKAGING DESCRIPTION ⁽³⁾																		

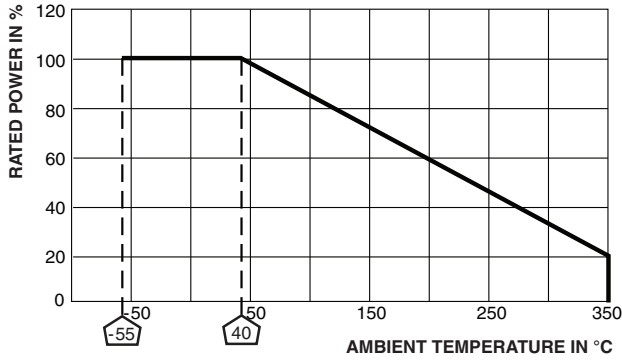
Notes

- (1) For special variants, special winding, or NI version, please contact: ww1resistors@vishay.com
 (2) See "Part Number" above
 (3) See "Packaging Code" above

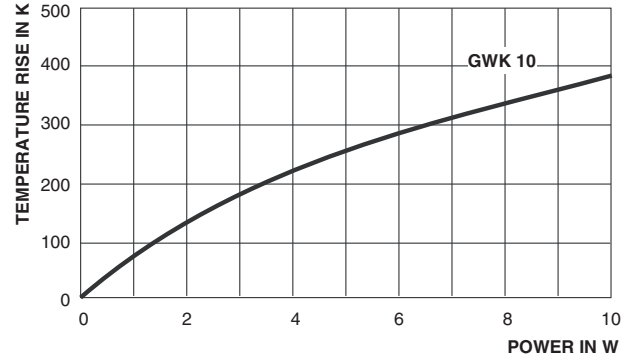
DIMENSIONS in millimeters [inches]				
Figure 1: GWK 10				
Figure 2: GWK 20...GWK 300				
MODEL	GWK 10 GWK 10 Ni	GWK 20 GWK 20 Ni	GWK 40 GWK 40 Ni	GWK 60 GWK 60 Ni
D	See Drawing Figure 1	12.3 ± 0.8 [0.484 ± 0.031]	15.3 ± 0.8 [0.602 ± 0.031]	15.3 ± 0.8 [0.602 ± 0.031]
L		51 ± 1.3 [2.008 ± 0.051]	61 ± 1.5 [2.402 ± 0.059]	81 ± 2 [3.189 ± 0.079]
D_K		11 [0.433]	14 [0.551]	14 [0.551]
L_K		10 [0.394]	13 [0.512]	13 [0.512]
d		4.5 [0.177]	5.5 [0.217]	5.5 [0.217]
MODEL	GWK 100 GWK 100 Ni	GWK 150 GWK 150 Ni	GWK 200 GWK 200 Ni	GWK 300 GWK 300 Ni
D	22 ± 1 [0.866 ± 0.039]	22 ± 1 [0.866 ± 0.039]	22 ± 1 [0.866 ± 0.039]	22 ± 1 [0.866 ± 0.039]
L	101 ± 2.5 [3.976 ± 0.098]	121 ± 3 [4.764 ± 0.118]	166.5 ± 4.2 [6.555 ± 0.165]	266.5 ± 6.7 [10.492 ± 0.264]
D_K	21 [0.827]	21 [0.827]	21 [0.827]	21 [0.827]
L_K	16 [0.63]	16 [0.63]	16 [0.63]	16 [0.63]
d	10 [0.394]	10 [0.394]	10 [0.394]	10 [0.394]



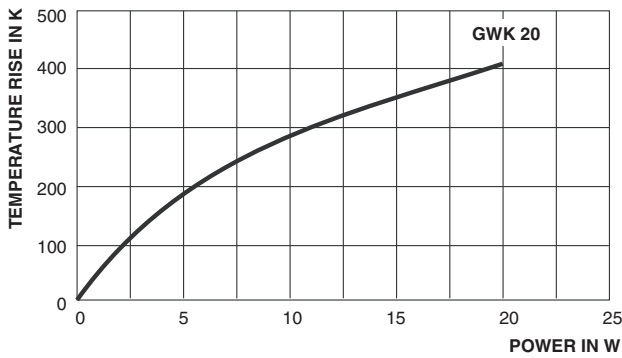
DERATING



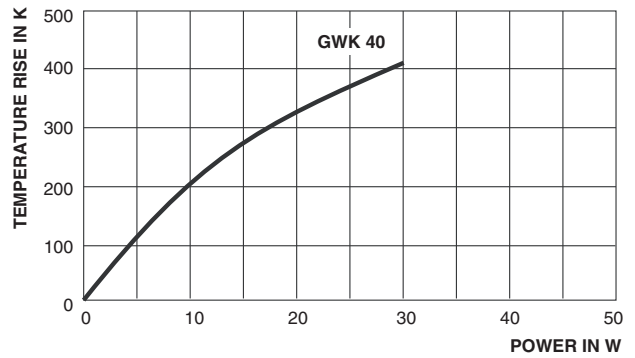
TEMPERATURE RISE



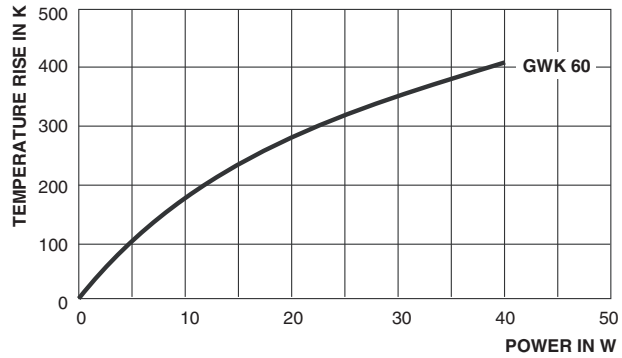
TEMPERATURE RISE



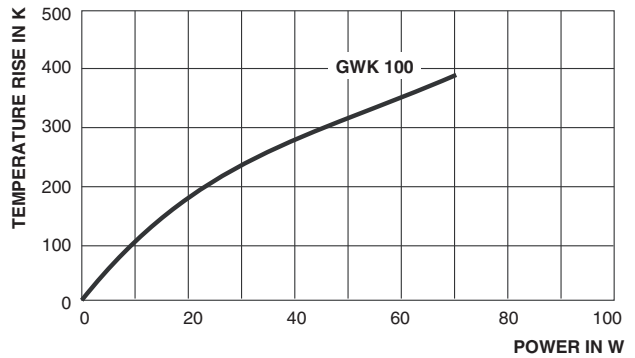
TEMPERATURE RISE



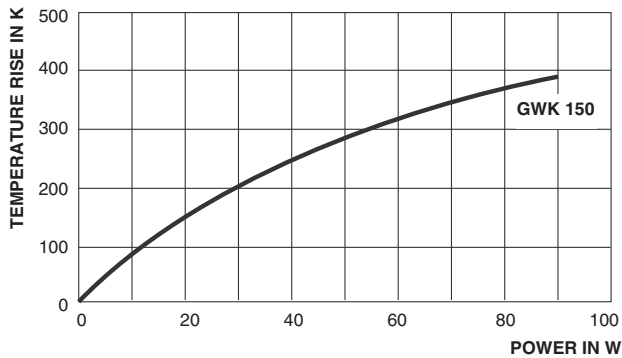
TEMPERATURE RISE



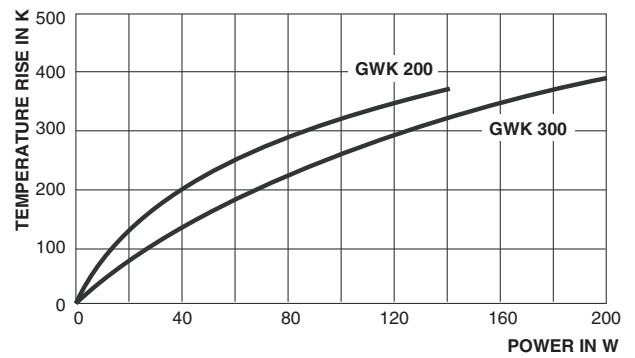
TEMPERATURE RISE



TEMPERATURE RISE



TEMPERATURE RISE





PULSE HANDLING FOR SHORT PULSES (less than 100 ms)

For single pulsed up to 100 ms duration time the following energy resistance chart can be used to calculate the energy a resistor can handle. Look to the resistance value or the next higher value of the model you need and follow this row to the energy per ohm column to the left. The energy per ohm value multiplied by the resistance value is the energy the resistor can handle for 100 ms. This energy divided by 0.1 ms is the power the resistor can handle for 100 ms. For the power the resistor can handle for 10 ms needed divide the energy by 0.01. The maximum pulse power is limited at 625 x rated power.

Do not use this chart for GWK...Ni styles. For more information and assistance please contact factory.

ENERGY RESISTANCE CHART															
GWK10		GWK 20		GWK 40		GWK 60		GWK 100		GWK 150		GWK 200		GWK 300	
ENERGY/ Ω (Ws/ Ω)	R (Ω)	ENERGY/ Ω (Ws/ Ω)	R (Ω)	ENERGY/ Ω (Ws/ Ω)	R (Ω)	ENERGY/ Ω (Ws/ Ω)	R (Ω)	ENERGY/ Ω (Ws/ Ω)	R (Ω)	ENERGY/ Ω (Ws/ Ω)	R (Ω)	ENERGY/ Ω (Ws/ Ω)	R (Ω)	ENERGY/ Ω (Ws/ Ω)	R (Ω)
1.17E - 04	16.0K	1.15E - 04	27.0K	1.15E - 04	43.0K	1.15E - 04	82.0K	2.80E - 04	82.0K	2.80E - 04	110K	2.80E - 04	180K	2.79E - 04	330K
1.17E - 04	13.0K	1.16E - 04	2.40K	1.15E - 04	36.0K	1.15E - 04	68.0K	2.80E - 04	62.0K	2.80E - 04	82.0K	2.80E - 04	130K	2.80E - 04	240K
1.72E - 04	9.1K	1.70E - 04	16.0K	1.69E - 04	24.0K	1.68E - 04	43.0K	4.41E - 04	43.0K	4.40E - 04	56.0K	4.40E - 04	91.0K	4.40E - 04	160K
2.88E - 04	6.2K	2.83E - 04	11.0K	2.82E - 04	18.0K	2.81E - 04	33.0K	7.52E - 04	30.0K	7.51E - 04	39.0K	7.51E - 04	62.0K	7.50E - 04	120K
4.53E - 04	4.3K	4.47E - 04	7.5K	4.45E - 04	11.0K	4.42E - 04	22.0K	1.20E - 03	22.0K	1.20E - 03	30.0K	1.20E - 03	47.0K	1.20E - 03	82.0K
7.72E - 04	3.0K	7.65E - 04	5.1K	7.58E - 04	8.2K	7.54E - 04	15.0K	1.84E - 03	15.0K	1.83E - 03	20.0K	1.83E - 03	33.0K	1.83E - 03	62.0K
1.24E - 03	2.2K	1.23E - 03	3.9K	1.22E - 03	5.6K	1.21E - 03	11.0K	2.93E - 03	10.0K	2.93E - 03	15.0K	2.93E - 03	22.0K	2.92E - 03	39.0K
1.91E - 03	1.5K	1.87E - 03	2.7K	1.86E - 03	3.9K	1.84E - 03	7.5K	4.53E - 03	3.0K	4.51E - 03	4.3K	4.49E - 03	6.8K	4.48E - 03	12.0K
3.06E - 03	1.1K	3.00E - 03	1.8K	2.98E - 03	2.7K	2.95E - 03	5.1K	7.12E - 03	2.2K	7.09E - 03	3.0K	7.05E - 03	4.7K	7.04E - 03	9.1K
5.05E - 03	330	4.79E - 03	560	4.70E - 03	820	4.58E - 03	1.6K	1.14E - 02	1.6K	1.14E - 02	2.0K	1.13E - 02	3.3K	1.13E - 02	6.2K
8.11E - 03	220	7.61E - 03	390	7.44E - 03	560	7.20E - 03	1.1K	1.85E - 02	1.1K	1.84E - 02	1.5K	1.83E - 02	2.4K	1.83E - 02	4.3K
1.31E - 02	160	1.23E - 02	300	1.19E - 02	430	1.17E - 02	750	2.98E - 02	750	2.97E - 02	1.0K	2.94E - 02	1.6K	2.94E - 02	3.0K
2.06E - 02	110	2.01E - 02	200	1.94E - 02	300	1.89E - 02	560	4.81E - 02	560	4.78E - 02	750	4.75E - 02	1.2K	4.73E - 02	2.2K
3.56E - 02	75	3.24E - 02	150	3.16E - 02	200	3.04E - 02	390	1.14E - 01	390	1.14E - 01	560	7.23E - 02	1.0K	7.20E - 02	1.8K
5.77E - 02	56	5.30E - 02	100	5.10E - 02	150	4.93E - 02	270	1.79E - 01	300	1.78E - 01	390	1.13E - 01	910	1.13E - 01	1.6K
1.34E - 01	43	1.24E - 01	75	1.21E - 01	110	7.49E - 02	220	2.81E - 01	200	2.79E - 01	270	1.77E - 01	620	1.76E - 01	1.1K
2.14E - 01	30	1.98E - 01	51	1.90E - 01	75	1.17E - 01	200	4.81E - 01	150	4.79E - 01	180	2.77E - 01	430	2.76E - 01	750
3.47E - 01	20	3.14E - 01	36	3.00E - 01	56	1.83E - 01	150	7.75E - 01	100	7.69E - 01	130	4.75E - 01	300	4.72E - 01	560
5.96E - 01	15	5.48E - 01	24	5.22E - 01	36	2.88E - 01	100	1.19E + 00	68	1.17E + 00	100	7.62E - 01	220	7.57E - 01	390
9.93E - 01	10	8.86E - 01	18	8.41E - 01	27	4.96E - 01	68	1.87E + 00	51	1.85E + 00	68	1.17E + 00	150	1.16E + 00	270
1.54E + 00	7.5	1.38E + 00	13	1.29E + 00	20	7.98E - 01	51	2.92E + 00	36	2.89E + 00	47	1.83E + 00	110	1.81E + 00	200
2.52E + 00	5.1	2.21E + 00	9.1	2.05E + 00	15	1.23E + 00	36	4.61E + 00	27	4.56E + 00	36	2.85E + 00	82	2.82E + 00	150
4.00E + 00	3.9	3.48E + 00	6.8	3.26E + 00	10	1.93E + 00	27	7.46E + 00	18	7.36E + 00	24	4.50E + 00	56	4.45E + 00	100
6.58E + 00	2.7	5.64E + 00	4.7	5.26E + 00	6.8	3.05E + 00	18	1.21E + 01	12	1.19E + 01	18	7.24E + 00	39	7.16E + 00	68
1.12E + 01	1.8	9.11E + 00	3.6	8.50E + 00	5.1	4.84E + 00	13	1.97E + 01	8.2	1.93E + 01	12	1.17E + 01	27	1.15E + 01	51
		1.56E + 01	2.2	1.42E + 01	3.3	7.86E + 00	9.1					1.89E + 01	20	1.86E + 01	36
						1.29E + 01	6.2								



Disclaimer

ALL PRODUCT, PRODUCT SPECIFICATIONS AND DATA ARE SUBJECT TO CHANGE WITHOUT NOTICE TO IMPROVE RELIABILITY, FUNCTION OR DESIGN OR OTHERWISE.

Vishay Intertechnology, Inc., its affiliates, agents, and employees, and all persons acting on its or their behalf (collectively, "Vishay"), disclaim any and all liability for any errors, inaccuracies or incompleteness contained in any datasheet or in any other disclosure relating to any product.

Vishay makes no warranty, representation or guarantee regarding the suitability of the products for any particular purpose or the continuing production of any product. To the maximum extent permitted by applicable law, Vishay disclaims (i) any and all liability arising out of the application or use of any product, (ii) any and all liability, including without limitation special, consequential or incidental damages, and (iii) any and all implied warranties, including warranties of fitness for particular purpose, non-infringement and merchantability.

Statements regarding the suitability of products for certain types of applications are based on Vishay's knowledge of typical requirements that are often placed on Vishay products in generic applications. Such statements are not binding statements about the suitability of products for a particular application. It is the customer's responsibility to validate that a particular product with the properties described in the product specification is suitable for use in a particular application. Parameters provided in datasheets and/or specifications may vary in different applications and performance may vary over time. All operating parameters, including typical parameters, must be validated for each customer application by the customer's technical experts. Product specifications do not expand or otherwise modify Vishay's terms and conditions of purchase, including but not limited to the warranty expressed therein.

Except as expressly indicated in writing, Vishay products are not designed for use in medical, life-saving, or life-sustaining applications or for any other application in which the failure of the Vishay product could result in personal injury or death. Customers using or selling Vishay products not expressly indicated for use in such applications do so at their own risk. Please contact authorized Vishay personnel to obtain written terms and conditions regarding products designed for such applications.

No license, express or implied, by estoppel or otherwise, to any intellectual property rights is granted by this document or by any conduct of Vishay. Product names and markings noted herein may be trademarks of their respective owners.

Material Category Policy

Vishay Intertechnology, Inc. hereby certifies that all its products that are identified as RoHS-Compliant fulfill the definitions and restrictions defined under Directive 2011/65/EU of The European Parliament and of the Council of June 8, 2011 on the restriction of the use of certain hazardous substances in electrical and electronic equipment (EEE) - recast, unless otherwise specified as non-compliant.

Please note that some Vishay documentation may still make reference to RoHS Directive 2002/95/EC. We confirm that all the products identified as being compliant to Directive 2002/95/EC conform to Directive 2011/65/EU.

Vishay Intertechnology, Inc. hereby certifies that all its products that are identified as Halogen-Free follow Halogen-Free requirements as per JEDEC JS709A standards. Please note that some Vishay documentation may still make reference to the IEC 61249-2-21 definition. We confirm that all the products identified as being compliant to IEC 61249-2-21 conform to JEDEC JS709A standards.

Компания «Океан Электроники» предлагает заключение долгосрочных отношений при поставках импортных электронных компонентов на взаимовыгодных условиях!

Наши преимущества:

- Поставка оригинальных импортных электронных компонентов напрямую с производств Америки, Европы и Азии, а так же с крупнейших складов мира;
- Широкая линейка поставок активных и пассивных импортных электронных компонентов (более 30 млн. наименований);
- Поставка сложных, дефицитных, либо снятых с производства позиций;
- Оперативные сроки поставки под заказ (от 5 рабочих дней);
- Экспресс доставка в любую точку России;
- Помощь Конструкторского Отдела и консультации квалифицированных инженеров;
- Техническая поддержка проекта, помощь в подборе аналогов, поставка прототипов;
- Поставка электронных компонентов под контролем ВП;
- Система менеджмента качества сертифицирована по Международному стандарту ISO 9001;
- При необходимости вся продукция военного и аэрокосмического назначения проходит испытания и сертификацию в лаборатории (по согласованию с заказчиком);
- Поставка специализированных компонентов военного и аэрокосмического уровня качества (Xilinx, Altera, Analog Devices, Intersil, Interpoint, Microsemi, Actel, Aeroflex, Peregrine, VPT, Syfer, Eurofarad, Texas Instruments, MS Kennedy, Miteq, Cobham, E2V, MA-COM, Hittite, Mini-Circuits, General Dynamics и др.);

Компания «Океан Электроники» является официальным дистрибьютором и эксклюзивным представителем в России одного из крупнейших производителей разъемов военного и аэрокосмического назначения «JONHON», а так же официальным дистрибьютором и эксклюзивным представителем в России производителя высокотехнологичных и надежных решений для передачи СВЧ сигналов «FORSTAR».



JONHON

«JONHON» (основан в 1970 г.)

Разъемы специального, военного и аэрокосмического назначения:

(Применяются в военной, авиационной, аэрокосмической, морской, железнодорожной, горно- и нефтедобывающей отраслях промышленности)

«FORSTAR» (основан в 1998 г.)

ВЧ соединители, коаксиальные кабели, кабельные сборки и микроволновые компоненты:

(Применяются в телекоммуникациях гражданского и специального назначения, в средствах связи, РЛС, а так же военной, авиационной и аэрокосмической отраслях промышленности).



Телефон: 8 (812) 309-75-97 (многоканальный)

Факс: 8 (812) 320-03-32

Электронная почта: ocean@oceanchips.ru

Web: <http://oceanchips.ru/>

Адрес: 198099, г. Санкт-Петербург, ул. Калинина, д. 2, корп. 4, лит. А