



8D Power Series

8D Power Series



SOURIAU

The extreme environments interconnect specialist «from deep sea to deep space»

The company designs, manufactures and markets high performance interconnect solutions for severe environments from industrial broadline and universal ranges to complex system with integrated functions: filtering, high speed data transmission, hermetic seal, separation mechanism, remote handling, underwater mating, ...



Industrial



Aeronautical



Equipment & System

The dedicated end markets for SOURIAU's products are aeronautical, defense-space and industrial.



Railway
Geophysics
Manufacturing environment
Instrumentation
Automation & process
Motosport



Civil & military aircraft
Helicopter
Weapon delivery system
Avionics



Military marine
Communications
Satellites
Launcher & missile

SOURIAU was established in 1917 and has been created by successive acquisitions of the industrial, aeronautical, defense and space activities of SOURIAU, JUPITER and BURNDY.

The Group's products are engineered and manufactured in the USA and Dominican Republic, Europe and Morocco, Japan and India, and sold by a worldwide sales and marketing organization, and in addition to SOURIAU's offices, a large network of licensed distributors and agents.

SOURIAU complies with most of national and international Quality Assurance Standards, production unit with ISO 14001

**Quality Certificate
Management System**

ISO 9001

**Environment Certificate
Management System**

ISO 14001

**Quality Certificate
Management System**

Aeronautic Industry : EN 9100

8D Power Series



Presentation

8D power series is a range extension of standard aeromil product line to address high power supply in harsh environment for civil and military aeronautics market.

Thanks to its unique contact design (socket with a braid) these products can be used wherever very high power supply is required in environment where vibration and temperature are high.

Typical applications can be motor of electro hydraulic or electro mechanical actuators (located on Aircraft wings and tail or in the thrust reverser actuation system).

8D range features 6 different layouts in 4 shell sizes (composite or aluminum) with contacts from size 8 to size 4 enabling current rating up to 80 Amps.

Contents

• Company profile	2
• Presentation	3
• Technical features and benefits	4
• Ordering information	6
• Layouts	7
• Dimensions	8
• Contacts and sealing boot	9
• Tooling	10

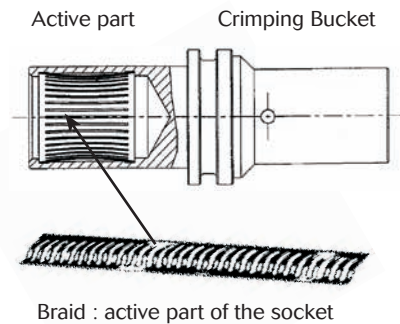
8D Power Series



Technical features and benefits

A unique contact design with a braid socket

- Enabling 20 contact points for a size 4 contact vs 2 or 3 for a standard socket,
- Allowing 20 % more intensity as compared to standard socket,
- Excellent vibration withstanding,
- Insure excellent crimping (crimping bucket can be heat treated to insure good plasticity without affecting the active part elasticity insured by the braid - added after heat treatment).




20 contact points on the pin for a #4 contact

Cut of a contact mated pair



A versatile individual sealing on the cable

- Sealing on the cable done thanks to a sealing boot,
- Same connector can accommodate a wide range of cable diameter.



Longitudinal cut of a connector

A contact technology integrated in well proven standard aeromil connectors

- Up to 260°C service temperature,
- Up to 60G vibration withstanding.



8D Power Series



Description

- Quick screw coupling connector with removable crimp contact.
- Designed to be used in severe environments, fluid resistance, high shock and vibration.
- Shell available in, aluminium, composite, Stainless steel, Titanium & Bronze.
- Six layouts with different current rating.
- Consult us for power hermetic version.

Applications

- Power supply in harsh environment: Electro Hydraulic actuator on Aircraft wings, Electro Mechanical actuator for Aircraft Thrust Reverser...

Technical features

Mechanical

- **Shell:** Aluminum alloy, Composite, Bronze, Stainless steel, Titanium.
- **Plating:**
 - Olive green cadmium (W/J),
 - Nickel (F/M/TF/S),
 - Without plating (X for composite, TT for titanium and JVS for Bronze),
 - Passivated (K).
- **Grommet and seal:** Silicon elastomer.
- **Insulator:** Thermoset.
- **Contact body:** Copper Alloy.
- **Contact retention:**
 - #4 = 200N
 - #8 = 111N.
- **Shock:** 300g during 3ms.
- **Endurance:** 500 mating / unmating operations.
- **Vibration:** As per MIL DTL 38999.

Electrical

- **Dielectric withstanding:**
Test voltage rating (Vrms).

Service	Sea level	at 21 000 m
M	1 300	800
I	1 800	1 000

- **Insulation Resistance:**
5000 M Ω under 500 Vdc.
- **Max current rating per contact:**
 - #4 = 80A
 - #8 = 45A.
- **Contact resistance:**
 - #4 = 2m Ω
 - #8 = 3M Ω .
- **Shielding:** As per MIL DTL 38999.
- **Electrical continuity:**
 - W = 2.5 m Ω ,
 - F = 1m Ω ,
 - J, M = 3 m Ω ,
 - JVS = 5 m Ω .

Environmental

- **Temperature range:**
 - W, J, X, JVS = - 65°C +175°C,
 - F, M, K, S, TT, TF = - 65°C +200°C.
- **Sealing:** As per MIL DTL 38999.
- **Damp Heat:** As per MIL DTL 38999.
- **Salt Spray:**
 - W, TT, TF, K, JVS = 500 hours,
 - F, S = 48 hours,
 - J,M,X = 2000 hours.
- **Fire resistance:**
As per EN 2591 - c 17 method A.
- **Resistance to fluid:**
As per MIL DTL 38999.

8D Power Series



Ordering information

Basic Series	8D	0	-	11	W	80	P	N	251
Style:									
0: Square flange receptacle									
5: Plug with RFI shielding									
7: Jam nut receptacle									
Type: Crimp contact									
Shell size: 11 - 17 - 21 - 25									
Plating (according shell material - see below):									
Aluminum shell:									
W: Olive green cadmium									
F: Nickel									
Composite shell:									
J: Olive green cadmium									
M: Nickel									
X: Without plating									
Stainless steel shell:									
K: Corrosion resistant									
S: Nickel									
Titanium shell:									
TT: Without plating									
TF: Nickel									
Contact layouts: See p.8									
Contact style:									
P: Pin contact A: Male connector supplied without contact									
S: Socket contact B: Female connector supplied without contact									
Orientation: N - A - B - C - D - E									
Specification:									
251: To be added for some layouts to be supplied with power contacts (see page 8)									

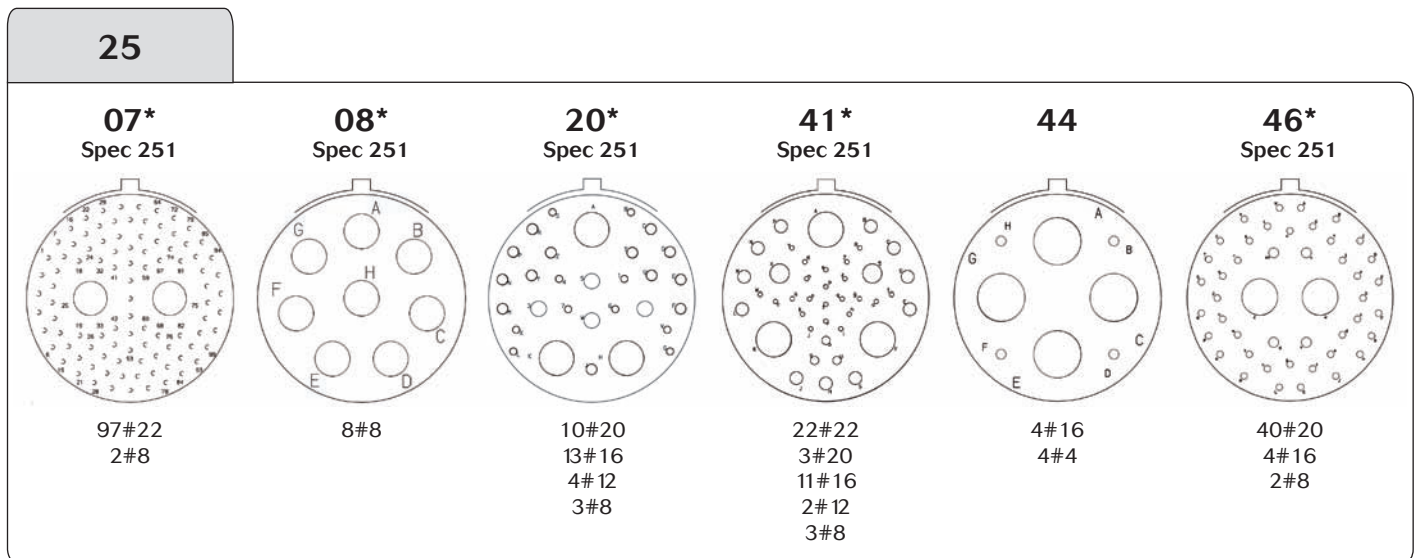
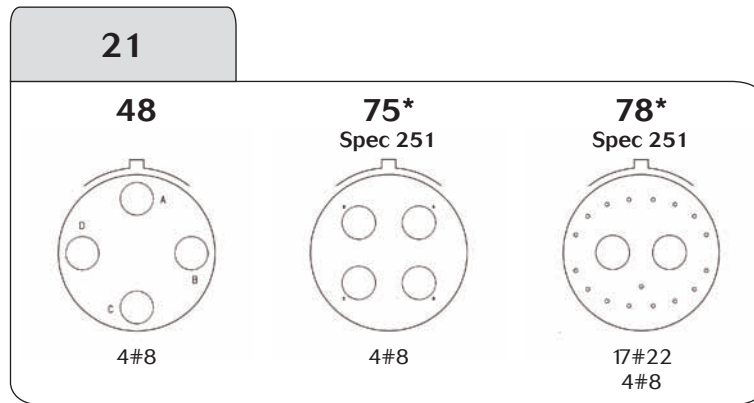
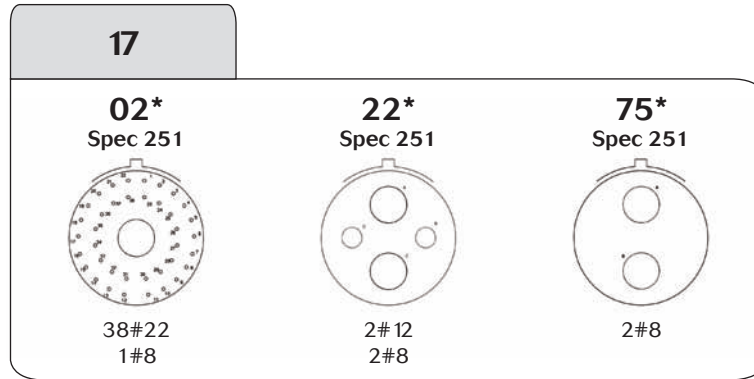
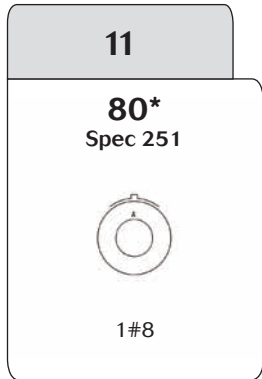
Ordering information (Marine Bronze serie)

Basic Series	JVS	16	A	11	80	P	N	251
Style:								
00: Square flange receptacle								
07: Jam nut receptacle								
16: Plug								
Material:								
A: Bronze shell material								
Shell size: 11 - 17 - 21 - 25								
Contact layouts: See p.8								
Contact style:								
P: Pin contact A: Male connector supplied without contact								
S: Socket contact B: Female connector supplied without contact								
Orientation: N - A - B - C - D - E								
Specification:								
251: To be added for some layouts to be supplied with power contacts (see page 8)								

8D Power Series



Layouts

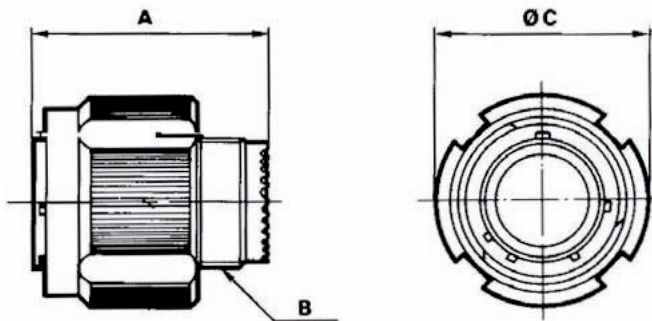


* For classes F, W, K, S only

8D Power Series

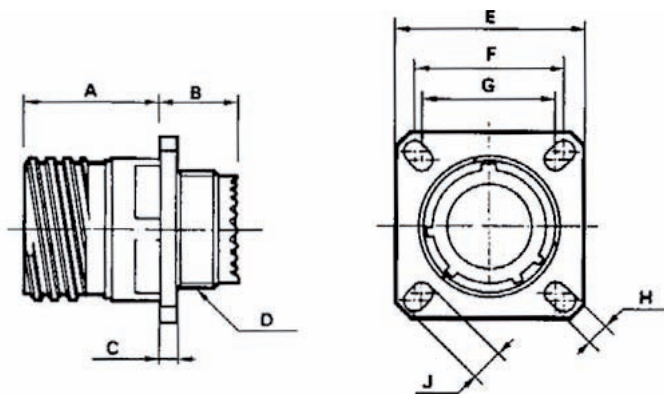


Dimension plug type 5 - for all material



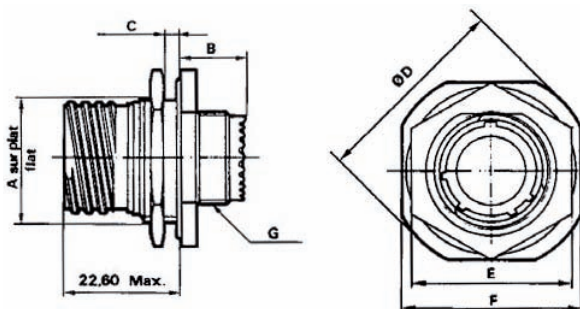
Shell size	11	17	21	25
A max	31	31	31	31
B (thread)	M 15x1-6g	M 25x1-6g	M 31x1-6g	M 37x1-6g
C max	25.00	36.5	42.5	48.4

Dimension receptacle type 0 - for all material



Shell size	11	17	21	25
A max	20.83	20.83	20.10	20.10
B max	12.00	12.00	12.00	12.00
C max	2.50	3.65	4.35	4.35
D (thread)	M 15x1-6g	M 25x1-6g	M 31x1-6g	M 37x1-6g
E ±0.3	26.20	33.30	39.70	46.00
F	20.62	26.97	31.75	38.10
G	18.26	24.61	29.36	34.93
H ±0.20	3.25	3.25	3.25	3.91
J ±0.20	4.93	4.93	4.93	6.15

Dimension Jam nut type 7 - for all material (excepted composite)



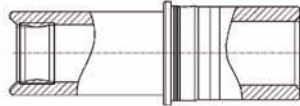

Shell size	11	17	21	25
A +0.10 -0.15	19.07	30.18	36.50	42.85
B max	9.90	9.90	9.90	9.90
C max	3.20	3.20	3.20	3.20
D max	35.20	44.80	52.70	59.00
E max	27.00	37.00	46.00	51.23
F 0.4	31.80	41.30	49.20	55.60
G (thread)	M 15x1-6g	M 25x1-6g	M 31x1-6g	M 37x1-6g

8D Power Series

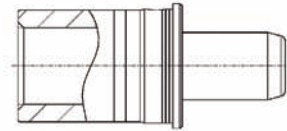



Contacts

Socket contact



Pin contact



Contact size	Contact type	Contact reference	Cable		Protection	Dimensions	
			Cable size	Cable material		L	D
#4	Male	8599-7534	#4-5 or 10-16mm ² **	Copper	Au	9.70	5.74
	Female	8599-7535				16.58	8.50
	Male	8599-7598 900 *	for cable 25mm ² (#3)	Copper	Au	9.70	5.74
	Female	8599-7599 900 *				16.58	8.50
#4 with reduced barrel	Male	8599-7528 900	#6 or 10mm ² **	Copper	Au	9.70	5.74
	Female	8599-7529 900				16.58	8.50
#8 JVS only	Male	8599-7544	#8 or 10 **	Copper	Au	9.60	3.64
	Female	8599-7541				16.00	7.30
#8	Male	8599-7580	#8 or 10 **	Copper	Au	9.60	3.64
	Female	8599-7581				16.00	7.30

* Not included in connector P/N. Must be ordered separately.

** To be used with crimping bucket reducer.

Sealing boot and crimping bucket reducer



Contact size	Cable size	Cable material	Sealing boot reference
#4	16mm ²	Copper	8599-4594
	10mm ²		8599-4593
#8	#8	Copper	8599-4542
	#10		8599-4547

Contact size	Cable size	Reducing sleeve reference
#4	10mm ²	8400-2352A
#8	#10	8599-7545

8D Power Series



Tooling

Contact size	Contact type	Contact reference	Cable AWG	Crimping tool	Die set	Locator	Contact extraction tool (metallic)	Contact extraction tool (plastic)
#4	Male	8599-7534	#4-5 or 10-16mm ² *	M22520/23-01	M22520/23-04	M22520/23-11	8533-8175	M81969/14-07
	Female	8599-7535	#4-5 or 10-16mm ² *	M22520/23-01	M22520/23-04	M22520/23-11	8533-8175	M81969/14-07
#8	Male	8599-7544	#8 or 10 *	M22520/23-01	M22520/23-02	8599-9601	8660-197	M81969/14-12
	JVS only Female	8599-7541	#8 or 10 *	M22520/23-01	M22520/23-02	8599-9601	8660-197	M81969/14-12
#8	Male	8599-7580	#8 or 10 *	M22520/23-01	M22520/23-02	8599-9601	8660-197	M81969/14-12
	Female	8599-7581	#8 or 10 *	M22520/23-01	M22520/23-02	8599-9601	8660-197	M81969/14-12

Manual hand tool also existing fo power contacts #8.
 * To be used with crimping bucket reductor.

Automatic tool for contacts #4 & #8



Crimping tool (M22520/23-01)



Die set (M22520/23-02)



Locator (M22520/23-11)

Manual hand tool for contacts #8

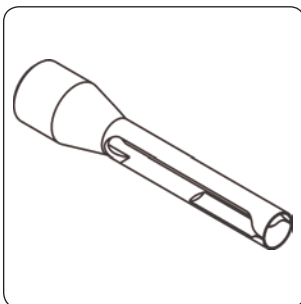


Crimping tool (M300 BT)




Locator (SP 593)


Extraction tool



Metallic extraction tool for #4 (8533-8175)



Metallic extraction tool for #8 (8660-197)



www.souriau.com
contactmilaero@souriau.com



Компания «Океан Электроники» предлагает заключение долгосрочных отношений при поставках импортных электронных компонентов на взаимовыгодных условиях!

Наши преимущества:

- Поставка оригинальных импортных электронных компонентов напрямую с производств Америки, Европы и Азии, а так же с крупнейших складов мира;
- Широкая линейка поставок активных и пассивных импортных электронных компонентов (более 30 млн. наименований);
- Поставка сложных, дефицитных, либо снятых с производства позиций;
- Оперативные сроки поставки под заказ (от 5 рабочих дней);
- Экспресс доставка в любую точку России;
- Помощь Конструкторского Отдела и консультации квалифицированных инженеров;
- Техническая поддержка проекта, помощь в подборе аналогов, поставка прототипов;
- Поставка электронных компонентов под контролем ВП;
- Система менеджмента качества сертифицирована по Международному стандарту ISO 9001;
- При необходимости вся продукция военного и аэрокосмического назначения проходит испытания и сертификацию в лаборатории (по согласованию с заказчиком);
- Поставка специализированных компонентов военного и аэрокосмического уровня качества (Xilinx, Altera, Analog Devices, Intersil, Interpoint, Microsemi, Actel, Aeroflex, Peregrine, VPT, Syfer, Eurofarad, Texas Instruments, MS Kennedy, Miteq, Cobham, E2V, MA-COM, Hittite, Mini-Circuits, General Dynamics и др.);

Компания «Океан Электроники» является официальным дистрибьютором и эксклюзивным представителем в России одного из крупнейших производителей разъемов военного и аэрокосмического назначения «JONHON», а так же официальным дистрибьютором и эксклюзивным представителем в России производителя высокотехнологичных и надежных решений для передачи СВЧ сигналов «FORSTAR».



JONHON

«JONHON» (основан в 1970 г.)

Разъемы специального, военного и аэрокосмического назначения:

(Применяются в военной, авиационной, аэрокосмической, морской, железнодорожной, горно- и нефтедобывающей отраслях промышленности)

«FORSTAR» (основан в 1998 г.)

ВЧ соединители, коаксиальные кабели, кабельные сборки и микроволновые компоненты:

(Применяются в телекоммуникациях гражданского и специального назначения, в средствах связи, РЛС, а так же военной, авиационной и аэрокосмической отраслях промышленности).



Телефон: 8 (812) 309-75-97 (многоканальный)

Факс: 8 (812) 320-03-32

Электронная почта: ocean@oceanchips.ru

Web: <http://oceanchips.ru/>

Адрес: 198099, г. Санкт-Петербург, ул. Калинина, д. 2, корп. 4, лит. А