


# Metal Film Resistors, Power, Surface Mount


**Note**

\* This datasheet provides information about parts that are RoHS-compliant and / or parts that are non-RoHS-compliant. For example, parts with lead (Pb) terminations are not RoHS-compliant. Please see the information / tables in this datasheet for details.

**FEATURES**

- Molded encapsulation
- Wraparound compliant terminations eliminate risk of solder fillet cracking
- Solderable terminations
- Excellent stability at different environmental conditions
- High power ratings (up to 2 W)
- AEC-Q200 qualified available <sup>(1)</sup>
- Material categorization: for definitions of compliance please see [www.vishay.com/doc?99912](http://www.vishay.com/doc?99912)


**Note**

<sup>(1)</sup> Flame retardance test may not be applicable to some resistor technologies.

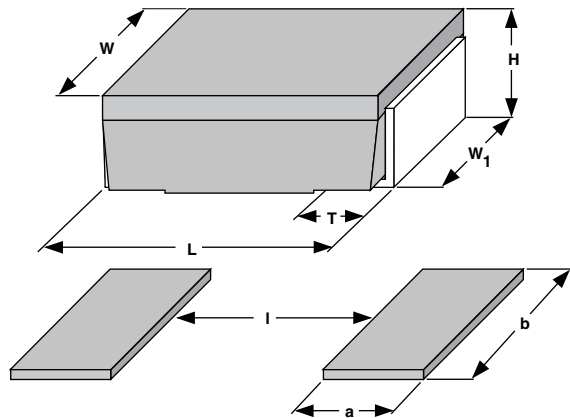
STANDARD ELECTRICAL SPECIFICATIONS						
GLOBAL MODEL	SIZE INCH	POWER RATING $P_{70^\circ\text{C}}$ W	TOLERANCE $\pm \%$	RESISTANCE RANGE $\Omega$	TEMPERATURE COEFFICIENT <sup>(4)</sup> $\pm \text{ppm}/^\circ\text{C}$	ENCAPSULATION
WSF2012	2012	0.5	0.5, 1, 5	5.0 to 1.43K <sup>(2)</sup>	100	Epoxy
WSF2515	2515	1.0	0.5, 1, 5	10 to 10K	100	Thermoplastic
WSF4527	4527	2.0 <sup>(3)</sup>	0.5, 1, 5	10 to 100K	100	Thermoplastic

TECHNICAL SPECIFICATIONS				
PARAMETER	UNIT	WSF2012	WSF2515	WSF4527
Dielectric withstanding voltage	$V_{AC}$	> 500	> 500	> 500
Insulation resistance	$\Omega$	> $10^9$		
Operating temperature range	$^\circ\text{C}$	- 65/+ 175	- 65/+ 175	- 65/+ 150
Maximum working voltage	V	$(P \times R)^{1/2}$	$(P \times R)^{1/2}$	$(P \times R)^{1/2}$ <sup>(3)</sup>
Weight/1000 pieces (typical)	g	90	165	760

**Notes**

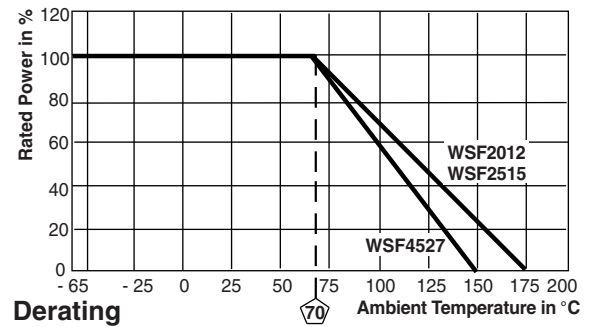
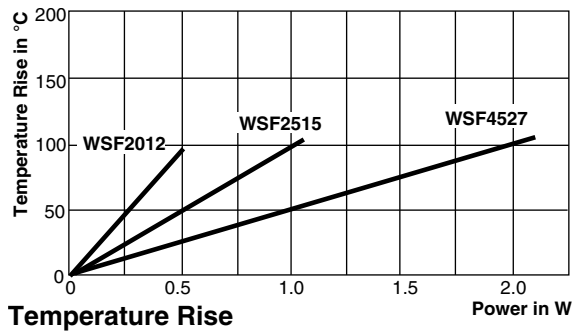
- Part marking: 1/2 W - DALE, value; 1 W - model, value, tolerance, date code; 2 W - DALE, model, value, tolerance, date code.
- <sup>(2)</sup> E96 values only.
- <sup>(3)</sup> Resistance values above 31.25 k $\Omega$  are limited to 250 V maximum working voltage.
- <sup>(4)</sup>  $\pm 50 \text{ ppm}/^\circ\text{C}$  and  $\pm 25 \text{ ppm}/^\circ\text{C}$  available.

GLOBAL PART NUMBER INFORMATION																	
Global Part Numbering example: <b>WSF25151K500JKTA</b> (preferred numbering format)																	
W	S	F	2	5	1	5	1	K	5	0	0	J	K	T	A		
GLOBAL MODEL		VALUE		TOLERANCE		TCR		PACKAGING			SPECIAL						
WSF2012 WSF2515 WSF4527		R = Decimal K = Thousand 100R0 = 100 $\Omega$ 1K000 = 1 k $\Omega$		D = $\pm 0.5 \%$ F = $\pm 1.0 \%$ G = $\pm 2.0 \%$ H = $\pm 3.0 \%$ J = $\pm 5.0 \%$ K = $\pm 10 \%$		E = $\pm 25 \text{ ppm}/^\circ\text{C}$ H = $\pm 50 \text{ ppm}/^\circ\text{C}$ K = $\pm 100 \text{ ppm}/^\circ\text{C}$		EA = Lead (Pb)-free, tape/reel EK = Lead (Pb)-free, bulk TA = Tin/lead, tape/reel (R86) BA = Tin/lead, tape/reel, bulk (B43)			(Dash number) (Up to 2 digits) From 1 to 99 as applicable						
Historical Part Numbering example: <b>WSF2515 1.5 kW 5% 100 ppm/<math>^\circ\text{C}</math> R86</b> (will continue to be accepted for tin/lead product only)																	
WSF2515		1.5 k $\Omega$		5%		100 ppm/ $^\circ\text{C}$		R86									
HISTORICAL MODEL		RESISTANCE VALUE		TOLERANCE CODE		TEMPERATURE COEFFICIENT		PACKAGING									

**DIMENSIONS**


MODEL	DIMENSIONS in inches (millimeters)				
	L	H	T	W	W <sub>1</sub>
WSF2012	0.200 ± 0.020 (5.08 ± 0.508)	0.096 ± 0.015 (2.44 ± 0.381)	0.040 ± 0.010 (1.02 ± 0.254)	0.125 ± 0.005 (3.18 ± 0.127)	0.050 ± 0.005 (1.27 ± 0.127)
WSF2515	0.250 ± 0.020 (6.35 ± 0.508)	0.110 ± 0.015 (2.79 ± 0.381)	0.045 ± 0.010 (1.14 ± 0.254)	0.150 ± 0.005 (3.81 ± 0.127)	0.098 ± 0.005 (2.49 ± 0.127)
WSF4527	0.455 ± 0.020 (11.56 ± 0.508)	0.167 ± 0.010 (4.24 ± 0.254)	0.100 ± 0.010 (2.54 ± 0.254)	0.275 ± 0.005 (6.98 ± 0.127)	0.215 ± 0.005 (5.46 ± 0.127)

MODEL	SOLDER PAD DIMENSIONS in inches (millimeters)		
	a	b	l
WSF2012	0.085 (2.16)	0.070 (1.78)	0.080 (2.03)
WSF2515	0.090 (2.29)	0.115 (2.92)	0.120 (3.05)
WSF4527	0.155 (3.94)	0.230 (5.94)	0.205 (5.21)



PERFORMANCE		
TEST	CONDITIONS OF TEST	TEST LIMITS
Thermal shock	-55 °C to +150 °C, 1000 cycles, 15 min at each extreme	± (1.0 % + 0.05 Ω) ΔR
Short time overload	5 x rated power for 5 s	± (0.5 % + 0.05 Ω) ΔR
Low temperature storage	-65 °C for 24 h	± (0.5 % + 0.05 Ω) ΔR
High temperature exposure	1000 h at +175 °C (150 °C for WSF4527)	± (1.0 % + 0.05 Ω) ΔR
Bias humidity	+85 °C, 85 % RH, 10 % Bias, 1000 h	± (0.5 % + 0.05 Ω) ΔR
Moisture resistance	MIL-STD-202 method 106, 0 % power, 7a and 7b not required	± (0.5 % + 0.05 Ω) ΔR
Mechanical shock	100 g's for 6 ms, 5 pulses	± (0.5 % + 0.05 Ω) ΔR
Vibration	Frequency varied 10 Hz to 500 Hz in one min, 3 directions, 9 h	± (0.5 % + 0.05 Ω) ΔR
Load life	1000 h at rated power, +70 °C, 1.5 h "ON", 0.5 h "OFF"	± (1.0 % + 0.05 Ω) ΔR
Resistance to solder heat	+260 °C solder, 10 s to 12 s dwell, 25 mm/s emergence	± (0.5 % + 0.05 Ω) ΔR

PACKAGING				
MODEL	REEL			
	TAPE WIDTH	DIAMETER	PIECES/REEL	CODE
WSF2012	12 mm/embossed plastic	330 mm/13"	2000	EA/TA
WSF2515	16 mm/embossed plastic	330 mm/13"	2000	EA/TA
WSF4527	24 mm/embossed plastic	330 mm/13"	1200	EA/TA

**Note**

- Embossed Carrier Tape per EIA-481.



## Disclaimer

ALL PRODUCT, PRODUCT SPECIFICATIONS AND DATA ARE SUBJECT TO CHANGE WITHOUT NOTICE TO IMPROVE RELIABILITY, FUNCTION OR DESIGN OR OTHERWISE.

Vishay Intertechnology, Inc., its affiliates, agents, and employees, and all persons acting on its or their behalf (collectively, "Vishay"), disclaim any and all liability for any errors, inaccuracies or incompleteness contained in any datasheet or in any other disclosure relating to any product.

Vishay makes no warranty, representation or guarantee regarding the suitability of the products for any particular purpose or the continuing production of any product. To the maximum extent permitted by applicable law, Vishay disclaims (i) any and all liability arising out of the application or use of any product, (ii) any and all liability, including without limitation special, consequential or incidental damages, and (iii) any and all implied warranties, including warranties of fitness for particular purpose, non-infringement and merchantability.

Statements regarding the suitability of products for certain types of applications are based on Vishay's knowledge of typical requirements that are often placed on Vishay products in generic applications. Such statements are not binding statements about the suitability of products for a particular application. It is the customer's responsibility to validate that a particular product with the properties described in the product specification is suitable for use in a particular application. Parameters provided in datasheets and/or specifications may vary in different applications and performance may vary over time. All operating parameters, including typical parameters, must be validated for each customer application by the customer's technical experts. Product specifications do not expand or otherwise modify Vishay's terms and conditions of purchase, including but not limited to the warranty expressed therein.

Except as expressly indicated in writing, Vishay products are not designed for use in medical, life-saving, or life-sustaining applications or for any other application in which the failure of the Vishay product could result in personal injury or death. Customers using or selling Vishay products not expressly indicated for use in such applications do so at their own risk. Please contact authorized Vishay personnel to obtain written terms and conditions regarding products designed for such applications.

No license, express or implied, by estoppel or otherwise, to any intellectual property rights is granted by this document or by any conduct of Vishay. Product names and markings noted herein may be trademarks of their respective owners.

## Material Category Policy

**Vishay Intertechnology, Inc. hereby certifies that all its products that are identified as RoHS-Compliant fulfill the definitions and restrictions defined under Directive 2011/65/EU of The European Parliament and of the Council of June 8, 2011 on the restriction of the use of certain hazardous substances in electrical and electronic equipment (EEE) - recast, unless otherwise specified as non-compliant.**

**Please note that some Vishay documentation may still make reference to RoHS Directive 2002/95/EC. We confirm that all the products identified as being compliant to Directive 2002/95/EC conform to Directive 2011/65/EU.**

**Vishay Intertechnology, Inc. hereby certifies that all its products that are identified as Halogen-Free follow Halogen-Free requirements as per JEDEC JS709A standards. Please note that some Vishay documentation may still make reference to the IEC 61249-2-21 definition. We confirm that all the products identified as being compliant to IEC 61249-2-21 conform to JEDEC JS709A standards.**

Компания «Океан Электроники» предлагает заключение долгосрочных отношений при поставках импортных электронных компонентов на взаимовыгодных условиях!

Наши преимущества:

- Поставка оригинальных импортных электронных компонентов напрямую с производств Америки, Европы и Азии, а так же с крупнейших складов мира;
- Широкая линейка поставок активных и пассивных импортных электронных компонентов (более 30 млн. наименований);
- Поставка сложных, дефицитных, либо снятых с производства позиций;
- Оперативные сроки поставки под заказ (от 5 рабочих дней);
- Экспресс доставка в любую точку России;
- Помощь Конструкторского Отдела и консультации квалифицированных инженеров;
- Техническая поддержка проекта, помощь в подборе аналогов, поставка прототипов;
- Поставка электронных компонентов под контролем ВП;
- Система менеджмента качества сертифицирована по Международному стандарту ISO 9001;
- При необходимости вся продукция военного и аэрокосмического назначения проходит испытания и сертификацию в лаборатории (по согласованию с заказчиком);
- Поставка специализированных компонентов военного и аэрокосмического уровня качества (Xilinx, Altera, Analog Devices, Intersil, Interpoint, Microsemi, Actel, Aeroflex, Peregrine, VPT, Syfer, Eurofarad, Texas Instruments, MS Kennedy, Miteq, Cobham, E2V, MA-COM, Hittite, Mini-Circuits, General Dynamics и др.);

Компания «Океан Электроники» является официальным дистрибьютором и эксклюзивным представителем в России одного из крупнейших производителей разъемов военного и аэрокосмического назначения «JONHON», а так же официальным дистрибьютором и эксклюзивным представителем в России производителя высокотехнологичных и надежных решений для передачи СВЧ сигналов «FORSTAR».



## JONHON

«JONHON» (основан в 1970 г.)

Разъемы специального, военного и аэрокосмического назначения:

(Применяются в военной, авиационной, аэрокосмической, морской, железнодорожной, горно- и нефтедобывающей отраслях промышленности)

«FORSTAR» (основан в 1998 г.)

ВЧ соединители, коаксиальные кабели, кабельные сборки и микроволновые компоненты:

(Применяются в телекоммуникациях гражданского и специального назначения, в средствах связи, РЛС, а так же военной, авиационной и аэрокосмической отраслях промышленности).



Телефон: 8 (812) 309-75-97 (многоканальный)

Факс: 8 (812) 320-03-32

Электронная почта: [ocean@oceanchips.ru](mailto:ocean@oceanchips.ru)

Web: <http://oceanchips.ru/>

Адрес: 198099, г. Санкт-Петербург, ул. Калинина, д. 2, корп. 4, лит. А