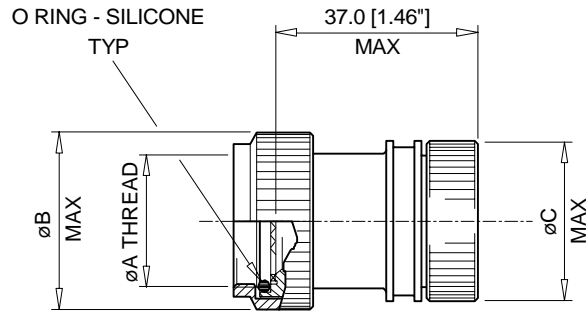


# SPECIFICATION CONTROL DRAWING

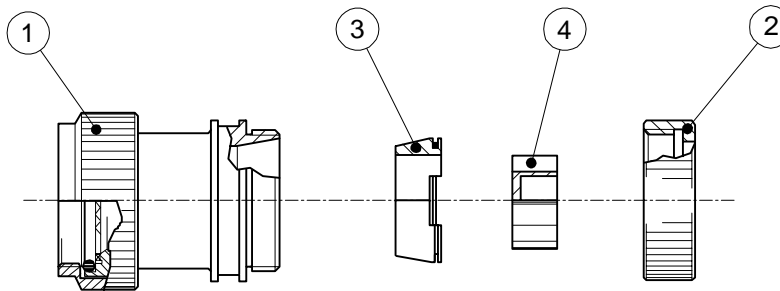
REV:  
A

DATE:  
AUG 17, 2006



## STRAIGHT ADAPTOR

-00



© 2006 Tyco Electronics Corporation. All rights reserved.

<p><b>Wire and Harnessing Products</b></p>		Raychem Wire and Harnessing Products 300 Constitution Drive Menlo Park, CA 94025 USA	TITLE: <b>HEXASHIELD ADAPTOR FOR                  CODE 40 CONNECTORS-                  EXTENDED BODY AND PLAIN                  CLAMPING NUT</b>				
UNLESS OTHERWISE SPECIFIED DIMENSIONS ARE IN MILLIMETERS. INCH DIMENSIONS ARE SHOWN IN BRACKETS		This drawing and the information set forth hereon is the property of Tyco Electronics and is to be held in trust and confidence. Publication, duplication, disclosure or use for any other purpose not expressly authorized in writing by Tyco Electronics is prohibited.		DOCUMENT NO. <b>HEX40L-AY-00-YY-AYY-1-YY</b>			
DRAWN: IRT	DATE: JUN 00	Tyco Electronics reserves the right to amend this drawing at any time. Users should evaluate the suitability of the product for their application.		FILE-UK: Hex40l-1scd-us.doc	File & DCR# D060247	SCALE: NONE	SHEET: 1 OF 4

If this document is printed it becomes uncontrolled. Check for the latest revision.

# SPECIFICATION CONTROL DRAWING

 REV:  
A

 DATE:  
AUG 17, 2006

## KIT DESCRIPTION

ITEM	DESCRIPTION	MATERIAL
1	BODY ASSEMBLY	ALUMINIUM ALLOY
2	CLAMPING NUT - PLAIN	ALUMINIUM ALLOY
3	CONIC RING	ALUMINIUM ALLOY
4	STAR	ALUMINIUM ALLOY


## TABLE OF DIMENSIONS

Order Number	Shell Size		ØA Thread Class 6H	ØB Max	ØC Max	Ferrule Quantity	
	Mil.	Com.				Std.	Opt.
09	A	09	M12 x 1	19.0 [0.75"]	17.5 [0.69"]	1	-
11	B	11	M15 x 1	22.0 [0.87"]	21.5 [0.85"]	2	-
13	C	13	M18 x 1	25.5 [1.00"]	22.5 [0.89"]	3	-
15	D	15	M22 x 1	30.5 [1.20"]	25.5 [1.00"]	5	-
17	E	17	M25 x 1	33.5 [1.32"]	28.5 [1.12"]	6	7
19	F	19	M28 x 1	37.0 [1.46"]	31.5 [1.24"]	7	-
21	G	21	M31 x 1	38.5 [1.52"]	35.0 [1.38"]	9	11
23	H	23	M34 x 1	42.0 [1.65"]	38.0 [1.50"]	10	13
25	J	25	M37 x 1	46.5 [1.83"]	41.0 [1.61"]	12	17

## PART NUMBERING

HEX40 L - A B - 00 - 21 - A9 - 1 - DS

- CONNECTOR CODE NUMBER \_\_\_\_\_  
HEX40 = MIL-C-38999 SERIES III AND IV
- L = EXTENDED BODY \_\_\_\_\_
- MATERIAL CODE: \_\_\_\_\_  
A = ALUMINIUM ALLOY
- PLATING CODE: \_\_\_\_\_  
B = CADMIUM OLIVE DRAB TO QQ-P416  
C = ELECTROLESS NICKEL TO MIL-C-26074
- BODY STYLE \_\_\_\_\_  
00 = STRAIGHT
- ORDER NUMBER \_\_\_\_\_
- FERRULE QUANTITY CODE \_\_\_\_\_
- 1 = PLAIN CLAMPING NUT
- DS = DRILLED STAR - OPTIONAL - SEE NOTE 2 \_\_\_\_\_

 <b>Wire and Harnessing Products</b>		Raychem Wire and Harnessing Products 300 Constitution Drive Menlo Park, CA 94025 USA	TITLE: <b>HEXASHIELD ADAPTOR FOR                  CODE 40 CONNECTORS-                  EXTENDED BODY AND PLAIN                  CLAMPING NUT</b>				
UNLESS OTHERWISE SPECIFIED DIMENSIONS ARE IN MILLIMETERS. INCH DIMENSIONS ARE SHOWN IN BRACKETS		This drawing and the information set forth hereon is the property of Tyco Electronics and is to be held in trust and confidence. Publication, duplication, disclosure or use for any other purpose not expressly authorized in writing by Tyco Electronics is prohibited.		DOCUMENT NO. <b>HEX40L-AY-00-YY-AYY-1-YY</b>			
DRAWN: IRT	DATE: JUN 00	Tyco Electronics reserves the right to amend this drawing at any time. Users should evaluate the suitability of the product for their application.		FILE-UK: Hex40l-1scd-us.doc	File & DCR# D060247	SCALE: NONE	SHEET: 2 OF 4

If this document is printed it becomes uncontrolled. Check for the latest revision.

# SPECIFICATION CONTROL DRAWING

REV:  
A

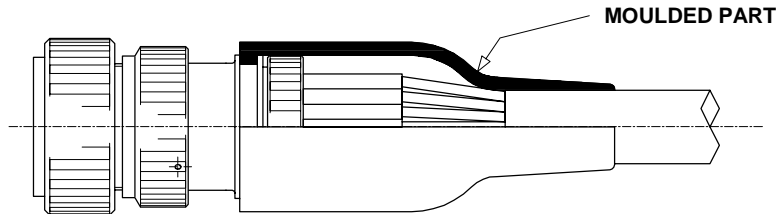
DATE:  
AUG 17, 2006

## APPLICATION

- These adaptors are designed to be mounted on the following connectors:

MIL-C-38999 Series III and IV

- They are qualified to the Raychem specification RB-114, when installed on metallic Mil-Specification circular connectors only.
- They are designed primarily for open wire bundle installation but are also designed to accept Raychem heat shrink moulded parts where strain relief and sealing is required – see illustration.



- Use in conjunction with the ferrules HET-A-0XX, which are purchased separately. Refer to HET-A-0XX S.C.D. for relevant selection details.

## INSTALLATION

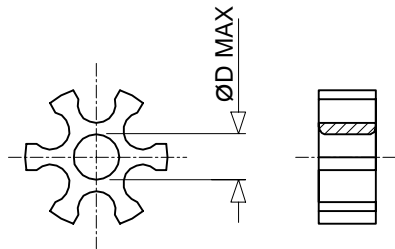
- See Installation Procedure RPIP-696-04.

## PACKAGING

- All components are supplied in a plastic bag.

## NOTES!

1. Item 4 - Star - is **not** supplied with Hexashield Order Number 09.
2. The DS option, illustrated below, is for a Drilled Star that is available on sizes 15 to 25 only. This option is to allow unshielded wires to pass through the assembly.



STAR SIZE	15	17	19	21	23	25
ØD MAX	3.0 [0.12"]	6.0 [0.24"]	9.0 [0.35"]	12.0 [0.47"]	15.0 [0.59"]	18.0 [0.71"]

		Raychem Wire and Harnessing Products 300 Constitution Drive Menlo Park, CA 94025 USA	TITLE: <b>HEXASHIELD ADAPTOR FOR                  CODE 40 CONNECTORS-                  EXTENDED BODY AND PLAIN                  CLAMPING NUT</b>				
UNLESS OTHERWISE SPECIFIED DIMENSIONS ARE IN MILLIMETERS. INCH DIMENSIONS ARE SHOWN IN BRACKETS		This drawing and the information set forth hereon is the property of Tyco Electronics and is to be held in trust and confidence. Publication, duplication, disclosure or use for any other purpose not expressly authorized in writing by Tyco Electronics is prohibited.		DOCUMENT NO. <b>HEX40L-AY-00-YY-AYY-1-YY</b>			
DRAWN: IRT	DATE: JUN 00	Tyco Electronics reserves the right to amend this drawing at any time. Users should evaluate the suitability of the product for their application.		FILE-UK: Hex40l-1scd-us.doc	File & DCR# D060247	SCALE: NONE	SHEET: 3 OF 4

If this document is printed it becomes uncontrolled. Check for the latest revision.

# SPECIFICATION CONTROL DRAWING

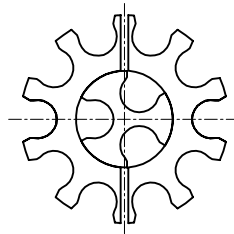
REV:  
A

DATE:  
AUG 17, 2006

3. Where the ferrule quantities required are standard, the item 4 - Star - is also standard.  
 If the optional quantity is selected then 2 items 4 will be supplied - one "split" and the other one standard.  
 See below for illustration.

EXAMPLE: FERRULE QUANTITY CODE -A13

-A13 = -A10 SPLIT STAR + -A3 STANDARD STAR



4. Assembly is to be permanently marked with Code Identity Number and Part Number.  
 (e.g. 06090 HEX40L-AB-00-21-A9-1)

<p><b>Wire and Harnessing Products</b></p>		Raychem Wire and Harnessing Products 300 Constitution Drive Menlo Park, CA 94025 USA	TITLE: <b>HEXASHIELD ADAPTOR FOR                  CODE 40 CONNECTORS-                  EXTENDED BODY AND PLAIN                  CLAMPING NUT</b>				
UNLESS OTHERWISE SPECIFIED DIMENSIONS ARE IN MILLIMETERS. INCH DIMENSIONS ARE SHOWN IN BRACKETS		This drawing and the information set forth hereon is the property of Tyco Electronics and is to be held in trust and confidence. Publication, duplication, disclosure or use for any other purpose not expressly authorized in writing by Tyco Electronics is prohibited.		DOCUMENT NO. <b>HEX40L-AY-00-YY-AYY-1-YY</b>			
DRAWN: IRT	DATE: JUN 00	Tyco Electronics reserves the right to amend this drawing at any time. Users should evaluate the suitability of the product for their application.		FILE-UK: Hex40l-1scd-us.doc	File & DCR# D060247	SCALE: NONE	SHEET: 4 OF 4

If this document is printed it becomes uncontrolled. Check for the latest revision.

Компания «Океан Электроники» предлагает заключение долгосрочных отношений при поставках импортных электронных компонентов на взаимовыгодных условиях!

Наши преимущества:

- Поставка оригинальных импортных электронных компонентов напрямую с производств Америки, Европы и Азии, а так же с крупнейших складов мира;
- Широкая линейка поставок активных и пассивных импортных электронных компонентов (более 30 млн. наименований);
- Поставка сложных, дефицитных, либо снятых с производства позиций;
- Оперативные сроки поставки под заказ (от 5 рабочих дней);
- Экспресс доставка в любую точку России;
- Помощь Конструкторского Отдела и консультации квалифицированных инженеров;
- Техническая поддержка проекта, помощь в подборе аналогов, поставка прототипов;
- Поставка электронных компонентов под контролем ВП;
- Система менеджмента качества сертифицирована по Международному стандарту ISO 9001;
- При необходимости вся продукция военного и аэрокосмического назначения проходит испытания и сертификацию в лаборатории (по согласованию с заказчиком);
- Поставка специализированных компонентов военного и аэрокосмического уровня качества (Xilinx, Altera, Analog Devices, Intersil, Interpoint, Microsemi, Actel, Aeroflex, Peregrine, VPT, Syfer, Eurofarad, Texas Instruments, MS Kennedy, Miteq, Cobham, E2V, MA-COM, Hittite, Mini-Circuits, General Dynamics и др.);

Компания «Океан Электроники» является официальным дистрибьютором и эксклюзивным представителем в России одного из крупнейших производителей разъемов военного и аэрокосмического назначения «JONHON», а так же официальным дистрибьютором и эксклюзивным представителем в России производителя высокотехнологичных и надежных решений для передачи СВЧ сигналов «FORSTAR».



## JONHON

«JONHON» (основан в 1970 г.)

Разъемы специального, военного и аэрокосмического назначения:

(Применяются в военной, авиационной, аэрокосмической, морской, железнодорожной, горно- и нефтедобывающей отраслях промышленности)

«FORSTAR» (основан в 1998 г.)

ВЧ соединители, коаксиальные кабели, кабельные сборки и микроволновые компоненты:

(Применяются в телекоммуникациях гражданского и специального назначения, в средствах связи, РЛС, а так же военной, авиационной и аэрокосмической отраслях промышленности).



Телефон: 8 (812) 309-75-97 (многоканальный)

Факс: 8 (812) 320-03-32

Электронная почта: [ocean@oceanchips.ru](mailto:ocean@oceanchips.ru)

Web: <http://oceanchips.ru/>

Адрес: 198099, г. Санкт-Петербург, ул. Калинина, д. 2, корп. 4, лит. А