



MICROPOWER VOLTAGE SUPERVISOR RESET ACTIVE LOW

- ULTRA LOW POWER CONSUMPTION :
12µA maximum
- PRECISION RESET THRESHOLD
- THRESHOLD VOLTAGE:
4.33V typ. FOR TS831-5
4.50V typ. FOR TS831-4
2.71V typ. FOR TS831-3
- GUARANTEED RESET OPERATION FOR
V_{CC} DOWN TO 1V
- OPEN DRAIN OUTPUT COMPARATOR
- FAST RESPONSE TIME : 20µs FOR A 10mV
OVERDRIVE
- INTERNAL BUILT-IN HYSTERESIS
- PIN TO PIN COMPATIBLE WITH MC33064
AND MC33164

DESCRIPTION

The TS831 is an ultra low power integrated circuit incorporating a high stability band-gap voltage reference and a comparator with an open drain output.

The threshold voltage is set at 4.33V for TS831-5, 4.5V for TS831-4 and 2.71V for TS831-3 by internal thermally matched resistors.

The comparator exhibits a 20µs response (with 10mV overdrive) and has an open drain output active when input voltage is lower than the threshold. An internal hysteresis, 100mV for TS831-4 / TS831-5 and 60mV for TS831-3, increases the comparator's noise margin and prevents false reset operation.

APPLICATION


- Power-on reset generator for microcontroller
- Power failure detector

ORDER CODE

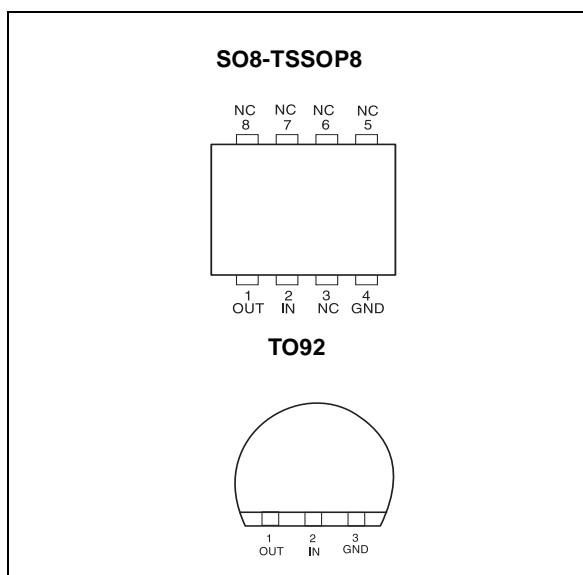
Part Number	Temperature Range	Package		
		D	Z	P
TS831-5I	-40, +125°C	•	•	•
TS831-4I		•	•	•
TS831-3I		•	•	•

Z= TO92 Plastic package

D = Small Outline Package (SO) - also available in Tape & Reel (DT)
P = Thin Shrink Small Outline Package (TSSOP) - only available
in Tape & Reel (PT)



PIN CONNECTIONS (top view)



ABSOLUTE MAXIMUM RATINGS

Symbol	Parameter	Value	Unit
V _{CC}	Supply Voltage ¹⁾	7	V
V _{OUT}	Output Voltage	-0.3 to V _{CC} + 0.3	V
I _{OUT}	Output Sink Current TS831-5 and TS831-4 TS831-3	20 5	mA
P _D	Power Dissipation ²⁾ TO92 SO8 TSSOP8	625 700 625	mW
I _F	Clamp Diode Forward Current, pin 1 to pin 2 ³⁾	100	mA
T _{STG}	Storage Temperature	-65 to +150	°C

1. All voltages values, except differential voltage are with respect to network ground terminal.

2. T_j = 150°C, T_{amb} = 25°C with R_{thja} = 200°C/W for TO-92 package
R_{thja} = 175°C/W for SO8 package
R_{thja} = 200°C/W for TSSOP8 package

3. Maximum package power dissipation limits must be observed.

OPERATING CONDITIONS

Symbol	Parameter	Value	Unit
V _{CC}	Supply Voltage	1 to 5.5	V
T _{OPER}	Operating Free Air Temperature Range	-40 to +125	°C

TS831-5

ELECTRICAL CHARACTERISTICS T_{amb} = 25°C (unless otherwise specified)

Symbol	Parameter	Min.	Typ.	Max.	Unit
V _{THI}	Threshold Voltage with V _{CC} Increasing -40°C ≤ T _{amb} ≤ +85°C -40°C ≤ T _{amb} ≤ +125°C	4.11 4.11	4.33	4.46 4.50	V
V _{THD}	Threshold Voltage with V _{CC} Decreasing -40°C ≤ T _{amb} ≤ +85°C -40°C ≤ T _{amb} ≤ +125°C	4.10 4.06	4.21	4.46 4.46	V
V _{HYS}	Hysteresis Voltage	50	100	200	mV
I _{CC}	Current Consumption V _{CC} = 5V			12	µA
V _{OL}	Low Level Output Voltage -40°C ≤ T _{amb} ≤ +85°C -40°C ≤ T _{amb} ≤ +125°C V _{CC} = 4V, I _{OL} = 8mA		450	800 1000 1300	mV
I _{OH}	High Level Output Current -40°C ≤ T _{amb} ≤ +125°C V _{CC} = 5V		2	100 1000	nA
T _{PHL}	Response Time High to Low R _L = 10kΩ, C _L = 15pF, V _{CC} = V _{THD} -10mV		20		µs

Note : Limits are 100% production tested at 25°C. Limits over temperature are guaranteed through correlation and by design.

TS831-4**ELECTRICAL CHARACTERISTICS** Tamb = 25°C (unless otherwise specified)

Symbol	Parameter	Min.	Typ.	Max.	Unit
V _{THI}	Threshold Voltage with V _{CC} Increasing -40°C ≤ Tamb ≤ +85°C -40°C ≤ Tamb ≤ +125°C	4.18 4.18	4.50	4.66 4.70	V
V _{THD}	Threshold Voltage with V _{CC} Decreasing -40°C ≤ Tamb ≤ +85°C -40°C ≤ Tamb ≤ +125°C	4.17 4.13	4.40	4.66 4.66	V
V _{HYS}	Hysteresis Voltage	50	100	200	mV
I _{CC}	Current Consumption V _{CC} = 5V			12	μA
V _{OL}	Low Level Output Voltage V _{CC} = 4V, I _{OL} = 8mA -40°C ≤ Tamb ≤ +85°C -40°C ≤ Tamb ≤ +125°C		450	800 1000 1300	mV
I _{OH}	High Level Output Current V _{CC} = 5V -40°C ≤ Tamb ≤ +125°C		2	100 1000	nA
T _{PHL}	Response Time High to Low R _L = 10kΩ, C _L = 15pF, V _{CC} = V _{THD} -10mV		20		μs

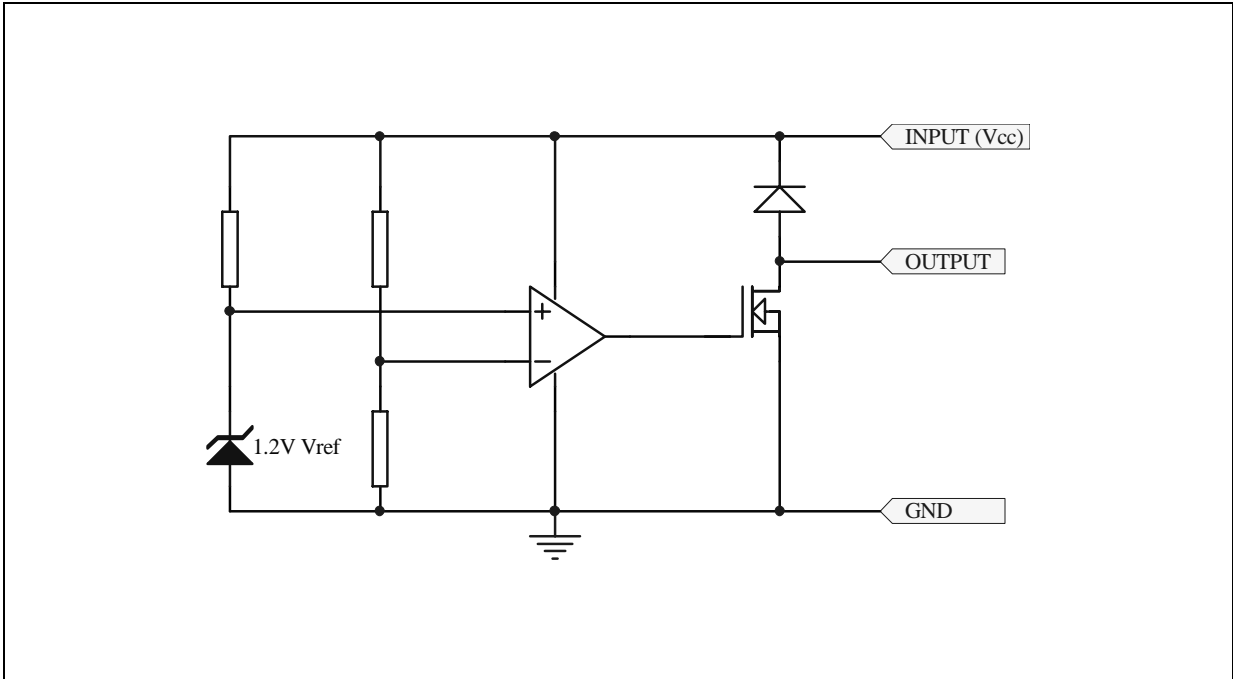
Note : Limits are 100% production tested at 25°C. Limits over temperature are guaranteed through correlation and by design.

TS831-3**ELECTRICAL CHARACTERISTICS** Tamb = 25°C (unless otherwise specified)

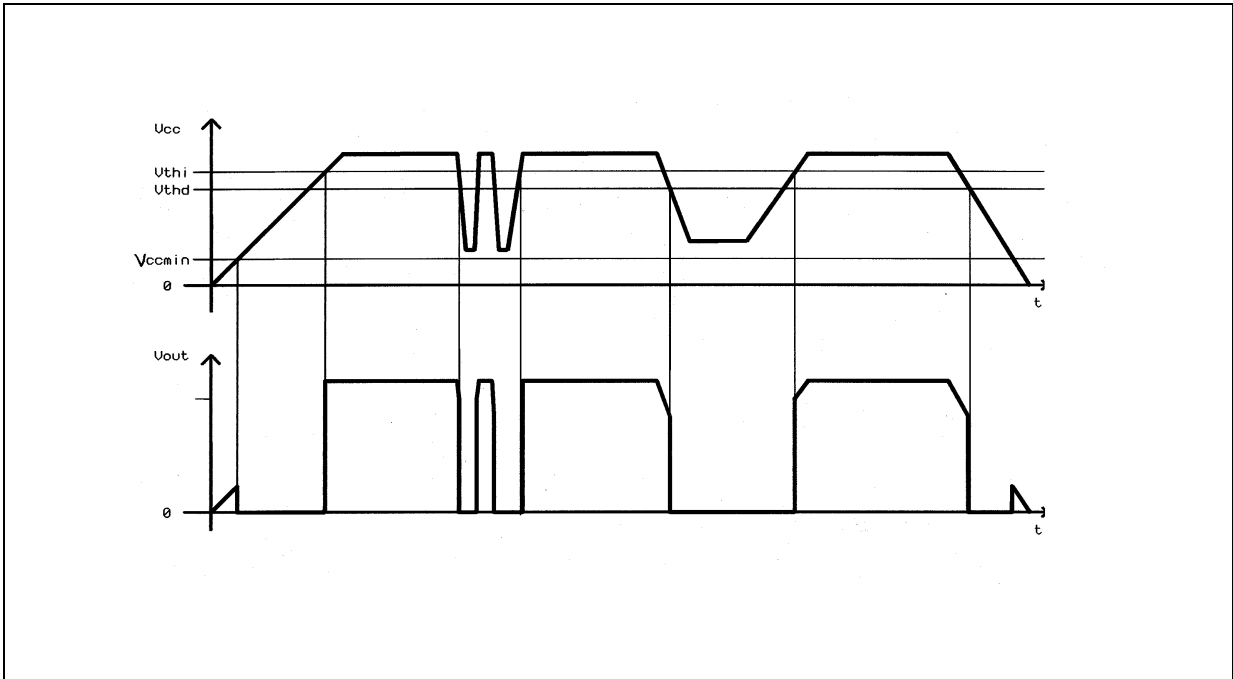
Symbol	Parameter	Min.	Typ.	Max.	Unit
V _{THI}	Threshold Voltage with V _{CC} Increasing -40°C ≤ Tamb ≤ +125°C	2.55	2.71	2.8	V
V _{THD}	Threshold Voltage with V _{CC} Decreasing -40°C ≤ Tamb ≤ +125°C	2.55	2.65	2.8	V
V _{HYS}	Hysteresis Voltage	30	60	100	mV
I _{CC}	Current Consumption V _{CC} = 3V			12	μA
V _{OL}	Low Level Output Voltage V _{CC} = 2.4V, I _{OL} = 1mA -40°C ≤ Tamb ≤ +125°C		140	400 500	mV
I _{OH}	High Level Output Current V _{CC} = 3V -40°C ≤ Tamb ≤ +125°C		2	100 1000	nA
T _{PHL}	Response Time High to Low R _L = 10kΩ, C _L = 15pF, V _{CC} = V _{THD} -10mV		20		μs

Note : Limits are 100% production tested at 25°C. Limits over temperature are guaranteed through correlation and by design.

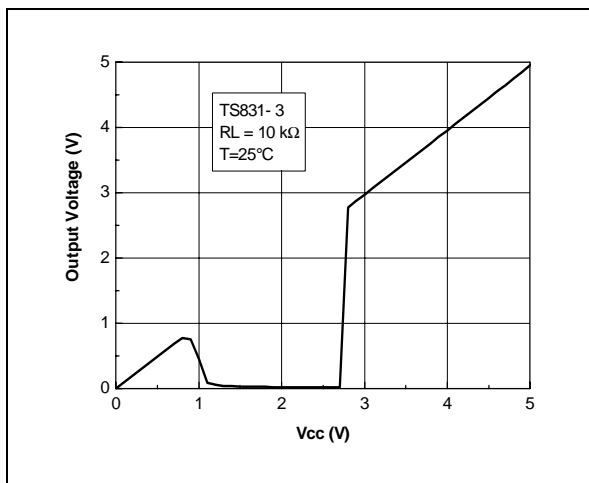
EQUIVALENT SCHEMATIC DIAGRAM



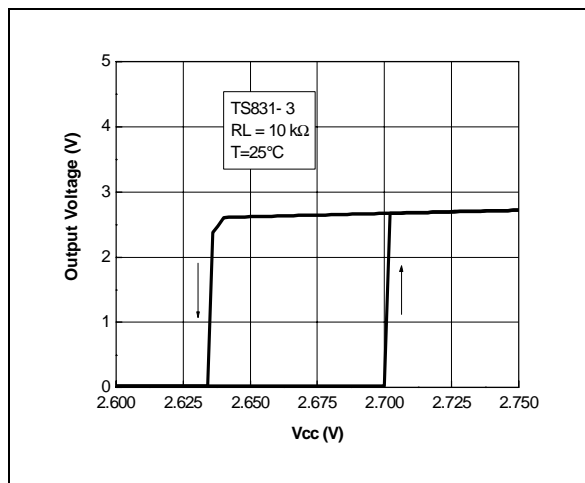
TIMING DIAGRAM



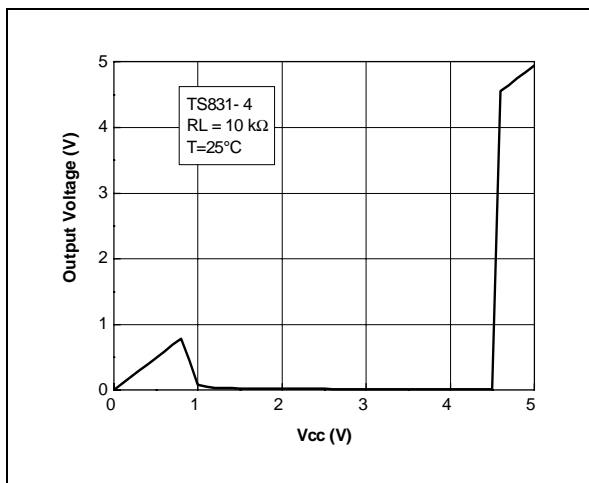
Output voltage versus Vcc



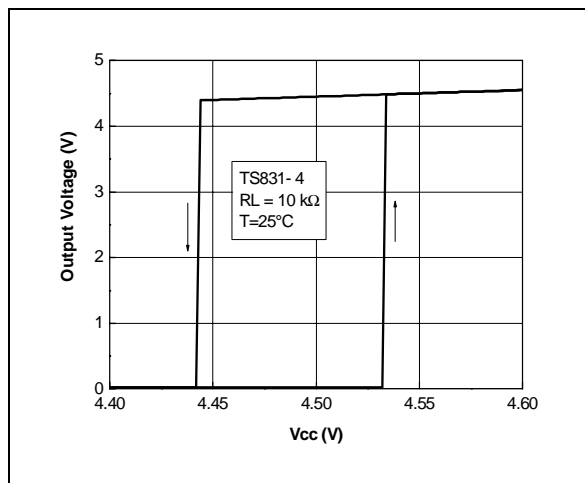
Reset output voltage versus Vcc



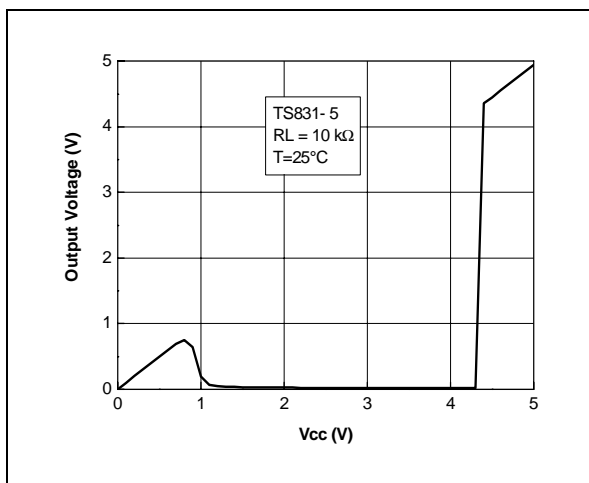
Output voltage versus Vcc



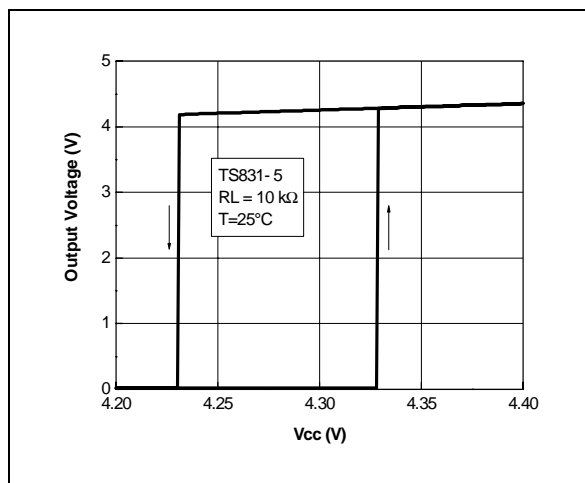
Reset output voltage versus Vcc



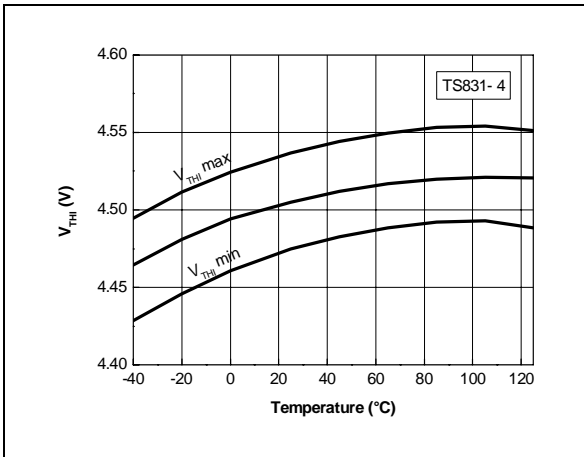
Output voltage versus Vcc



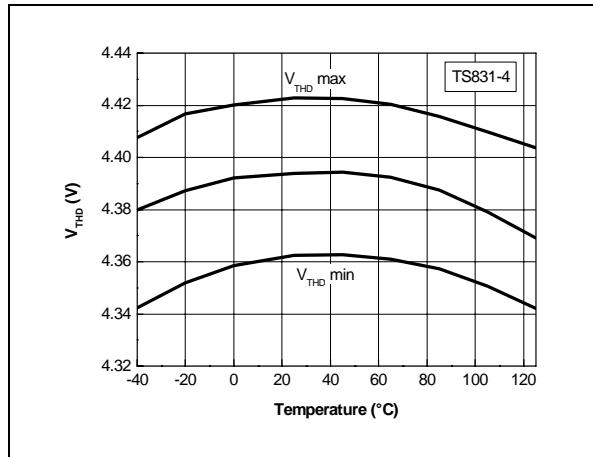
Reset output voltage versus Vcc



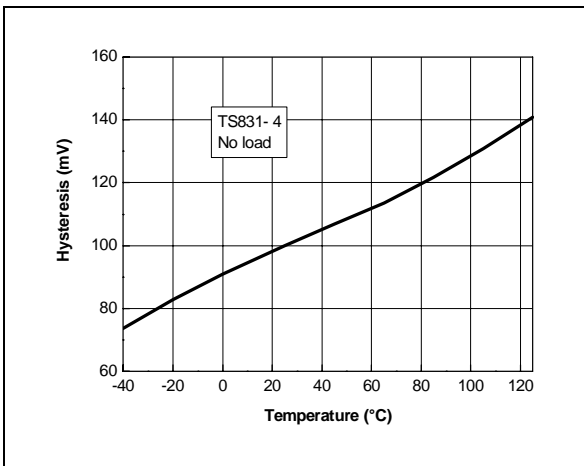
V_{THI} versus temperature



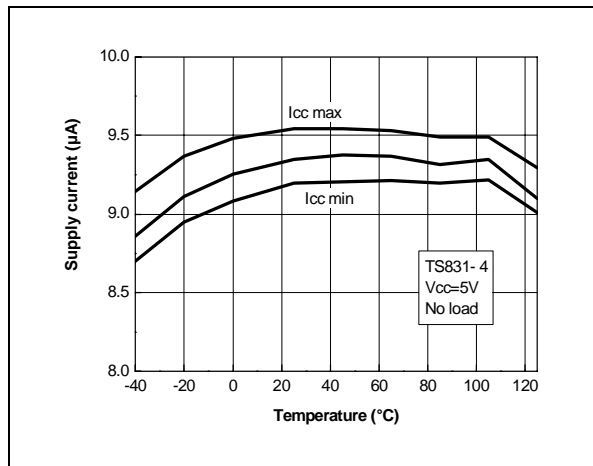
V_{THD} versus temperature



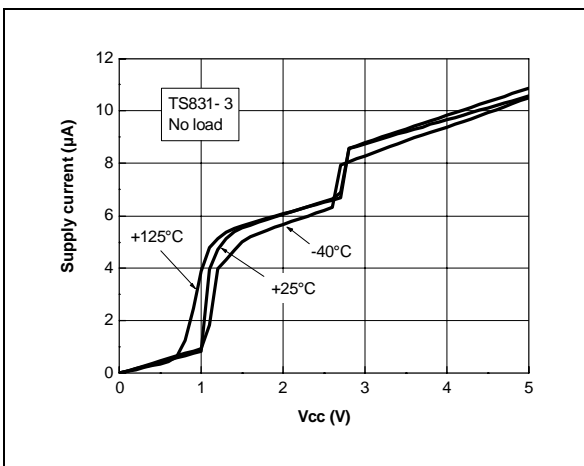
Hysteresis voltage versus temperature



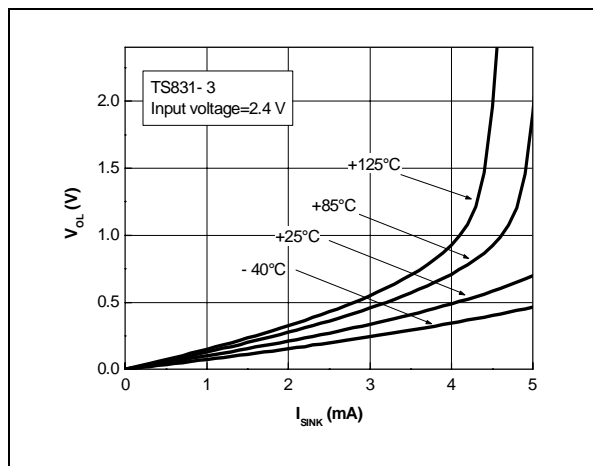
Supply current versus temperature



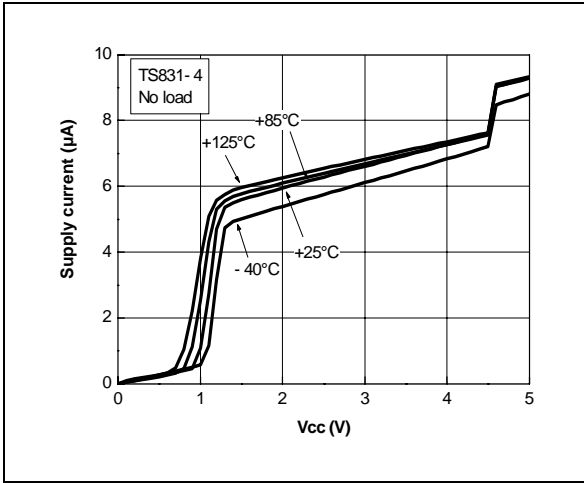
Supply current vs V_{cc} & temperature



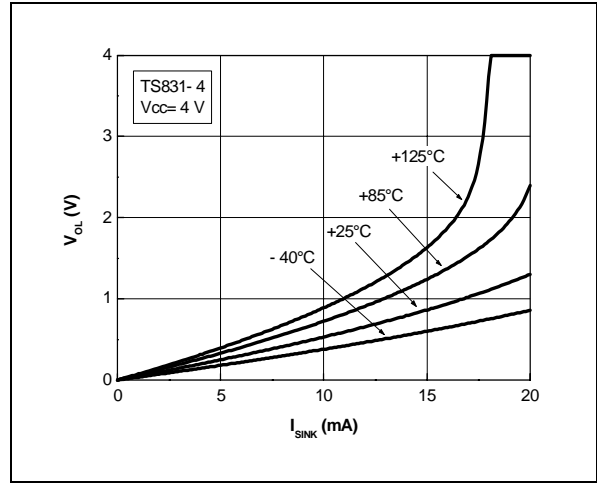
Voltage output low vs I_{sink} & temperature



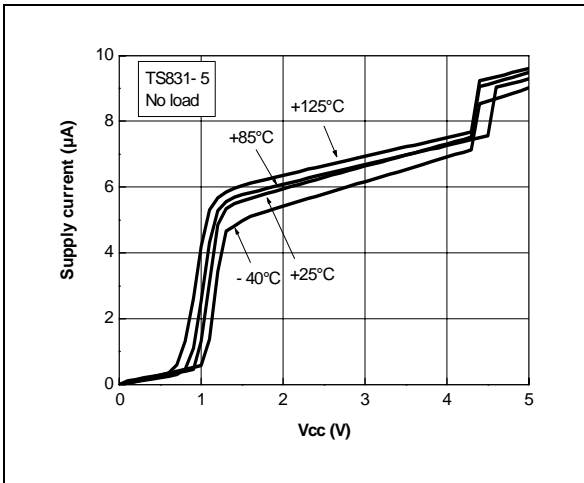
Supply current vs Vcc & temperature



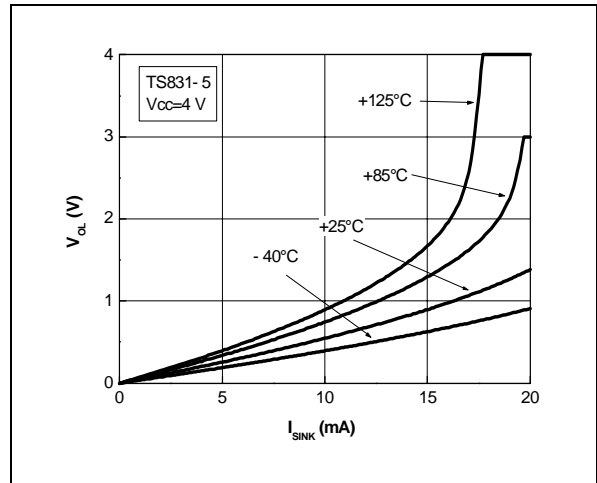
Voltage output low vs Isink & temperature



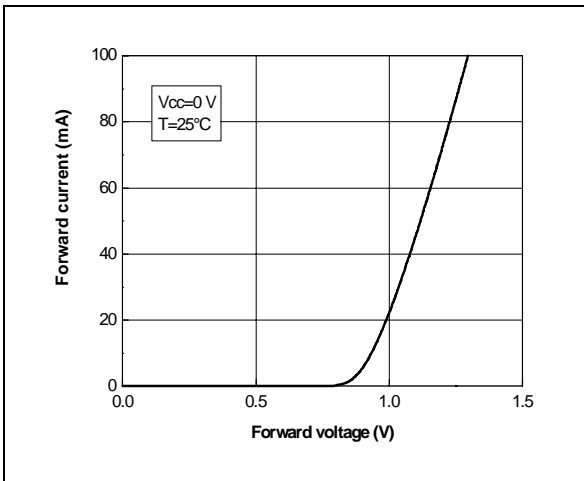
Supply current vs Vcc & temperature



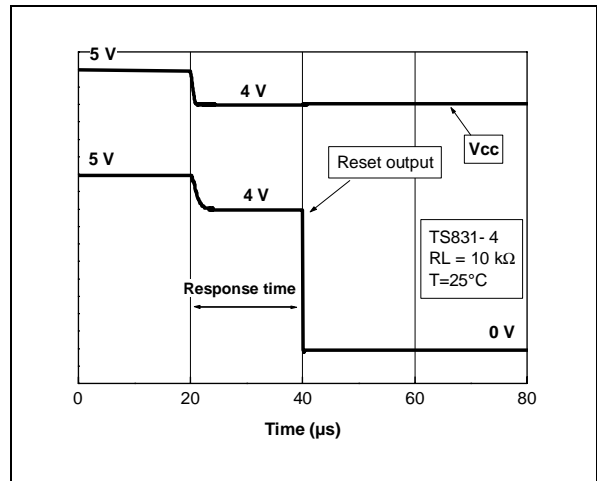
Voltage output low vs Isink & temperature



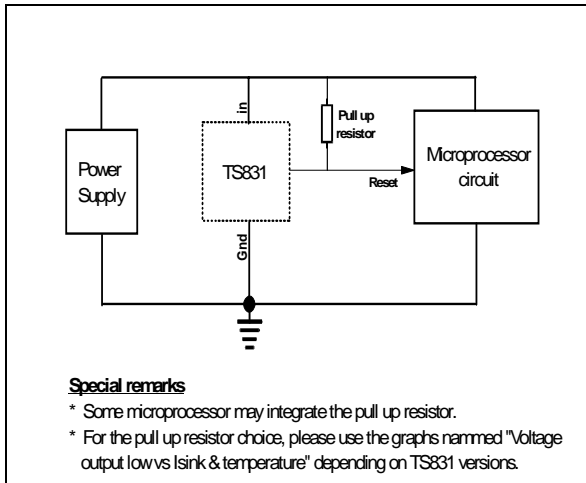
Clamp diode forward current versus voltage



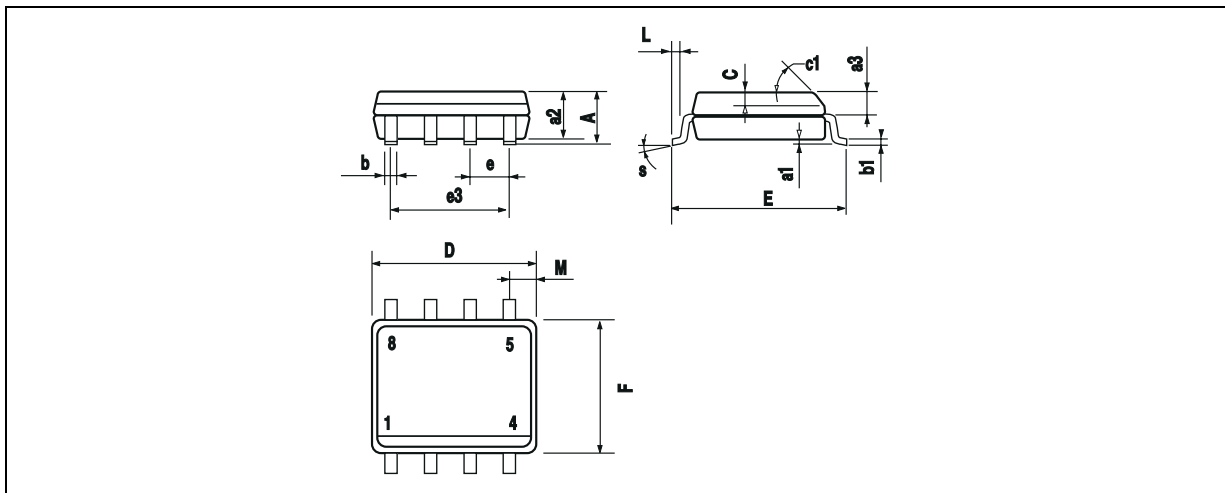
Response time



Basic configuration

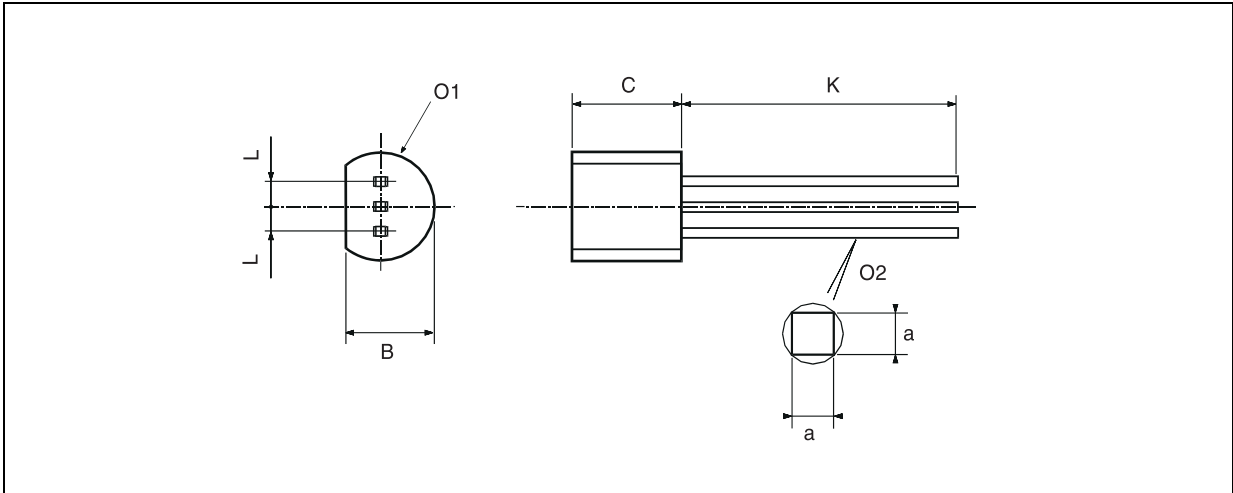


PACKAGE MECHANICAL DATA
8 PINS - PLASTIC MICROPACKAGE (SO)



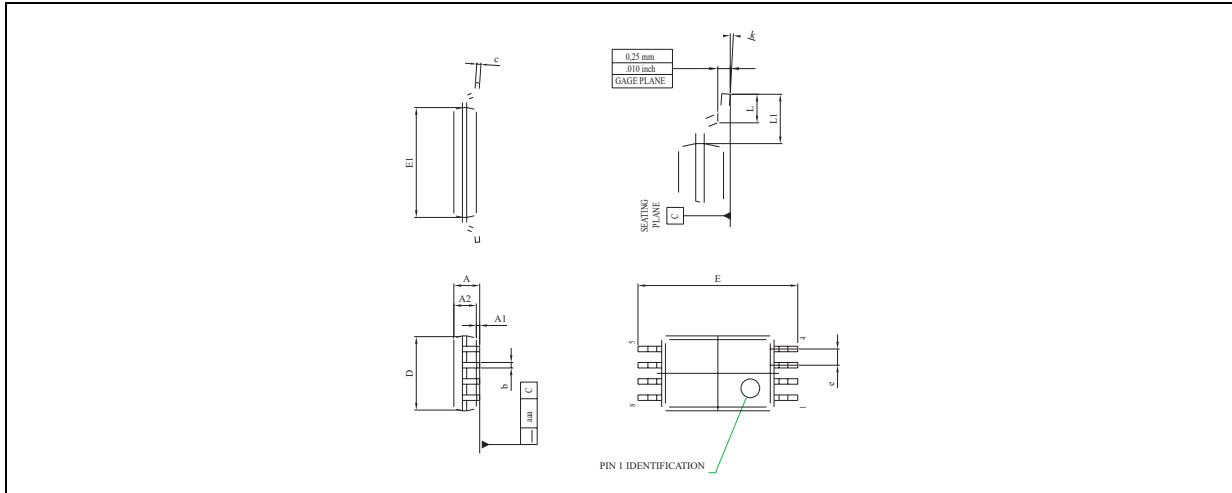
Dim.	Millimeters			Inches		
	Min.	Typ.	Max.	Min.	Typ.	Max.
A			1.75			0.069
a1	0.1		0.25	0.004		0.010
a2			1.65			0.065
a3	0.65		0.85	0.026		0.033
b	0.35		0.48	0.014		0.019
b1	0.19		0.25	0.007		0.010
C	0.25		0.5	0.010		0.020
c1	45° (typ.)					
D	4.8		5.0	0.189		0.197
E	5.8		6.2	0.228		0.244
e		1.27			0.050	
e3		3.81			0.150	
F	3.8		4.0	0.150		0.157
L	0.4		1.27	0.016		0.050
M			0.6			0.024
S	8° (max.)					

PACKAGE MECHANICAL DATA
3 PINS - PLASTIC PACKAGE TO92



Dim.	Millimeters			Inches		
	Min.	Typ.	Max.	Min.	Typ.	Max.
L		1.27			0.05	
B	3.2	3.7	4.2	0.126	0.1457	0.1654
O1	4.45	5.00	5.2	0.1752	0.1969	0.2047
C	4.58	5.03	5.33	0.1803	0.198	0.2098
K	12.7			0.5		
O2	0.407	0.5	0.508	0.016	0.0197	0.02
a	0.35			0.0138		

PACKAGE MECHANICAL DATA
8 PINS - THIN SHRINK SMALL OUTLINE PACKAGE



Dim.	Millimeters			Inches		
	Min.	Typ.	Max.	Min.	Typ.	Max.
A			1.20			0.05
A1	0.05		0.15	0.01		0.006
A2	0.80	1.00	1.05	0.031	0.039	0.041
b	0.19		0.30	0.007		0.15
c	0.09		0.20	0.003		0.012
D	2.90	3.00	3.10	0.114	0.118	0.122
E		6.40			0.252	
E1	4.30	4.40	4.50	0.169	0.173	0.177
e		0.65			0.025	
k	0°		8°	0°		8°
l	0.50	0.60	0.75	0.09	0.0236	0.030

Information furnished is believed to be accurate and reliable. However, STMicroelectronics assumes no responsibility for the consequences of use of such information nor for any infringement of patents or other rights of third parties which may result from its use. No license is granted by implication or otherwise under any patent or patent rights of STMicroelectronics. Specifications mentioned in this publication are subject to change without notice. This publication supersedes and replaces all information previously supplied. STMicroelectronics products are not authorized for use as critical components in life support devices or systems without express written approval of STMicroelectronics.

© The ST logo is a registered trademark of STMicroelectronics

© 2001 STMicroelectronics - Printed in Italy - All Rights Reserved
STMicroelectronics GROUP OF COMPANIES

Australia - Brazil - China - Finland - France - Germany - Hong Kong - India - Italy - Japan - Malaysia - Malta - Morocco
 Singapore - Spain - Sweden - Switzerland - United Kingdom

© <http://www.st.com>



Компания «Океан Электроники» предлагает заключение долгосрочных отношений при поставках импортных электронных компонентов на взаимовыгодных условиях!

Наши преимущества:

- Поставка оригинальных импортных электронных компонентов напрямую с производств Америки, Европы и Азии, а так же с крупнейших складов мира;
- Широкая линейка поставок активных и пассивных импортных электронных компонентов (более 30 млн. наименований);
- Поставка сложных, дефицитных, либо снятых с производства позиций;
- Оперативные сроки поставки под заказ (от 5 рабочих дней);
- Экспресс доставка в любую точку России;
- Помощь Конструкторского Отдела и консультации квалифицированных инженеров;
- Техническая поддержка проекта, помощь в подборе аналогов, поставка прототипов;
- Поставка электронных компонентов под контролем ВП;
- Система менеджмента качества сертифицирована по Международному стандарту ISO 9001;
- При необходимости вся продукция военного и аэрокосмического назначения проходит испытания и сертификацию в лаборатории (по согласованию с заказчиком);
- Поставка специализированных компонентов военного и аэрокосмического уровня качества (Xilinx, Altera, Analog Devices, Intersil, Interpoint, Microsemi, Actel, Aeroflex, Peregrine, VPT, Syfer, Eurofarad, Texas Instruments, MS Kennedy, Miteq, Cobham, E2V, MA-COM, Hittite, Mini-Circuits, General Dynamics и др.);

Компания «Океан Электроники» является официальным дистрибьютором и эксклюзивным представителем в России одного из крупнейших производителей разъемов военного и аэрокосмического назначения «JONHON», а так же официальным дистрибьютором и эксклюзивным представителем в России производителя высокотехнологичных и надежных решений для передачи СВЧ сигналов «FORSTAR».



JONHON

«JONHON» (основан в 1970 г.)

Разъемы специального, военного и аэрокосмического назначения:

(Применяются в военной, авиационной, аэрокосмической, морской, железнодорожной, горно- и нефтедобывающей отраслях промышленности)

«FORSTAR» (основан в 1998 г.)

ВЧ соединители, коаксиальные кабели, кабельные сборки и микроволновые компоненты:

(Применяются в телекоммуникациях гражданского и специального назначения, в средствах связи, РЛС, а так же военной, авиационной и аэрокосмической отраслях промышленности).



Телефон: 8 (812) 309-75-97 (многоканальный)

Факс: 8 (812) 320-03-32

Электронная почта: ocean@oceanchips.ru

Web: <http://oceanchips.ru/>

Адрес: 198099, г. Санкт-Петербург, ул. Калинина, д. 2, корп. 4, лит. А