


3M™ Pak 50 Low Profile Socket

.050" Vertical Stacking with and without Flanges

P50L Series



- Low profile offers mating heights between 0.276" - 0.472" (7-12 mm) for board stacking applications
- High temperature insulator compatible with IR and wave soldering
- Guide posts for easy mating/unmating
- Retention clips stabilize connector to the board during wave soldering
- RoHS Compliant. See the Regulatory Information Appendix (RIA) in the "RoHS Compliance" section of www.3Mconnector.com for compliance information (RIA E1 and C1 apply)

Date Modified: August 4, 2010

TS-2054-C
Sheet 1 of 3

Physical

Insulator:

Material: Glass Filled PPS

Flammability: UL 94V-0

Color: Brown

Alignment Plate: Glass Filled Nylon (Brown)

Contact Material: Phosphor Bronze

Plating:

Underplating: Nickel

Wiping Area: Gold Flash

Solder Tails: Gold Flash

Retaining Clips: Tin-Copper

Mating Compatibility: TS-1145, TS-1161, TS-2053

Electrical

Current Rating: 0.5 A

Insulation Resistance: $> 1 \times 10^9 \Omega$ at 500 V_{DC}

Withstanding Voltage: 650 V_{AC} for 1 minute

Environmental

Temperature Rating: -55°C to +85°C

Process Rating: 260°C MSL1 (per J-STD-020C)

UL File No.: E68080

3M™ Pak 50 Low Profile Socket

.050" Vertical Stacking with and without Flanges

P50L Series

Socket with Flanges and Retention Clips

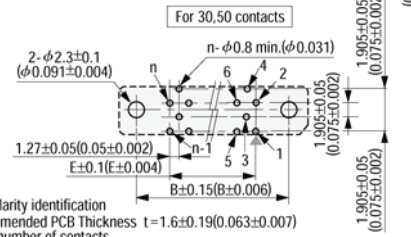
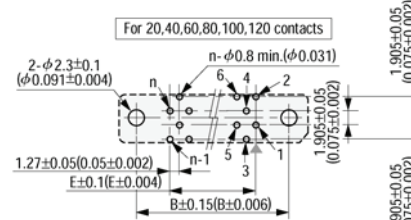
Product Table / Dimensions

Contact Quantity	A	B	C	D	E
20	25.43 [1.001]	20.32 [0.800]	17.03 [0.670]	15.43 [0.607]	11.43 [0.450]
30	31.78 [1.251]	26.67 [1.050]	23.38 [0.920]	21.78 [0.857]	17.78 [0.700]
40	38.13 [1.501]	33.02 [1.300]	29.73 [1.170]	28.13 [1.107]	24.13 [0.950]
50	44.48 [1.751]	39.37 [1.550]	36.08 [1.420]	34.48 [1.357]	30.48 [1.200]
60	50.83 [2.001]	45.72 [1.800]	42.43 [1.670]	40.83 [1.607]	36.83 [1.450]
80	63.53 [2.501]	58.42 [2.300]	55.13 [2.170]	53.53 [2.107]	49.53 [1.950]
100	76.23 [3.001]	71.12 [2.800]	67.83 [2.670]	66.23 [2.607]	62.23 [2.450]
120	88.93 [3.501]	83.82 [3.300]	80.53 [3.170]	78.93 [3.107]	74.93 [2.950]



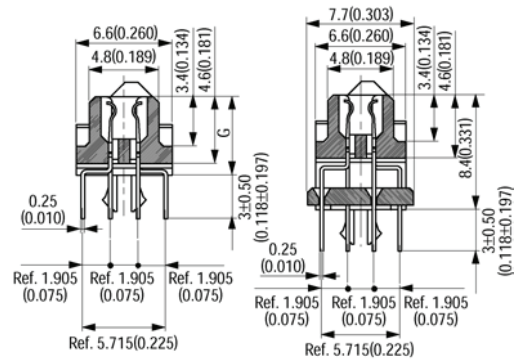
Type	F	G
A	3.50 [0.138]	5.40 [0.213]
B	4.50 [0.177]	6.40 [0.252]
D	6.50 [0.256]	NA NA

Printed Circuit Board Layout (Component Side View)

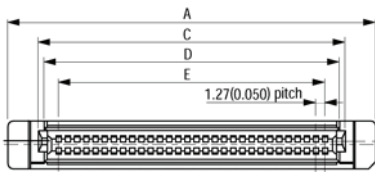


▽ = Polarity identification
Recommended PCB Thickness t = 1.6±0.19(0.063±0.007)
"n" is number of contacts.

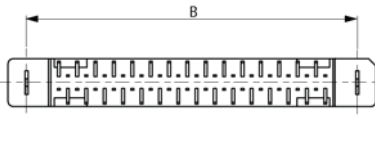
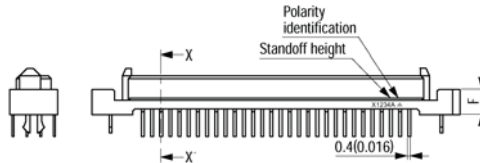
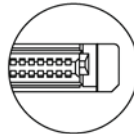
X-X' Cross Section



A, B type (Standoff height)



D type



Note:

Plugs/Sockets with flanges and retention clips are not interchangeable with plugs/sockets without flanges and retention clips

Ordering Information

P5XL - XXXS - X - DA (RIA E1 and C1 apply)

0 = With Flanges and Retention Clips
1 = Without Flanges and Retention Clips

A = Type A
B = Type B
D = Type D

Contact Quantity
See Table

TS-2054-C
Sheet 2 of 3

3M™ Pak 50 Low Profile Socket

.050" Vertical Stacking with and without Flanges

P50L Series

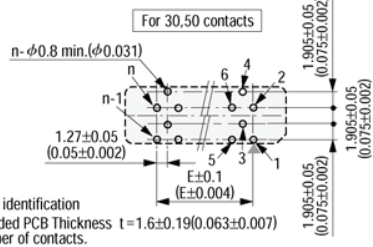
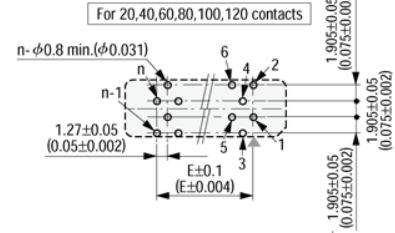
Product Table / Dimensions

Socket without Flanges and Retention Clips

Contact Quantity	A	B	C	D	E
20	18.83 [0.741]	17.03 [0.670]	14.53 [0.572]	13.43 [0.529]	11.43 [0.450]
30	25.18 [0.991]	23.38 [0.920]	20.88 [0.822]	19.78 [0.779]	17.78 [0.700]
40	31.53 [1.241]	29.73 [1.170]	27.23 [1.072]	26.13 [1.029]	24.13 [0.950]
50	37.88 [1.491]	36.08 [1.420]	33.58 [1.322]	32.48 [1.279]	30.48 [1.200]
60	44.23 [1.741]	42.43 [1.670]	39.93 [1.572]	38.83 [1.529]	36.83 [1.450]
80	56.93 [2.241]	55.13 [2.170]	52.63 [2.072]	51.53 [2.029]	49.53 [1.950]
100	69.63 [2.741]	67.83 [2.670]	65.33 [2.572]	64.23 [2.529]	62.23 [2.450]
120	82.33 [3.241]	80.53 [3.170]	78.03 [3.072]	76.93 [3.029]	74.93 [2.950]

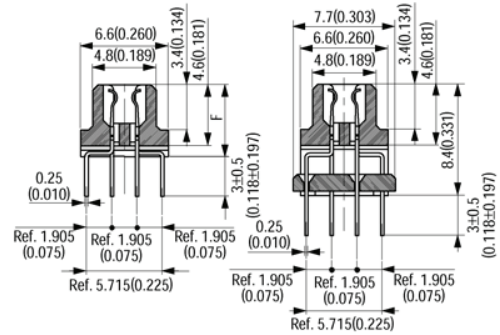
Type	F
A	5.40 [0.213]
B	6.40 [0.252]

Printed Circuit Board Layout (Component Side View)



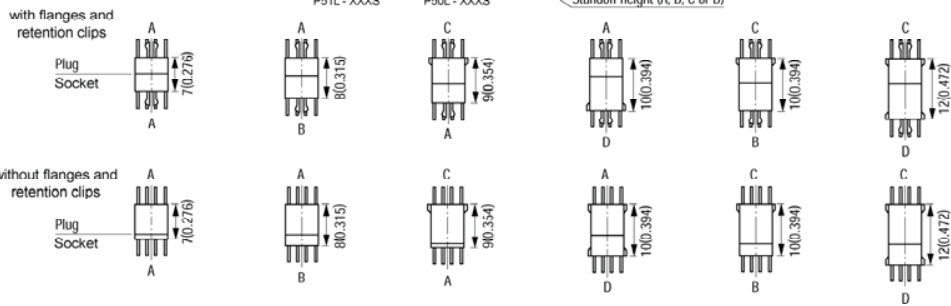
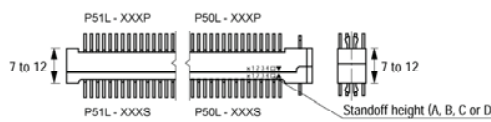
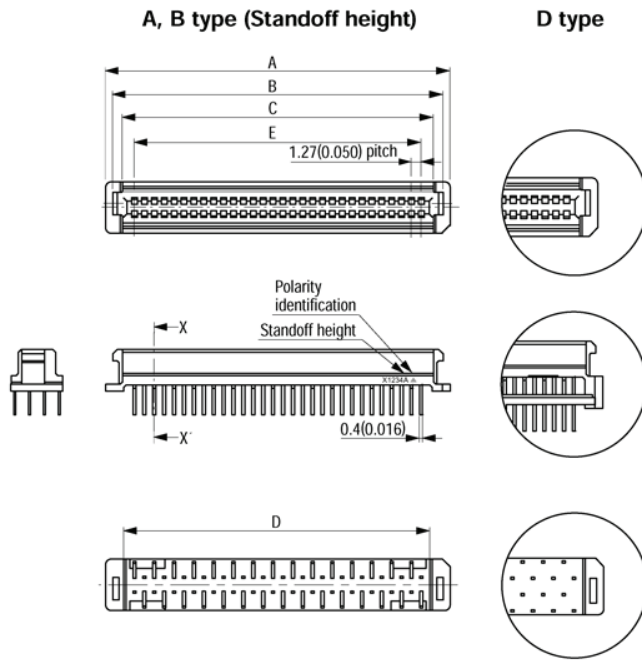
▽ = Polarity identification
Recommended PCB Thickness $t = 1.6 \pm 0.19 (0.063 \pm 0.007)$
"n" is number of contacts.

X-X' Cross Section



A, B type

D type



TS-2054-C
Sheet 3 of 3

Important Notice

All statements, technical information, and recommendations related to 3M's products are based on information believed to be reliable, but the accuracy or completeness is not guaranteed. Before using this product, you must evaluate it and determine if it is suitable for your intended application. You assume all risks and liability associated with such use. Any statements related to the product which are not contained in 3M's current publications, or any contrary statements contained on your purchase order shall have no force or effect unless expressly agreed upon, in writing, by an authorized officer of 3M.

Warranty; Limited Remedy; Limited Liability.

This product will be free from defects in material and manufacture for a period of one (1) year from the time of purchase. **3M MAKES NO OTHER WARRANTIES INCLUDING, BUT NOT LIMITED TO, ANY IMPLIED WARRANTY OF MERCHANTABILITY OR FITNESS FOR A PARTICULAR PURPOSE.** If this product is defective within the warranty period stated above, your exclusive remedy shall be, at 3M's option, to replace or repair the 3M product or refund the purchase price of the 3M product. **Except where prohibited by law, 3M will not be liable for any indirect, special, incidental or consequential loss or damage arising from this 3M product, regardless of the legal theory asserted.**

**3M Electronics Solutions Division**

6801 River Place Blvd.
Austin, TX 78726-9000
U.S.A.
1-800-225-5373
www.3Mconnector.com

Please recycle. Printed in USA.
© 3M 2010. All rights reserved.
RIA-2217B-E

3M is a trademark of 3M Company.

Компания «Океан Электроники» предлагает заключение долгосрочных отношений при поставках импортных электронных компонентов на взаимовыгодных условиях!

Наши преимущества:

- Поставка оригинальных импортных электронных компонентов напрямую с производств Америки, Европы и Азии, а так же с крупнейших складов мира;
- Широкая линейка поставок активных и пассивных импортных электронных компонентов (более 30 млн. наименований);
- Поставка сложных, дефицитных, либо снятых с производства позиций;
- Оперативные сроки поставки под заказ (от 5 рабочих дней);
- Экспресс доставка в любую точку России;
- Помощь Конструкторского Отдела и консультации квалифицированных инженеров;
- Техническая поддержка проекта, помощь в подборе аналогов, поставка прототипов;
- Поставка электронных компонентов под контролем ВП;
- Система менеджмента качества сертифицирована по Международному стандарту ISO 9001;
- При необходимости вся продукция военного и аэрокосмического назначения проходит испытания и сертификацию в лаборатории (по согласованию с заказчиком);
- Поставка специализированных компонентов военного и аэрокосмического уровня качества (Xilinx, Altera, Analog Devices, Intersil, Interpoint, Microsemi, Actel, Aeroflex, Peregrine, VPT, Syfer, Eurofarad, Texas Instruments, MS Kennedy, Miteq, Cobham, E2V, MA-COM, Hittite, Mini-Circuits, General Dynamics и др.);

Компания «Океан Электроники» является официальным дистрибьютором и эксклюзивным представителем в России одного из крупнейших производителей разъемов военного и аэрокосмического назначения «JONHON», а так же официальным дистрибьютором и эксклюзивным представителем в России производителя высокотехнологичных и надежных решений для передачи СВЧ сигналов «FORSTAR».



JONHON

«JONHON» (основан в 1970 г.)

Разъемы специального, военного и аэрокосмического назначения:

(Применяются в военной, авиационной, аэрокосмической, морской, железнодорожной, горно- и нефтедобывающей отраслях промышленности)

«FORSTAR» (основан в 1998 г.)

ВЧ соединители, коаксиальные кабели,
кабельные сборки и микроволновые компоненты:

(Применяются в телекоммуникациях гражданского и специального назначения, в средствах связи, РЛС, а так же военной, авиационной и аэрокосмической отраслях промышленности).



Телефон: 8 (812) 309-75-97 (многоканальный)

Факс: 8 (812) 320-03-32

Электронная почта: ocean@oceanchips.ru

Web: <http://oceanchips.ru/>

Адрес: 198099, г. Санкт-Петербург, ул. Калинина, д. 2, корп. 4, лит. А