


P6SMB Series



Agency Approvals

| AGENCY | AGENCY FILE NUMBER |
|---|--------------------|
|  | E230531 |

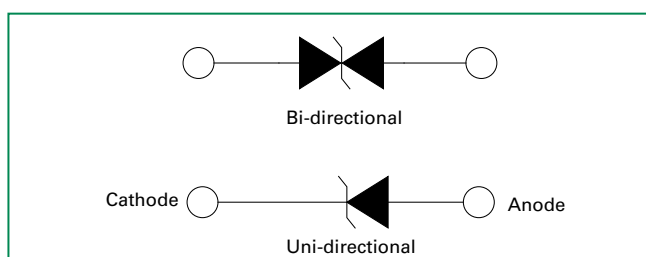
Maximum Ratings and Thermal Characteristics (T_A=25°C unless otherwise noted)

| Parameter | Symbol | Value | Unit |
|--|-----------------------------------|------------|------|
| Peak Pulse Power Dissipation at T _A =25°C by 10x1000µs Waveform (Fig.2)(Note 1), (Note 2) | P _{PPM} | 600 | W |
| Power Dissipation on Infinite Heat Sink at T _A =50°C | P _{M(AV)} | 5.0 | W |
| Peak Forward Surge Current, 8.3ms Single Half Sine Wave (Note 3) | I _{FSM} | 100 | A |
| Maximum Instantaneous Forward Voltage at 50A for Unidirectional Only (Note 4) | V _F | 3.5V/5.0 | V |
| Operating Junction and Storage Temperature Range | T _J , T _{STG} | -65 to 150 | °C |
| Typical Thermal Resistance Junction to Lead | R _{UJL} | 20 | °C/W |
| Typical Thermal Resistance Junction to Ambient | R _{UJA} | 100 | °C/W |

Notes:

1. Non-repetitive current pulse, per Fig. 4 and derated above T_A = 25°C per Fig. 3.
2. Mounted on copper pad area of 0.2x0.2" (5.0 x 5.0mm) to each terminal.
3. Measured on 8.3ms single half sine wave or equivalent square wave for unidirectional device only, duty cycle=4 per minute maximum.
4. V_F<3.5V for V_{BR} ≤ 200V and V_F<5.0V for V_{BR} ≥ 201V.

Functional Diagram



Description

The P6SMB series is designed specifically to protect sensitive electronic equipment from voltage transients induced by lightning and other transient voltage events.

Features

- Excellent clamping capability
- Low incremental surge resistance
- Typical I_R less than 1µA above 12V
- For surface mounted applications to optimize board space
- Low profile package
- Typical failure mode is short from over-specified voltage or current
- Whisker test is conducted based on JEDEC JESD201A per its table 4a and 4c
- IEC-61000-4-2 ESD 15kV(Air), 8kV (Contact)
- ESD protection of data lines in accordance with IEC 61000-4-2 (IEC801-2)
- EFT protection of data lines in accordance with IEC 61000-4-4 (IEC801-4)
- Built-in strain relief
- 600W peak pulse power capability at 10x1000µs waveform, repetition rate (duty cycles):0.01%
- Fast response time: typically less than 1.0ps from 0V to BV min
- Typical maximum temperature coefficient ΔV_{BR} = 0.1% × V_{BR}@25°C × ΔT
- Glass passivated chip junction
- High temperature soldering guaranteed: 260°C/40 seconds at terminals
- Plastic package has underwriters laboratory flammability 94V-0
- Matte tin lead-free plated
- Halogen free and RoHS compliant

Applications

TVS devices are ideal for the protection of I/O Interfaces, V_{CC} bus and other vulnerable circuits used in Telecom, Computer, Industrial and Consumer electronic applications.

Electrical Characteristics ($T_A=25^\circ\text{C}$ unless otherwise noted)

| Part Number (Uni) | Part Number (Bi) | Marking | | Reverse Stand off Voltage V_R (Volts) | Breakdown Voltage V_{BR} (Volts) @ I_T | | Test Current I_T (mA) | Maximum Clamping Voltage V_C @ I_{pp} (V) | Maximum Peak Pulse Current I_{pp} (A) | Maximum Reverse Leakage I_R @ V_R (μA) | Agency Approval  |
|-------------------|------------------|---------|------|---|--|--------|-------------------------|---|---|---|---|
| | | UNI | BI | | MIN | MAX | | | | | |
| P6SMB6.8A | P6SMB6.8CA | 6V8A | 6V8C | 5.80 | 6.45 | 7.14 | 10 | 10.5 | 58.1 | 1000 | X |
| P6SMB7.5A | P6SMB7.5CA | 7V5A | 7V5C | 6.40 | 7.13 | 7.88 | 10 | 11.3 | 54.0 | 500 | X |
| P6SMB8.2A | P6SMB8.2CA | 8V2A | 8V2C | 7.02 | 7.79 | 8.61 | 10 | 12.1 | 50.4 | 200 | X |
| P6SMB9.1A | P6SMB9.1CA | 9V1A | 9V1C | 7.78 | 8.65 | 9.55 | 1 | 13.4 | 45.5 | 50 | X |
| P6SMB10A | P6SMB10CA | 10A | 10C | 8.55 | 9.50 | 10.50 | 1 | 14.5 | 42.1 | 10 | X |
| P6SMB11A | P6SMB11CA | 11A | 11C | 9.40 | 10.50 | 11.60 | 1 | 15.6 | 39.1 | 5 | X |
| P6SMB12A | P6SMB12CA | 12A | 12C | 10.20 | 11.40 | 12.60 | 1 | 16.7 | 36.5 | 5 | X |
| P6SMB13A | P6SMB13CA | 13A | 13C | 11.10 | 12.40 | 13.70 | 1 | 18.2 | 33.5 | 1 | X |
| P6SMB15A | P6SMB15CA | 15A | 15C | 12.80 | 14.30 | 15.80 | 1 | 21.2 | 28.8 | 1 | X |
| P6SMB16A | P6SMB16CA | 16A | 16C | 13.60 | 15.20 | 16.80 | 1 | 22.5 | 27.1 | 1 | X |
| P6SMB18A | P6SMB18CA | 18A | 18C | 15.30 | 17.10 | 18.90 | 1 | 25.5 | 24.2 | 1 | X |
| P6SMB20A | P6SMB20CA | 20A | 20C | 17.10 | 19.00 | 21.00 | 1 | 27.7 | 22.0 | 1 | X |
| P6SMB22A | P6SMB22CA | 22A | 22C | 18.80 | 20.90 | 23.10 | 1 | 30.6 | 19.9 | 1 | X |
| P6SMB24A | P6SMB24CA | 24A | 24C | 20.50 | 22.80 | 25.20 | 1 | 33.2 | 18.4 | 1 | X |
| P6SMB27A | P6SMB27CA | 27A | 27C | 23.10 | 25.70 | 28.40 | 1 | 37.5 | 16.3 | 1 | X |
| P6SMB30A | P6SMB30CA | 30A | 30C | 25.60 | 28.50 | 31.50 | 1 | 41.4 | 14.7 | 1 | X |
| P6SMB33A | P6SMB33CA | 33A | 33C | 28.20 | 31.40 | 34.70 | 1 | 45.7 | 13.3 | 1 | X |
| P6SMB36A | P6SMB36CA | 36A | 36C | 30.80 | 34.20 | 37.80 | 1 | 49.9 | 12.2 | 1 | X |
| P6SMB39A | P6SMB39CA | 39A | 39C | 33.30 | 37.10 | 41.00 | 1 | 53.9 | 11.3 | 1 | X |
| P6SMB43A | P6SMB43CA | 43A | 43C | 36.80 | 40.90 | 45.20 | 1 | 59.3 | 10.3 | 1 | X |
| P6SMB47A | P6SMB47CA | 47A | 47C | 40.20 | 44.70 | 49.40 | 1 | 64.8 | 9.4 | 1 | X |
| P6SMB51A | P6SMB51CA | 51A | 51C | 43.60 | 48.50 | 53.60 | 1 | 70.1 | 8.7 | 1 | X |
| P6SMB56A | P6SMB56CA | 56A | 56C | 47.80 | 53.20 | 58.80 | 1 | 77.0 | 7.9 | 1 | X |
| P6SMB58A | P6SMB58CA | 58A | 58C | 52.78 | 55.10 | 60.90 | 1 | 79.8 | 7.7 | 1 | X |
| P6SMB62A | P6SMB62CA | 62A | 62C | 53.00 | 58.90 | 65.10 | 1 | 85.0 | 7.2 | 1 | X |
| P6SMB68A | P6SMB68CA | 68A | 68C | 58.10 | 64.60 | 71.40 | 1 | 92.0 | 6.6 | 1 | X |
| P6SMB75A | P6SMB75CA | 75A | 75C | 64.10 | 71.30 | 78.80 | 1 | 103.0 | 5.9 | 1 | X |
| P6SMB82A | P6SMB82CA | 82A | 82C | 70.10 | 77.90 | 86.10 | 1 | 113.0 | 5.4 | 1 | X |
| P6SMB91A | P6SMB91CA | 91A | 91C | 77.80 | 86.50 | 95.50 | 1 | 125.0 | 4.9 | 1 | X |
| P6SMB100A | P6SMB100CA | 100A | 100C | 85.50 | 95.00 | 105.00 | 1 | 137.0 | 4.5 | 1 | X |
| P6SMB110A | P6SMB110CA | 110A | 110C | 94.00 | 105.00 | 116.00 | 1 | 152.0 | 4.0 | 1 | X |
| P6SMB120A | P6SMB120CA | 120A | 120C | 102.00 | 114.00 | 126.00 | 1 | 165.0 | 3.7 | 1 | X |
| P6SMB130A | P6SMB130CA | 130A | 130C | 111.00 | 124.00 | 137.00 | 1 | 179.0 | 3.4 | 1 | X |
| P6SMB150A | P6SMB150CA | 150A | 150C | 128.00 | 143.00 | 158.00 | 1 | 207.0 | 2.9 | 1 | X |
| P6SMB160A | P6SMB160CA | 160A | 160C | 136.00 | 152.00 | 168.00 | 1 | 219.0 | 2.8 | 1 | X |
| P6SMB170A | P6SMB170CA | 170A | 170C | 145.00 | 162.00 | 179.00 | 1 | 234.0 | 2.6 | 1 | X |
| P6SMB180A | P6SMB180CA | 180A | 180C | 154.00 | 171.00 | 189.00 | 1 | 246.0 | 2.5 | 1 | X |
| P6SMB200A | P6SMB200CA | 200A | 200C | 171.00 | 190.00 | 210.00 | 1 | 274.0 | 2.2 | 1 | X |
| P6SMB220A | P6SMB220CA | 220A | 220C | 185.00 | 209.00 | 231.00 | 1 | 328.0 | 1.9 | 1 | X |
| P6SMB250A | P6SMB250CA | 250A | 250C | 214.00 | 237.00 | 263.00 | 1 | 344.0 | 1.8 | 1 | X |
| P6SMB300A | P6SMB300CA | 300A | 300C | 256.00 | 285.00 | 315.00 | 1 | 414.0 | 1.5 | 1 | X |
| P6SMB350A | P6SMB350CA | 350A | 350C | 300.00 | 332.00 | 368.00 | 1 | 482.0 | 1.3 | 1 | X |
| P6SMB400A | P6SMB400CA | 400A | 400C | 342.00 | 380.00 | 420.00 | 1 | 548.0 | 1.1 | 1 | X |
| P6SMB440A | P6SMB440CA | 440A | 440C | 376.00 | 418.00 | 462.00 | 1 | 602.0 | 1.0 | 1 | X |
| P6SMB480A | P6SMB480CA | 480A | 480C | 408.00 | 456.00 | 504.00 | 1 | 658.0 | 0.9 | 1 | |
| P6SMB510A | P6SMB510CA | 510A | 510C | 434.00 | 485.00 | 535.00 | 1 | 698.0 | 0.9 | 1 | |
| P6SMB530A | P6SMB530CA | 530A | 530C | 477.00 | 503.50 | 556.50 | 1 | 725.0 | 0.8 | 1 | |
| P6SMB540A | P6SMB540CA | 540A | 540C | 486.00 | 513.00 | 567.00 | 1 | 740.0 | 0.8 | 1 | |
| P6SMB550A | P6SMB550CA | 550A | 550C | 495.00 | 522.50 | 577.50 | 1 | 760.0 | 0.8 | 1 | |

For bidirectional type having V_R of 10 volts and less, the I_R limit is double.

For parts without A V_{BR} is $\pm 10\%$ and V_C is 5% higher than with A parts.

I-V Curve Characteristics



P_{PPM} Peak Pulse Power Dissipation – Max power dissipation

V_R Stand-off Voltage – Maximum voltage that can be applied to the TVS without operation

V_{BR} Breakdown Voltage – Maximum current that flows through the TVS at a specified test current (I_T)

V_C Clamping Voltage – Peak voltage measured across the suppressor at a specified I_{ppm} (peak impulse current)

I_R Reverse Leakage Current – Current measured at V_R

V_F Forward Voltage Drop for Uni-directional

Ratings and Characteristic Curves (T_A=25°C unless otherwise noted)

Figure 1 - TVS Transients Clamping Waveform



Figure 2 - Peak Pulse Power Rating



continues on next page.

Ratings and Characteristic Curves ($T_A=25^\circ\text{C}$ unless otherwise noted) (Continued)

Figure 3 - Peak Pulse Power or Current Derating Curve



Figure 4 - Pulse Waveform



Figure 5 - Typical Junction Capacitance

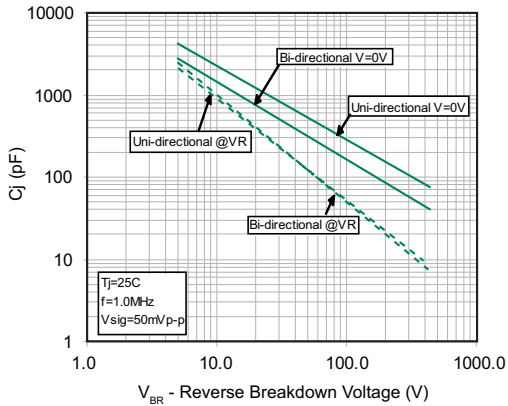


Figure 6 - Steady State Power Dissipation Derating Curve

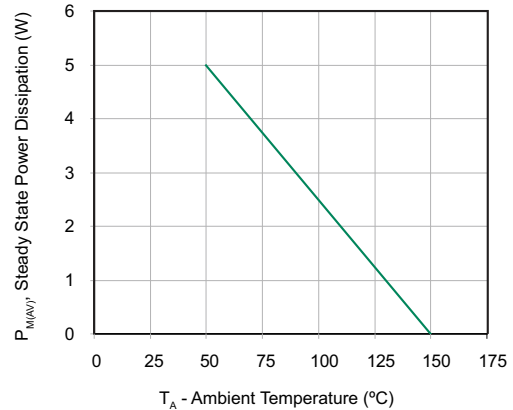


Figure 7 - Maximum Non-Repetitive Peak Forward Surge Current Uni-Directional Only



Soldering Parameters

| | | |
|--|------------------------------------|-------------------------|
| Reflow Condition | | Lead-free assembly |
| Pre Heat | - Temperature Min ($T_{s(min)}$) | 150°C |
| | - Temperature Max ($T_{s(max)}$) | 200°C |
| | - Time (min to max) (t_s) | 60 – 180 secs |
| Average ramp up rate (Liquidus Temp (T_L) to peak) | | 3°C/second max |
| $T_{s(max)}$ to T_L - Ramp-up Rate | | 3°C/second max |
| Reflow | - Temperature (T_L) (Liquidus) | 217°C |
| | - Time (min to max) (t_s) | 60 – 150 seconds |
| Peak Temperature (T_p) | | 260 ^{+0/-5} °C |
| Time within 5°C of actual peak Temperature (t_p) | | 20 – 40 seconds |
| Ramp-down Rate | | 6°C/second max |
| Time 25°C to peak Temperature (T_p) | | 8 minutes Max. |
| Do not exceed | | 280°C |



Physical Specifications

| | |
|-----------------|---|
| Weight | 0.003 ounce, 0.093 grams |
| Case | JEDEC DO214AA. Molded plastic body over glass passivated junction |
| Polarity | Color band denotes cathode except Bidirectional. |
| Terminal | Matte Tin-plated leads, Solderable per JESD22-B102D |

Environmental Specifications

| | |
|---------------------------|--------------|
| Temperature Cycle | JESD22-A104 |
| Pressure Cooker | JESD 22-A102 |
| High Temp. Storage | JESD22-A103 |
| HTRB | JESD22-A108 |
| Thermal Shock | JESD22-A106 |

Dimensions

DO-214AA (SMB J-Bend)



| Dimensions | Inches | | Millimeters | |
|------------|--------|-------|-------------|-------|
| | Min | Max | Min | Max |
| A | 0.077 | 0.086 | 1.950 | 2.200 |
| B | 0.160 | 0.180 | 4.060 | 4.570 |
| C | 0.130 | 0.155 | 3.300 | 3.940 |
| D | 0.084 | 0.096 | 2.130 | 2.440 |
| E | 0.030 | 0.060 | 0.760 | 1.520 |
| F | - | 0.008 | - | 0.203 |
| G | 0.205 | 0.220 | 5.210 | 5.590 |
| H | 0.006 | 0.016 | 0.152 | 0.405 |
| I | 0.089 | - | 2.260 | - |
| J | 0.085 | - | 2.160 | - |
| K | - | 0.107 | - | 2.740 |
| L | 0.085 | - | 2.160 | - |

Part Numbering System



Part Marking System



Packaging

| Part number | Component Package | Quantity | Packaging Option | Packaging Specification |
|-------------|-------------------|----------|-----------------------------|-------------------------|
| P6SMBxxxXX | DO-214AA | 3000 | Tape & Reel – 12mm/13" tape | EIA STD RS-481 |

Tape and Reel Specification



Компания «Океан Электроники» предлагает заключение долгосрочных отношений при поставках импортных электронных компонентов на взаимовыгодных условиях!

Наши преимущества:

- Поставка оригинальных импортных электронных компонентов напрямую с производств Америки, Европы и Азии, а так же с крупнейших складов мира;
- Широкая линейка поставок активных и пассивных импортных электронных компонентов (более 30 млн. наименований);
- Поставка сложных, дефицитных, либо снятых с производства позиций;
- Оперативные сроки поставки под заказ (от 5 рабочих дней);
- Экспресс доставка в любую точку России;
- Помощь Конструкторского Отдела и консультации квалифицированных инженеров;
- Техническая поддержка проекта, помощь в подборе аналогов, поставка прототипов;
- Поставка электронных компонентов под контролем ВП;
- Система менеджмента качества сертифицирована по Международному стандарту ISO 9001;
- При необходимости вся продукция военного и аэрокосмического назначения проходит испытания и сертификацию в лаборатории (по согласованию с заказчиком);
- Поставка специализированных компонентов военного и аэрокосмического уровня качества (Xilinx, Altera, Analog Devices, Intersil, Interpoint, Microsemi, Actel, Aeroflex, Peregrine, VPT, Syfer, Eurofarad, Texas Instruments, MS Kennedy, Miteq, Cobham, E2V, MA-COM, Hittite, Mini-Circuits, General Dynamics и др.);

Компания «Океан Электроники» является официальным дистрибьютором и эксклюзивным представителем в России одного из крупнейших производителей разъемов военного и аэрокосмического назначения «JONHON», а так же официальным дистрибьютором и эксклюзивным представителем в России производителя высокотехнологичных и надежных решений для передачи СВЧ сигналов «FORSTAR».



JONHON

«JONHON» (основан в 1970 г.)

Разъемы специального, военного и аэрокосмического назначения:

(Применяются в военной, авиационной, аэрокосмической, морской, железнодорожной, горно- и нефтедобывающей отраслях промышленности)

«FORSTAR» (основан в 1998 г.)

ВЧ соединители, коаксиальные кабели,
кабельные сборки и микроволновые компоненты:

(Применяются в телекоммуникациях гражданского и специального назначения, в средствах связи, РЛС, а так же военной, авиационной и аэрокосмической отраслях промышленности).



Телефон: 8 (812) 309-75-97 (многоканальный)

Факс: 8 (812) 320-03-32

Электронная почта: ocean@oceanchips.ru

Web: <http://oceanchips.ru/>

Адрес: 198099, г. Санкт-Петербург, ул. Калинина, д. 2, корп. 4, лит. А