



### Main

|                           |                      |
|---------------------------|----------------------|
| Range of product          | Zelio Time           |
| Product or component type | Modular timing relay |
| Discrete output type      | Relay                |
| Device short name         | RE22                 |
| Nominal output current    | 8 A                  |

### Complementary

|                                |  |
|--------------------------------|--|
| Contacts type and composition  | 1 C/O timed contact, cadmium free<br>1 C/O timed or instantaneous contact, cadmium free  |
| Time delay type                | D<br>Dw  |
| Time delay range               | 0.05...1 s<br>0.3...3 s<br>1...10 s<br>10...100 s<br>3...30 h<br>3...30 min<br>3...30 s<br>30...300 h<br>30...300 min<br>30...300 s  |
| Control type                   | Rotary knob<br>Diagnostic button<br>External potentiometer   |
| [Us] rated supply voltage      | 24...240 V AC/DC at 50/60 Hz   |
| Input voltage                  | <= 2.4 V   |
| Voltage range                  | 0.85...1.1 Us  |
| Supply frequency               | 50...60 Hz (+/- 5 %)   |
| Connections - terminals        | Screw terminals : 1 x 0.5...1 x 3.3 mm <sup>2</sup> , AWG 20...AWG 12 solid cable without cable end<br>Screw terminals : 2 x 0.5...2 x 2.5 mm <sup>2</sup> , AWG 20...AWG 14 solid cable without cable end<br>Screw terminals : 1 x 0.2...1 x 2.5 mm <sup>2</sup> , AWG 24...AWG 14 flexible cable with cable end<br>Screw terminals : 2 x 0.2...2 x 1.5 mm <sup>2</sup> , AWG 24...AWG 16 flexible cable with cable end |
| Tightening torque              | 5.31...8.85 lbf.in (0.6...1 N.m) conforming to IEC 60947-1   |
| Housing material               | Self-extinguishing   |
| Repeat accuracy                | +/- 0.5 % conforming to IEC 61812-1  |
| Temperature drift              | +/- 0.05 %/°C  |
| Voltage drift                  | +/- 0.2 %/V  |
| Setting accuracy of time delay | +/- 10 % of full scale at 25 °C conforming to IEC 61812-1  |
| Minimum pulse duration         | 30 ms<br>100 ms (with load in parallel)  |
| Insulation resistance          | 100 MOhm at 500 V DC conforming to IEC 60664-1   |
| Reset time                     | 120 ms (on de-energisation)  |
| Immunity to microbreaks        | <= 10 ms   |
| Power consumption in VA        | 3 VA at 240 V AC   |
| Power consumption in W         | 1.5 W at 240 V DC  |

|  |   |
|--|---|
| Switching capacity in VA               | 2000 VA   |
| Minimum switching current              | 10 mA 5 V DC  |
| Maximum switching current              | 8 A   |
| Maximum switching voltage              | 250 V AC  |
| Electrical durability                  | 100000 cycles for 8 A at 250 V AC-1<br>100000 cycles for 2 A at 24 V DC-1   |
| Mechanical durability                  | 10000000 cycles   |
| [Uimp] rated impulse withstand voltage | 5 kV 1.2...50 µs conforming to IEC 60664-1  |
| Delay response                         | < 100 ms  |
| Creepage distance                      | 4 kV/3 conforming to IEC 60664-1  |
| Overvoltage category                   | III conforming to IEC 60664-1   |
| Safety reliability data                | MTTFd = 216.8 years<br>B10d = 200000  |
| Mounting position                      | Any position  |
| Mounting support                       | 35 mm DIN rail conforming to EN/IEC 60715   |
| Status LED                             | Green LED backlight (steady) dial pointer indication<br>Yellow LED (steady) output relay energised<br>Yellow LED (fast flashing) timing in progress and output relay de-energised<br>Yellow LED (slow flashing) timing in progress and output relay energised |
| Width                                  | 0.89 in (22.5 mm)   |
| Product weight                         | 0.23 lb(US) (0.105 kg)  |

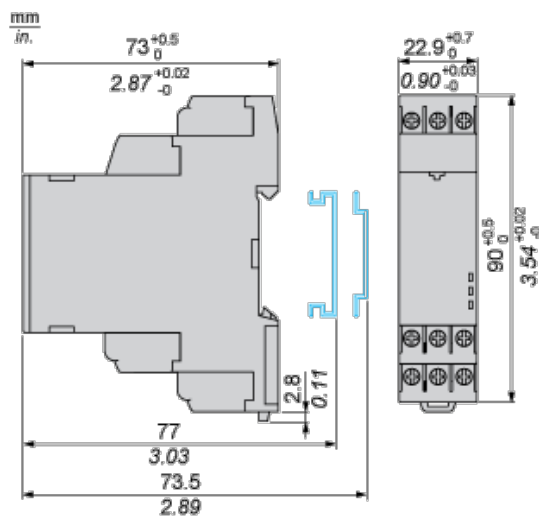
## Environment

|                                       |   |
|---------------------------------------|---|
| dielectric strength                   | 2.5 kV for 1 mA/1 minute at 50 Hz between relay output and power supply with basic insulation conforming to IEC 61812-1   |
| standards                             | IEC 61812-1<br>UL 508   |
| directives                            | 2004/108/EC - electromagnetic compatibility<br>2006/95/EC - low voltage directive   |
| product certifications                | CCC<br>CE<br>CSA<br>GL<br>UL<br>RCM<br>EAC<br>China RoHS  |
| ambient air temperature for operation | -4...140 °F (-20...60 °C)   |
| ambient air temperature for storage   | -40...158 °F (-40...70 °C)  |
| IP degree of protection               | IP20(terminals) conforming to IEC 60529<br>IP40 (housing) conforming to IEC 60529<br>IP50 (front panel) conforming to IEC 60529   |
| pollution degree                      | 3 conforming to IEC 60664-1   |
| vibration resistance                  | 20 m/s <sup>2</sup> (f = 10...150 Hz) conforming to IEC 60068-2-6   |
| shock resistance                      | 15 gn (not operating) (duration = 11 ms) conforming to IEC 60068-2-27<br>5 gn (in operation) (duration = 11 ms) conforming to IEC 60068-2-27  |
| relative humidity                     | 95 % at 25...55 °C  |
| electromagnetic compatibility         | Fast transients immunity test (test level: 1 kV, level 3 - capacitive connecting clip) conforming to IEC 61000-4-4<br>Surge immunity test (test level: 1 kV, level 3 - differential mode) conforming to IEC 61000-4-5<br>Surge immunity test (test level: 2 kV, level 3 - common mode) conforming to IEC 61000-4-5<br>Electrostatic discharge (test level: 6 kV, level 3 - contact discharge) conforming to IEC 61000-4-2<br>Electrostatic discharge (test level: 8 kV, level 3 - air discharge) conforming to IEC 61000-4-2<br>Radiated radio-frequency electromagnetic field immunity test (test level: 10 V/m, level 3 - 80 MHz...1 GHz) conforming to IEC 61000-4-3<br>Conducted RF disturbances (test level: 10 V, level 3 - 0.15...80 MHz) conforming to IEC 61000-4-6<br>Fast transient bursts (test level: 2 kV, level 3 - direct contact) conforming to IEC 61000-4-4<br>Immunity to microbreaks and voltage drops (test level: 30 % - 500 ms) conforming to IEC 61000-4-11<br>Immunity to microbreaks and voltage drops (test level: 100 % - 20 ms) conforming to |

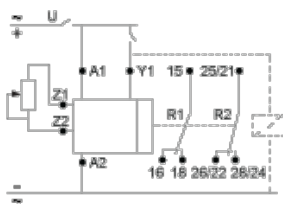
## Offer Sustainability

|  |  |
|--|--|
| Green Premium product  | Green Premium product  |
| Compliant - since 1650 - Schneider Electric declaration of conformity  | Compliant - since 1650 - Schneider Electric declaration of conformity  |
| Reference not containing SVHC above the threshold  | Reference not containing SVHC above the threshold  |
| Available  | Available  |
| Available  | Available  |
| WARNING: This product can expose you to chemicals including:   | WARNING: This product can expose you to chemicals including:   |
| Lead and lead compounds, which is known to the State of California to cause cancer and birth defects or other reproductive harm. | Lead and lead compounds, which is known to the State of California to cause cancer and birth defects or other reproductive harm. |
| For more information go to <a href="http://www.p65warnings.ca.gov">www.p65warnings.ca.gov</a>                                    | For more information go to <a href="http://www.p65warnings.ca.gov">www.p65warnings.ca.gov</a>                                    |

## Dimensions



## Wiring Diagram



## Function D: Symmetrical Flashing Relay (Starting Pulse Off)

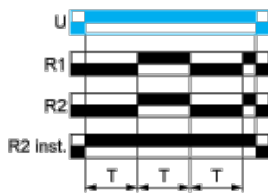
### Description

On energisation of power supply, output(s) R starts at its/their initial state for timing duration T then change(s) to output(s) R close(s) for the same timing duration T. This cycle is repeated indefinitely until power supply removal. Specially for RE17\*, RE22R2AMU, RE22R2MMW, RE22R2MMU, RE22R2MJU, this D function can only be initiated by energizing Y1 permanently. The second output (R2) can be either timed (when set to "TIMED") or instantaneous (when set to "INST").

### Function: 1 Output



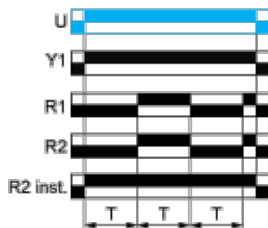
### Function: 2 Outputs



Function: 1 Output with Retrigger / Restart Control



Function: 2 Output with Retrigger / Restart Control

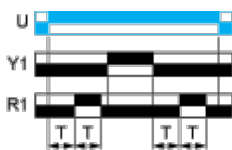


## Function DW: Symmetrical Flashing Relay (Starting Pulse Off) & With Retrigger / Restart Control

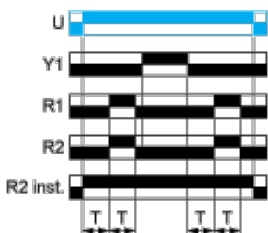
### Description

On energisation of power supply, output(s) R starts at its/their initial state for timing duration T then change(s) to output(s) R close(s) for the same timing duration T. This cycle is repeated indefinitely until power supply removal. Specially for RE17\*, RE22R2AMU, RE22R2MMW, RE22R2MMU, RE22R2MJU, this D function can only be initiated by energizing Y1 permanently. The second output (R2) can be either timed (when set to "TIMED") or instantaneous (when set to "INST").

### Function: 1 Output



### Function: 2 Outputs



### Legend

□ Relay de-energised

■ Relay energised

□ Output open

■ Output closed

U - Supply

T - Timing period

R1/R22 timed outputs

-

R2 The second output is instantaneous if the right position is selected  
inst.

-

Y1 - Retrigger / Restart control

Компания «Океан Электроники» предлагает заключение долгосрочных отношений при поставках импортных электронных компонентов на взаимовыгодных условиях!

Наши преимущества:

- Поставка оригинальных импортных электронных компонентов напрямую с производств Америки, Европы и Азии, а так же с крупнейших складов мира;
- Широкая линейка поставок активных и пассивных импортных электронных компонентов (более 30 млн. наименований);
- Поставка сложных, дефицитных, либо снятых с производства позиций;
- Оперативные сроки поставки под заказ (от 5 рабочих дней);
- Экспресс доставка в любую точку России;
- Помощь Конструкторского Отдела и консультации квалифицированных инженеров;
- Техническая поддержка проекта, помощь в подборе аналогов, поставка прототипов;
- Поставка электронных компонентов под контролем ВП;
- Система менеджмента качества сертифицирована по Международному стандарту ISO 9001;
- При необходимости вся продукция военного и аэрокосмического назначения проходит испытания и сертификацию в лаборатории (по согласованию с заказчиком);
- Поставка специализированных компонентов военного и аэрокосмического уровня качества (Xilinx, Altera, Analog Devices, Intersil, Interpoint, Microsemi, Actel, Aeroflex, Peregrine, VPT, Syfer, Eurofarad, Texas Instruments, MS Kennedy, Miteq, Cobham, E2V, MA-COM, Hittite, Mini-Circuits, General Dynamics и др.);

Компания «Океан Электроники» является официальным дистрибьютором и эксклюзивным представителем в России одного из крупнейших производителей разъемов военного и аэрокосмического назначения «JONHON», а так же официальным дистрибьютором и эксклюзивным представителем в России производителя высокотехнологичных и надежных решений для передачи СВЧ сигналов «FORSTAR».



## JONHON

«JONHON» (основан в 1970 г.)

Разъемы специального, военного и аэрокосмического назначения:

(Применяются в военной, авиационной, аэрокосмической, морской, железнодорожной, горно- и нефтедобывающей отраслях промышленности)

«FORSTAR» (основан в 1998 г.)

ВЧ соединители, коаксиальные кабели, кабельные сборки и микроволновые компоненты:

(Применяются в телекоммуникациях гражданского и специального назначения, в средствах связи, РЛС, а так же военной, авиационной и аэрокосмической отраслях промышленности).



Телефон: 8 (812) 309-75-97 (многоканальный)

Факс: 8 (812) 320-03-32

Электронная почта: [ocean@oceanchips.ru](mailto:ocean@oceanchips.ru)

Web: <http://oceanchips.ru/>

Адрес: 198099, г. Санкт-Петербург, ул. Калинина, д. 2, корп. 4, лит. А