

Metal thin film chip resistor networks

■ RM series

AEC-Q200 Compliant

Features

- Relative resistance tolerance and relative TCR definable among multiple resistors within package.
- Relative resistance tolerance: $\pm 0.01\%$, relative TCR: $\pm 1\text{ppm}/^\circ\text{C}$
- Number of resistors in package: 2 or higher, standard and custom circuits designs available
- RG series equivalent reliability and long term stability: less than $\pm 0.1\%$ drift after 10000 hour stress test.
- RoHS compliant, 100% lead free

Applications

- Precision measurement instrumentation, medical electronics, automotive electronics
- Voltage divider and amplification circuits that require very precise relative resistance tolerance and TCR
- Multi step precision amplification circuits for minute signals

◆ Part numbering system

RM 2012 A - */** - P W X L 10**

Series code

Size: RM2012, RM3216, RM3225

circuits

Nominal Resistance Value(R1/R2)

Absolute TCR

Relative resistance tolerance

Relative TCR

Absolute resistance tolerance

Packaging quantity:
10(1,000pcs), 50(5,000pcs)

RM 3216 C - ** - 10

Series code

Size: RM3216, RM3225, RM6432

circuits

Custom part number (e.g.)N10

Packaging quantity:
10(1,000pcs), 50(5,000pcs)

※ Please contact our sales office regarding custom products including resistance, resistance combination, number of elements, circuit, and others.

※ Standard quantity / reel is 1000 and 5000. Please contact our sales office for custom product's quantity / reel.

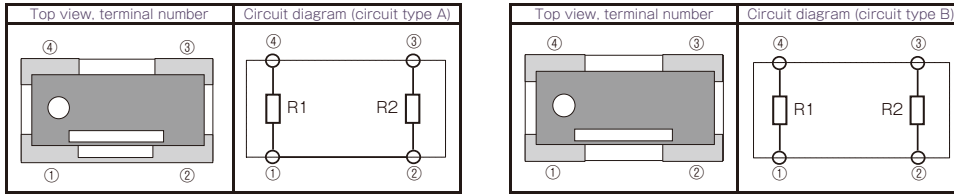
※ Standard resistance value pairings are shown as below
(Standard products are 2element circuit typeA & typeB only.)

◆ Standard resistance value pairings

| Ratio | R1 (Ω) | R2 (Ω) | Ratio | R1 (Ω) | R2 (Ω) | Ratio | R1 (Ω) | R2 (Ω) | Ratio | R1 (Ω) | R2 (Ω) | Ratio | R1 (Ω) | R2 (Ω) | Ratio | R1 (Ω) | R2 (Ω) |
|-------|--------|--------|-------|--------|--------|-------|--------|--------|--------|--------|--------|--------|--------|--------|---------|--------|--------|
| 1 : 1 | 1k | 1k | 1 : 3 | 1k | 3k | 1 : 5 | 1k | 5k | 1 : 9 | 1k | 9k | 1 : 20 | 1k | 20k | 1 : 50 | 1K | 50k |
| | 10k | 10k | | 10k | 30k | | 2k | 10k | | 10k | 90k | | 2k | 40k | | 2K | 100k |
| | 100k | 100k | | 100k | 300k | | 10k | 50k | | 1k | 10k | | 5k | 100k | | 1K | 100k |
| 1 : 2 | 1k | 2k | 1 : 4 | 1k | 4k | 1 : 6 | 1k | 6k | 1 : 10 | 2k | 20k | 1 : 25 | 1k | 25k | 1 : 100 | 2K | 200k |
| | 10k | 20k | | 10k | 40k | | 10k | 60k | | 10k | 100k | | 2k | 50k | | | |
| | 100k | 200k | | | | | | | | | | | | | | | |

◆ Electrical Specification

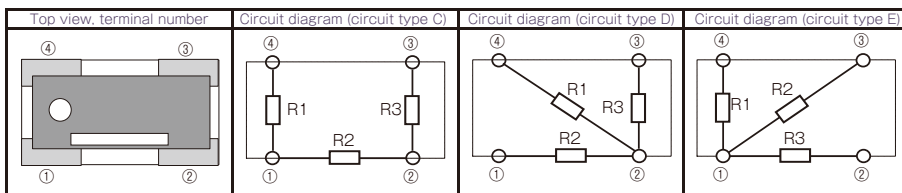
○ 4 terminal, 2 element



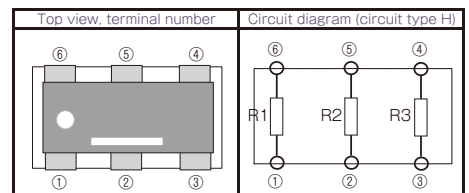
| Type | Power ratings (85°C) | Resistance range (Ω) | Resistance tolerance (Code) | | | | Temperature coefficient of resistance (Code) | | | | Packaging quantity (designation) |
|--------|--------------------------------------|----------------------|-----------------------------------|---|-----------------------------------|-----------------------------------|--|---|---|------------------------------|---|
| | | | Absolute tolerance | Relative tolerance *1 | | | Absolute tolerance | Relative tolerance *1 | | | |
| | | | | Resistance ratio = 1 | 1 < Resistance ratio ≤ 100 | 100 < Resistance ratio ≤ 500 | | Resistance ratio = 1 | 1 < Resistance ratio ≤ 100 | 100 < Resistance ratio ≤ 500 | |
| RM2012 | 0.05W / Element 0.1W / Package | 100 ~ <300 | ±0.1%(B) ±0.5%(D) | ±0.02%(P) ±0.05%(W) ±0.1%(B) ±0.5%(D) | ±0.05%(W) ±0.1%(B) ±0.5%(D) | - | ±10ppm/°C(N) ±25ppm/°C(P) | ±1ppm/°C(X) ±2ppm/°C(W) ±5ppm/°C(V) | ±2ppm/°C(W) ±5ppm/°C(V) | - | tape & reel (T&R) 10=1,000pcs 50=5,000pcs |
| | | 300 ~ 100k | ±0.05%(W) ±0.1%(B) ±0.5%(D) | ±0.01%(L) ±0.02%(P) ±0.05%(W) ±0.1%(B) ±0.5%(D) | ±0.05%(W) ±0.1%(B) ±0.5%(D) | ±0.05%(W) ±0.1%(B) ±0.5%(D) | ±5ppm/°C(V) ±10ppm/°C(N) ±25ppm/°C(P) | ±1ppm/°C(X) ±2ppm/°C(W) ±5ppm/°C(V) | ±1ppm/°C(X) ±2ppm/°C(W) ±5ppm/°C(V) | ±2ppm/°C(W) ±5ppm/°C(V) | |
| RM3216 | 0.063W / Element 0.125W / Package | 100 ~ <300 | ±0.1%(B) ±0.5%(D) | ±0.02%(P) ±0.05%(W) ±0.1%(B) ±0.5%(D) | ±0.05%(W) ±0.1%(B) ±0.5%(D) | - | ±10ppm/°C(N) ±25ppm/°C(P) | ±1ppm/°C(X) ±2ppm/°C(W) ±5ppm/°C(V) | ±2ppm/°C(W) ±5ppm/°C(V) | - | |
| | | 300 ~ 500k | ±0.05%(W) ±0.1%(B) ±0.5%(D) | ±0.01%(L) ±0.02%(P) ±0.05%(W) ±0.1%(B) ±0.5%(D) | ±0.05%(W) ±0.1%(B) ±0.5%(D) | ±0.05%(W) ±0.1%(B) ±0.5%(D) | ±5ppm/°C(V) ±10ppm/°C(N) ±25ppm/°C(P) | ±1ppm/°C(X) ±2ppm/°C(W) ±5ppm/°C(V) | ±1ppm/°C(X) ±2ppm/°C(W) ±5ppm/°C(V) | ±2ppm/°C(W) ±5ppm/°C(V) | |
| RM3225 | 0.1W / Element 0.2W / Package | 100 ~ <300 | ±0.1%(B) ±0.5%(D) | ±0.02%(P) ±0.05%(W) ±0.1%(B) ±0.5%(D) | ±0.05%(W) ±0.1%(B) ±0.5%(D) | - | ±10ppm/°C(N) ±25ppm/°C(P) | ±1ppm/°C(X) ±2ppm/°C(W) ±5ppm/°C(V) | ±2ppm/°C(W) ±5ppm/°C(V) | - | |
| | | 300 ~ 500k | ±0.05%(W) ±0.1%(B) ±0.5%(D) | ±0.01%(L) ±0.02%(P) ±0.05%(W) ±0.1%(B) ±0.5%(D) | ±0.05%(W) ±0.1%(B) ±0.5%(D) | ±0.05%(W) ±0.1%(B) ±0.5%(D) | ±5ppm/°C(V) ±10ppm/°C(N) ±25ppm/°C(P) | ±1ppm/°C(X) ±2ppm/°C(W) ±5ppm/°C(V) | ±1ppm/°C(X) ±2ppm/°C(W) ±5ppm/°C(V) | ±2ppm/°C(W) ±5ppm/°C(V) | |

*1 Contact us for detailed information on relative tolerance and TCR.

○ 4 terminal, 3 element



○ 6 terminal, 3 element



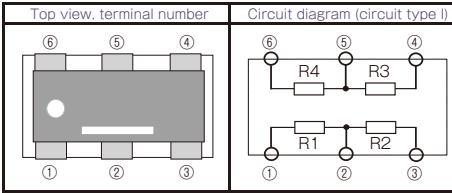
| Type | Power rating (85°C) | Resistance range (Ω) | Resistance tolerance (Code) | | | | Temperature coefficient of resistance (Code) | | | | Packaging quantity (designation) |
|--------|--------------------------------------|----------------------|-----------------------------------|---|-----------------------------------|-----------------------------------|--|---|---|------------------------------|---|
| | | | Absolute tolerance | Relative tolerance *1 | | | Absolute tolerance | Relative tolerance *1 | | | |
| | | | | Resistance ratio = 1 | 1 < Resistance ratio ≤ 100 | 100 < Resistance ratio ≤ 500 | | Resistance ratio = 1 | 1 < Resistance ratio ≤ 100 | 100 < Resistance ratio ≤ 500 | |
| RM3216 | 0.042W / Element 0.125W / Package | 100 ~ <300 | ±0.1%(B) ±0.5%(D) | ±0.02%(P) ±0.05%(W) ±0.1%(B) ±0.5%(D) | ±0.05%(W) ±0.1%(B) ±0.5%(D) | - | ±10ppm/°C(N) ±25ppm/°C(P) | ±1ppm/°C(X) ±2ppm/°C(W) ±5ppm/°C(V) | ±2ppm/°C(W) ±5ppm/°C(V) | - | tape & reel (T&R) 10=1,000pcs 50=5,000pcs |
| | | 300 ~ 100k | ±0.05%(W) ±0.1%(B) ±0.5%(D) | ±0.01%(L) ±0.02%(P) ±0.05%(W) ±0.1%(B) ±0.5%(D) | ±0.05%(W) ±0.1%(B) ±0.5%(D) | ±0.05%(W) ±0.1%(B) ±0.5%(D) | ±5ppm/°C(V) ±10ppm/°C(N) ±25ppm/°C(P) | ±1ppm/°C(X) ±2ppm/°C(W) ±5ppm/°C(V) | ±1ppm/°C(X) ±2ppm/°C(W) ±5ppm/°C(V) | ±2ppm/°C(W) ±5ppm/°C(V) | |
| RM3225 | 0.066W / Element 0.2W / Package | 100 ~ <300 | ±0.1%(B) ±0.5%(D) | ±0.02%(P) ±0.05%(W) ±0.1%(B) ±0.5%(D) | ±0.05%(W) ±0.1%(B) ±0.5%(D) | - | ±10ppm/°C(N) ±25ppm/°C(P) | ±1ppm/°C(X) ±2ppm/°C(W) ±5ppm/°C(V) | ±2ppm/°C(W) ±5ppm/°C(V) | - | |
| | | 300 ~ 100k | ±0.05%(W) ±0.1%(B) ±0.5%(D) | ±0.01%(L) ±0.02%(P) ±0.05%(W) ±0.1%(B) ±0.5%(D) | ±0.05%(W) ±0.1%(B) ±0.5%(D) | ±0.05%(W) ±0.1%(B) ±0.5%(D) | ±5ppm/°C(V) ±10ppm/°C(N) ±25ppm/°C(P) | ±1ppm/°C(X) ±2ppm/°C(W) ±5ppm/°C(V) | ±1ppm/°C(X) ±2ppm/°C(W) ±5ppm/°C(V) | ±2ppm/°C(W) ±5ppm/°C(V) | |

*1 Contact us for detailed information on relative tolerance and TCR.

Metal thin film chip resistor networks

RM series

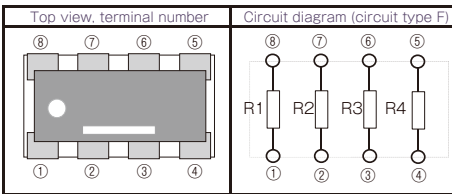
6 terminal, 4 element



| Type | Power ratings (85°C) | Resistance range (Ω) | Resistance tolerance (Code) | | | | Temperature coefficient of resistance (Code) | | | | Packaging quantity (designation) |
|--------|--------------------------------------|----------------------|-----------------------------------|---|-----------------------------------|------------------------------|--|---|----------------------------|------------------------------|----------------------------------|
| | | | Absolute tolerance | Relative tolerance ^{*1} | | | Absolute tolerance | Relative tolerance ^{*1} | | | |
| | | | | Resistance ratio = 1 | 1 < Resistance ratio ≤ 100 | 100 < Resistance ratio ≤ 500 | | Resistance ratio = 1 | 1 < Resistance ratio ≤ 100 | 100 < Resistance ratio ≤ 500 | |
| RM3216 | 0.032W / Element 0.125W / Package | 100 ~ < 300 | ±0.1%(B) ±0.5%(D) | ±0.02%(P) ±0.05%(W) ±0.1%(B) ±0.5%(D) | ±0.05%(W) ±0.1%(B) ±0.5%(D) | - | ±10ppm/°C(N) ±25ppm/°C(P) | ±1ppm/°C(X) ±2ppm/°C(W) ±5ppm/°C(V) | ±2ppm/°C(W) ±5ppm/°C(V) | - | tape & reel (T&R) |
| | | 300 ~ 100k | ±0.05%(W) ±0.1%(B) ±0.5%(D) | ±0.01%(L) ±0.02%(P) ±0.05%(W) ±0.1%(B) ±0.5%(D) | ±0.05%(W) ±0.1%(B) ±0.5%(D) | ±10ppm/°C(N) ±25ppm/°C(P) | ±1ppm/°C(X) ±2ppm/°C(W) ±5ppm/°C(V) | ±1ppm/°C(X) ±2ppm/°C(W) ±5ppm/°C(V) | ±2ppm/°C(W) ±5ppm/°C(V) | | |
| RM3225 | 0.05W / Element 0.2W / Package | 100 ~ < 300 | ±0.1%(B) ±0.5%(D) | ±0.02%(P) ±0.05%(W) ±0.1%(B) ±0.5%(D) | ±0.05%(W) ±0.1%(B) ±0.5%(D) | - | ±10ppm/°C(N) ±25ppm/°C(P) | ±1ppm/°C(X) ±2ppm/°C(W) ±5ppm/°C(V) | ±2ppm/°C(W) ±5ppm/°C(V) | - | 10=1,000pcs 50=5,000pcs |
| | | 300 ~ 100k | ±0.05%(W) ±0.1%(B) ±0.5%(D) | ±0.01%(L) ±0.02%(P) ±0.05%(W) ±0.1%(B) ±0.5%(D) | ±0.05%(W) ±0.1%(B) ±0.5%(D) | ±10ppm/°C(N) ±25ppm/°C(P) | ±1ppm/°C(X) ±2ppm/°C(W) ±5ppm/°C(V) | ±1ppm/°C(X) ±2ppm/°C(W) ±5ppm/°C(V) | ±2ppm/°C(W) ±5ppm/°C(V) | | |

*1 Contact us for detailed information on relative tolerance and TCR.

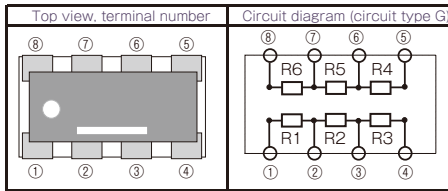
8 terminal, 4 element



| Type | Power ratings (85°C) | Resistance range (Ω) | Resistance tolerance (Code) | | | | Temperature coefficient of resistance (Code) | | | | Packaging quantity (designation) |
|--------|--------------------------------------|----------------------|-----------------------------------|---|-----------------------------------|------------------------------|--|---|----------------------------|------------------------------|----------------------------------|
| | | | Absolute tolerance | Relative tolerance ^{*1} | | | Absolute tolerance | Relative tolerance ^{*1} | | | |
| | | | | Resistance ratio = 1 | 1 < Resistance ratio ≤ 100 | 100 < Resistance ratio ≤ 500 | | Resistance ratio = 1 | 1 < Resistance ratio ≤ 100 | 100 < Resistance ratio ≤ 500 | |
| RM3216 | 0.032W / Element 0.125W / Package | 100 ~ < 300 | ±0.1%(B) ±0.5%(D) | ±0.02%(P) ±0.05%(W) ±0.1%(B) ±0.5%(D) | ±0.05%(W) ±0.1%(B) ±0.5%(D) | - | ±10ppm/°C(N) ±25ppm/°C(P) | ±1ppm/°C(X) ±2ppm/°C(W) ±5ppm/°C(V) | ±2ppm/°C(W) ±5ppm/°C(V) | - | tape & reel (T&R) |
| | | 300 ~ 100k | ±0.05%(W) ±0.1%(B) ±0.5%(D) | ±0.01%(L) ±0.02%(P) ±0.05%(W) ±0.1%(B) ±0.5%(D) | ±0.05%(W) ±0.1%(B) ±0.5%(D) | ±10ppm/°C(N) ±25ppm/°C(P) | ±1ppm/°C(X) ±2ppm/°C(W) ±5ppm/°C(V) | ±1ppm/°C(X) ±2ppm/°C(W) ±5ppm/°C(V) | ±2ppm/°C(W) ±5ppm/°C(V) | | |
| RM3225 | 0.05W / Element 0.2W / Package | 100 ~ < 300 | ±0.1%(B) ±0.5%(D) | ±0.02%(P) ±0.05%(W) ±0.1%(B) ±0.5%(D) | ±0.05%(W) ±0.1%(B) ±0.5%(D) | - | ±10ppm/°C(N) ±25ppm/°C(P) | ±1ppm/°C(X) ±2ppm/°C(W) ±5ppm/°C(V) | ±2ppm/°C(W) ±5ppm/°C(V) | - | 10=1,000pcs 50=5,000pcs |
| | | 300 ~ 100k | ±0.05%(W) ±0.1%(B) ±0.5%(D) | ±0.01%(L) ±0.02%(P) ±0.05%(W) ±0.1%(B) ±0.5%(D) | ±0.05%(W) ±0.1%(B) ±0.5%(D) | ±10ppm/°C(N) ±25ppm/°C(P) | ±1ppm/°C(X) ±2ppm/°C(W) ±5ppm/°C(V) | ±1ppm/°C(X) ±2ppm/°C(W) ±5ppm/°C(V) | ±2ppm/°C(W) ±5ppm/°C(V) | | |
| RM6432 | 0.1W / Element 0.4W / Package | 100 ~ < 300 | ±0.1%(B) ±0.5%(D) | ±0.02%(P) ±0.05%(W) ±0.1%(B) ±0.5%(D) | ±0.05%(W) ±0.1%(B) ±0.5%(D) | - | ±10ppm/°C(N) ±25ppm/°C(P) | ±1ppm/°C(X) ±2ppm/°C(W) ±5ppm/°C(V) | ±2ppm/°C(W) ±5ppm/°C(V) | - | tape & reel (T&R) |
| | | 300 ~ 1M | ±0.05%(W) ±0.1%(B) ±0.5%(D) | ±0.01%(L) ±0.02%(P) ±0.05%(W) ±0.1%(B) ±0.5%(D) | ±0.05%(W) ±0.1%(B) ±0.5%(D) | ±10ppm/°C(N) ±25ppm/°C(P) | ±1ppm/°C(X) ±2ppm/°C(W) ±5ppm/°C(V) | ±1ppm/°C(X) ±2ppm/°C(W) ±5ppm/°C(V) | ±2ppm/°C(W) ±5ppm/°C(V) | | |

*1 Contact us for detailed information on relative tolerance and TCR.

○ 8 terminal, 6 element



| Type | Power ratings (85°C) | Resistance range (Ω) | Resistance tolerance (Code) | | | | Temperature coefficient of resistance (Code) | | | | Packaging quantity (designation) |
|--------|--------------------------------------|----------------------|-----------------------------------|---|-----------------------------------|---|--|---|----------------------------|------------------------------|---|
| | | | Absolute tolerance | Relative tolerance ^{*1} | | | Absolute tolerance | Relative tolerance ^{*1} | | | |
| | | | | Resistance ratio = 1 | 1 < Resistance ratio ≤ 100 | 100 < Resistance ratio ≤ 500 | | Resistance ratio = 1 | 1 < Resistance ratio ≤ 100 | 100 < Resistance ratio ≤ 500 | |
| RM3216 | 0.021W / Element 0.125W / Package | 100 ~ <300 | ±0.1%(B) ±0.5%(D) | ±0.02%(P) ±0.05%(W) ±0.1%(B) ±0.5%(D) | ±0.05%(W) ±0.1%(B) ±0.5%(D) | - | ±10ppm/°C(N) ±25ppm/°C(P) | ±1ppm/°C(X) ±2ppm/°C(W) ±5ppm/°C(V) | ±2ppm/°C(W) ±5ppm/°C(V) | - | tape & reel (T&R) 10=1,000pcs 50=5,000pcs |
| | | 300 ~ 100k | ±0.05%(W) ±0.1%(B) ±0.5%(D) | ±0.01%(L) ±0.02%(P) ±0.05%(W) ±0.1%(B) ±0.5%(D) | ±0.05%(W) ±0.1%(B) ±0.5%(D) | ±5ppm/°C(V) ±10ppm/°C(N) ±25ppm/°C(P) | ±1ppm/°C(X) ±2ppm/°C(W) ±5ppm/°C(V) | ±1ppm/°C(X) ±2ppm/°C(W) ±5ppm/°C(V) | ±2ppm/°C(W) ±5ppm/°C(V) | | |
| RM3225 | 0.033W / Element 0.2W / Package | 100 ~ <300 | ±0.1%(B) ±0.5%(D) | ±0.02%(P) ±0.05%(W) ±0.1%(B) ±0.5%(D) | ±0.05%(W) ±0.1%(B) ±0.5%(D) | - | ±10ppm/°C(N) ±25ppm/°C(P) | ±1ppm/°C(X) ±2ppm/°C(W) ±5ppm/°C(V) | ±2ppm/°C(W) ±5ppm/°C(V) | - | |
| | | 300 ~ 100k | ±0.05%(W) ±0.1%(B) ±0.5%(D) | ±0.01%(L) ±0.02%(P) ±0.05%(W) ±0.1%(B) ±0.5%(D) | ±0.05%(W) ±0.1%(B) ±0.5%(D) | ±5ppm/°C(V) ±10ppm/°C(N) ±25ppm/°C(P) | ±1ppm/°C(X) ±2ppm/°C(W) ±5ppm/°C(V) | ±1ppm/°C(X) ±2ppm/°C(W) ±5ppm/°C(V) | ±2ppm/°C(W) ±5ppm/°C(V) | | |
| RM6432 | 0.066W / Element 0.4W / Package | 100 ~ <300 | ±0.1%(B) ±0.5%(D) | ±0.02%(P) ±0.05%(W) ±0.1%(B) ±0.5%(D) | ±0.05%(W) ±0.1%(B) ±0.5%(D) | - | ±10ppm/°C(N) ±25ppm/°C(P) | ±1ppm/°C(X) ±2ppm/°C(W) ±5ppm/°C(V) | ±2ppm/°C(W) ±5ppm/°C(V) | - | |
| | | 300 ~ 1M | ±0.05%(W) ±0.1%(B) ±0.5%(D) | ±0.01%(L) ±0.02%(P) ±0.05%(W) ±0.1%(B) ±0.5%(D) | ±0.05%(W) ±0.1%(B) ±0.5%(D) | ±5ppm/°C(V) ±10ppm/°C(N) ±25ppm/°C(P) | ±1ppm/°C(X) ±2ppm/°C(W) ±5ppm/°C(V) | ±1ppm/°C(X) ±2ppm/°C(W) ±5ppm/°C(V) | ±2ppm/°C(W) ±5ppm/°C(V) | | |

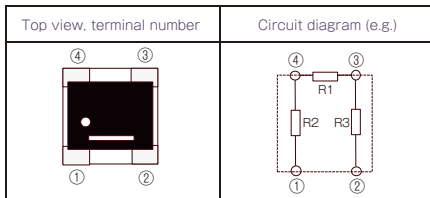
*1 Contact us for detailed information on relative tolerance and TCR.

Thin film surface mount resistors

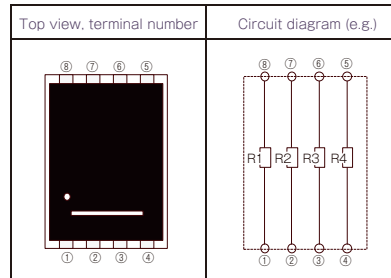
RM series

○ Some examples of custom RM series

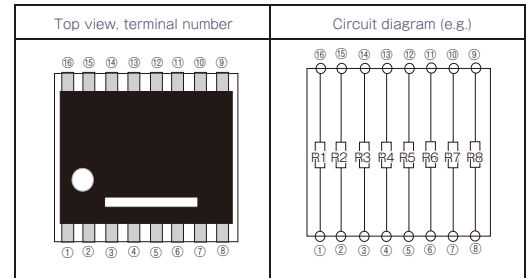
RM2525(2.5mm × 2.5mm)



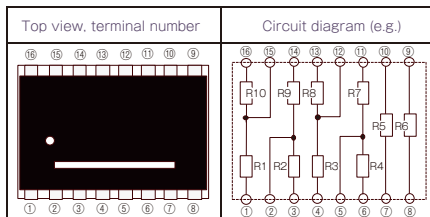
RM5882(5.8mm × 8.2mm)



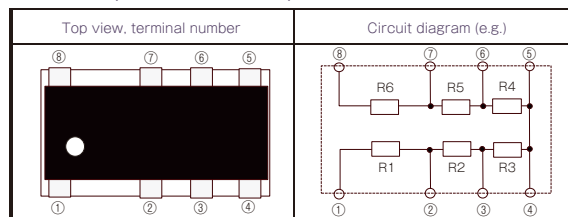
RM10280(10.2mm × 7.2mm)



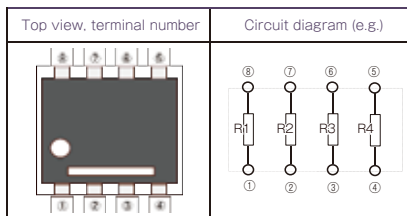
RM8258(8.2mm × 5.8mm)



RM11264(11.2mm × 6.4mm)



RM5050(5.0mm × 5.0mm)

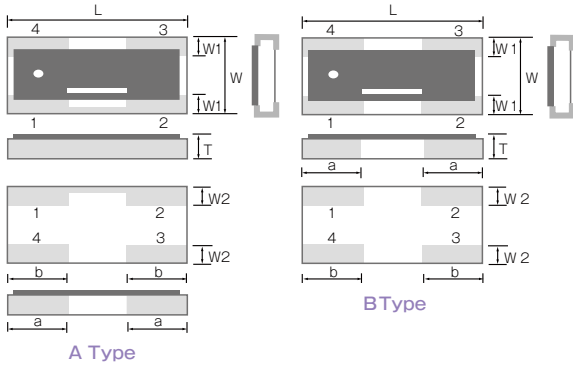


Metal thin film chip resistor networks

RM series

Dimensions

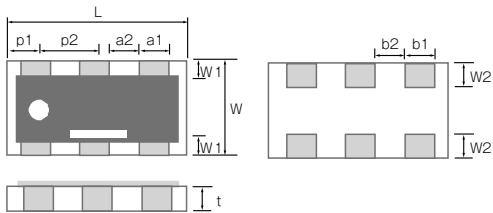
Thin film surface mount resistors



RM series

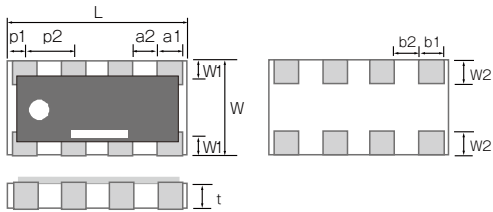
| 4 terminal | | | | | | | | |
|------------|-------------|-----------|-----------|-----------|-----------|-----------|-----------|-----------|
| Type | Size (inch) | L | W | t | a | b | W1 | W2 |
| RM2012 | 0805 | 2.00±0.20 | 1.25±0.20 | 0.45±0.10 | 0.50±0.20 | 0.60±0.20 | 0.40±0.20 | 0.35±0.20 |
| RM3216 | 1206 | 3.20±0.20 | 1.60±0.20 | 0.45±0.10 | 1.00±0.25 | 1.00±0.20 | 0.40±0.25 | 0.40±0.20 |
| RM3225 | 1209 | 3.20±0.20 | 2.50±0.20 | 0.45±0.10 | 1.00±0.25 | 1.00±0.20 | 0.40±0.25 | 0.60±0.20 |

(unit : mm)



| 6 terminal | | | | | | | | | | | | |
|------------|-------------|-----------|-----------|-----------|-----------|-----------|-----------|-----------|-----------|-----------|-----------|-----------|
| Type | Size (inch) | L | W | t | a1 | a2 | b1 | b2 | p1 | p2 | W1 | W2 |
| RM3216 | 1206 | 3.20±0.20 | 1.60±0.20 | 0.45±0.10 | 0.50±0.20 | 0.45±0.20 | 0.50±0.20 | 0.45±0.20 | 0.63±0.20 | 0.95±0.10 | 0.23±0.20 | 0.40±0.20 |
| RM3225 | 1209 | 3.20±0.20 | 2.50±0.20 | 0.45±0.10 | 0.50±0.10 | 0.45±0.10 | 0.50±0.10 | 0.45±0.10 | 0.63±0.20 | 0.95±0.10 | 0.30±0.20 | 0.50±0.20 |

(unit : mm)



| 8 terminal | | | | | | | | | | | | |
|------------|-------------|-----------|-----------|-----------|---------------------|---------------------|---------------------|---------------------|-----------|-----------|-----------|-----------|
| Type | Size (inch) | L | W | t | a1 | a2 | b1 | b2 | p1 | p2 | W1 | W2 |
| RM3216 | 1206 | 3.20±0.20 | 1.60±0.20 | 0.45±0.10 | 0.40±0.20 | 0.40±0.20 | 0.40±0.20 | 0.40±0.20 | 0.40±0.20 | 0.80±0.10 | 0.30±0.20 | 0.40±0.20 |
| RM3225 | 1209 | 3.20±0.20 | 2.50±0.20 | 0.45±0.10 | 0.40 +0.20/-0.10 | 0.40 +0.10/-0.20 | 0.40 +0.10/-0.20 | 0.40 +0.10/-0.20 | 0.40±0.20 | 0.80±0.10 | 0.30±0.20 | 0.40±0.20 |
| RM6432 | 2512 | 6.40±0.20 | 3.20±0.20 | 0.50±0.10 | 0.66 +0.20/-0.10 | 0.94 +0.10/-0.20 | 0.66 +0.20/-0.10 | 0.94 +0.10/-0.20 | 0.80±0.20 | 1.60±0.10 | 0.50±0.20 | 0.60±0.10 |

(unit : mm)

◆ Reliability specification

| Test items | Condition (test methods (MIL-PRF-55342/JIS C5201-1)) | Standard | |
|--------------------------------|--|--------------------|--------------------|
| | | Absolute tolerance | Relative tolerance |
| Short time overload | 2.5 x rated voltage, ^{*1} 5seconds | ±(0.05%+0.01Ω) | ±0.02% |
| Life (biased) | 85°C, rated voltage, ^{*1} 90min on 30min off, 1000hours | ±(0.05%+0.01Ω) | ±0.02% |
| High temperature high humidity | 85°C, 85%RH, 1/10 of rated power, 90min on 30min off, 1000hours | ±(0.05%+0.01Ω) | ±0.02% |
| Temperature shock | -55°C (38min) ~ 125°C (30min) 1000cycles ^{*2} | ±(0.05%+0.01Ω) | ±0.02% |
| High temperature exposure | 155°C, no bias, 100hours | ±(0.05%+0.01Ω) | ±0.02% |
| Resistance to soldering heat | 260±5°C, 10 seconds (reflow) | ±(0.05%+0.01Ω) | ±0.02% |

*1 Rated voltage is given by $E = \sqrt{R \times P}$

E= rated voltage (V), R=nominal resistance value(Ω), P=rated power(W)

If rated voltage exceeds maximum voltage /element, maximum voltage/element is the rated voltage.

*2 Based on the tests done on RM316.RM3225.

Please contact our sales office for other or custom dimensional products

Metal thin film chip resistor networks

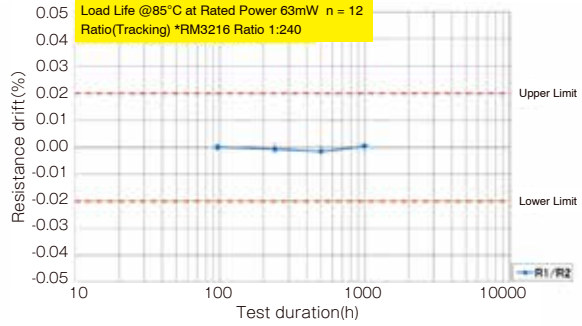
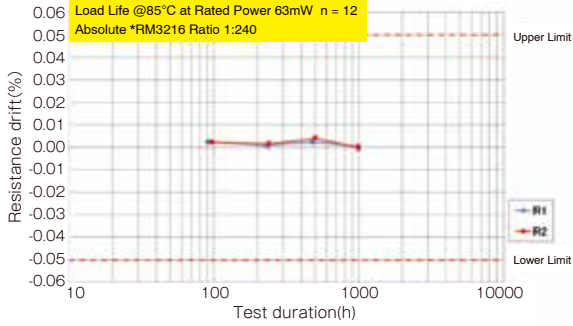
RM series

Reliability test data

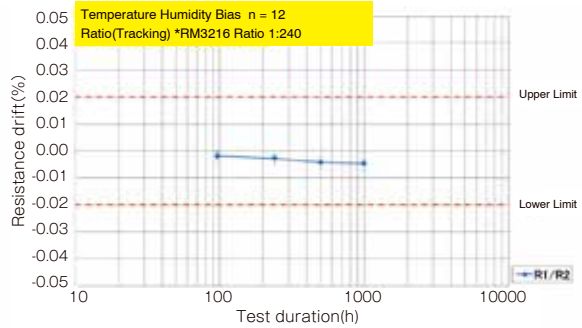
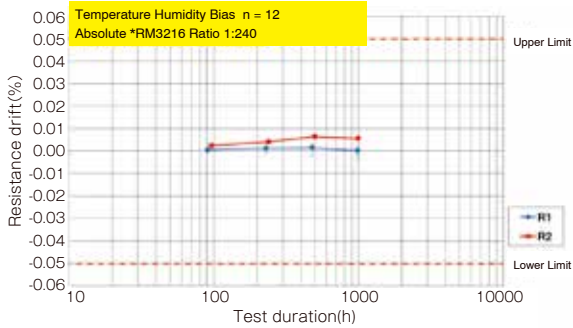
Thin film surface mount resistors

RM series

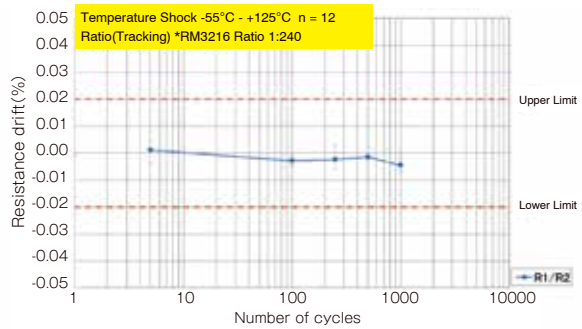
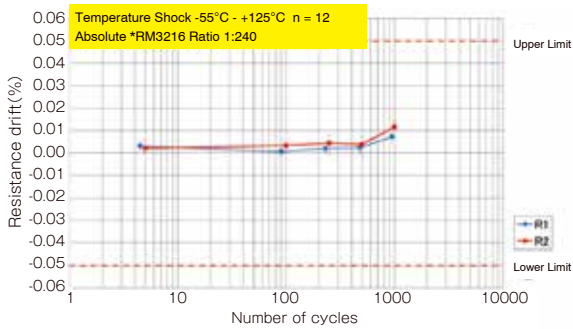
Load life with rated power @85°C



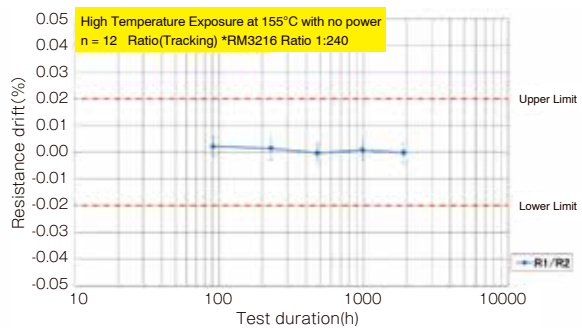
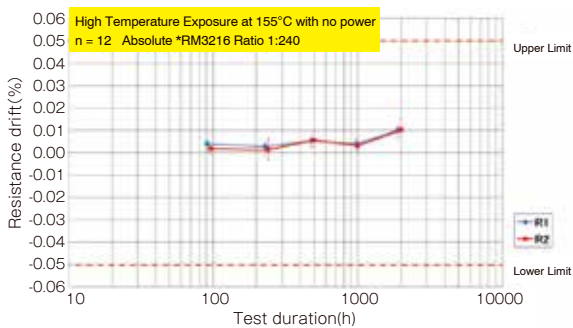
High temperature high humidity (biased)



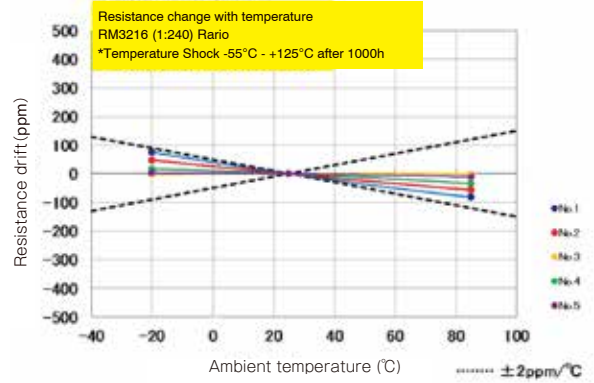
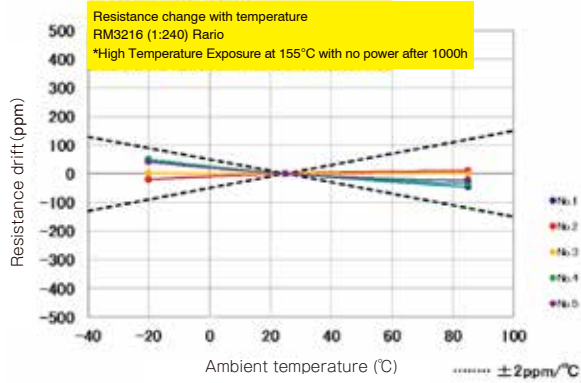
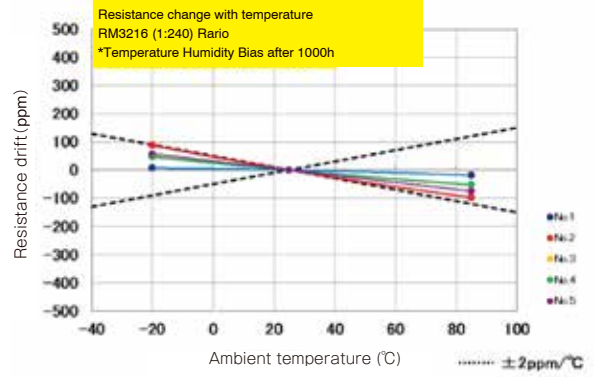
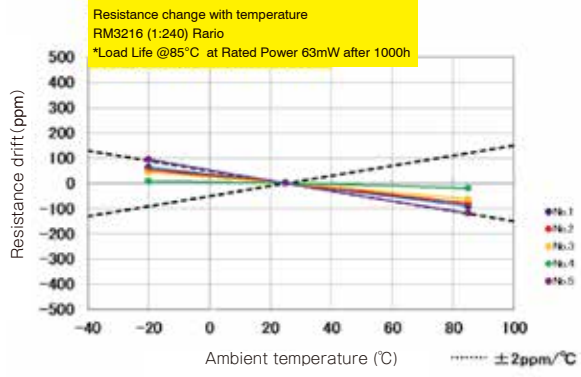
Temperature shock



High temperature exposure (155°C)



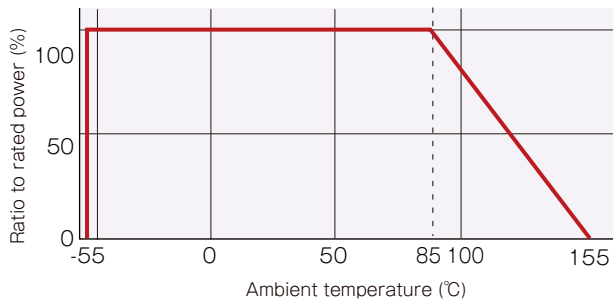
◆TCR linearity



Thin film surface mount resistors

RM series

◆Derating Curve



Компания «Океан Электроники» предлагает заключение долгосрочных отношений при поставках импортных электронных компонентов на взаимовыгодных условиях!

Наши преимущества:

- Поставка оригинальных импортных электронных компонентов напрямую с производств Америки, Европы и Азии, а так же с крупнейших складов мира;
- Широкая линейка поставок активных и пассивных импортных электронных компонентов (более 30 млн. наименований);
- Поставка сложных, дефицитных, либо снятых с производства позиций;
- Оперативные сроки поставки под заказ (от 5 рабочих дней);
- Экспресс доставка в любую точку России;
- Помощь Конструкторского Отдела и консультации квалифицированных инженеров;
- Техническая поддержка проекта, помощь в подборе аналогов, поставка прототипов;
- Поставка электронных компонентов под контролем ВП;
- Система менеджмента качества сертифицирована по Международному стандарту ISO 9001;
- При необходимости вся продукция военного и аэрокосмического назначения проходит испытания и сертификацию в лаборатории (по согласованию с заказчиком);
- Поставка специализированных компонентов военного и аэрокосмического уровня качества (Xilinx, Altera, Analog Devices, Intersil, Interpoint, Microsemi, Actel, Aeroflex, Peregrine, VPT, Syfer, Eurofarad, Texas Instruments, MS Kennedy, Miteq, Cobham, E2V, MA-COM, Hittite, Mini-Circuits, General Dynamics и др.);

Компания «Океан Электроники» является официальным дистрибьютором и эксклюзивным представителем в России одного из крупнейших производителей разъемов военного и аэрокосмического назначения «JONHON», а так же официальным дистрибьютором и эксклюзивным представителем в России производителя высокотехнологичных и надежных решений для передачи СВЧ сигналов «FORSTAR».



JONHON

«JONHON» (основан в 1970 г.)

Разъемы специального, военного и аэрокосмического назначения:

(Применяются в военной, авиационной, аэрокосмической, морской, железнодорожной, горно- и нефтедобывающей отраслях промышленности)

«FORSTAR» (основан в 1998 г.)

ВЧ соединители, коаксиальные кабели, кабельные сборки и микроволновые компоненты:

(Применяются в телекоммуникациях гражданского и специального назначения, в средствах связи, РЛС, а так же военной, авиационной и аэрокосмической отраслях промышленности).



Телефон: 8 (812) 309-75-97 (многоканальный)

Факс: 8 (812) 320-03-32

Электронная почта: ocean@oceanchips.ru

Web: <http://oceanchips.ru/>

Адрес: 198099, г. Санкт-Петербург, ул. Калинина, д. 2, корп. 4, лит. А