



Important notes about Classic Panel Mount Indicator Catalog Pages

SCROLL DOWN TO VIEW CATALOG PAGE

This catalog page is out-of-print and is used with the understanding that the information shown could be out-of-date. In many cases, part numbers shown on this page are discontinued. Most notably, many “Complete Assembly” parts, which consist of a cap and a base, can no longer be ordered by the 14-digit ordering code. To obtain these parts, please order the cap and base part numbers separately. This process provides the components contained with the original “Complete Assembly” part number.

All Dialight Classic Panel Mount Indicators need a leading 3-digit numerical series. In some cases, this catalog will show a 2-digit series. In this case, please add a leading zero. For example, 81-0211-300 becomes 081-0211-300.

Part numbers listed on Dialight catalog pages designate parts with Red lenses. For ordering lens colors other than red, consult the chart below. In most cases, the color is dictated by the 7th digit. For example, 095-0932-003 for a green cap.

Lens Colors	
1 - Red	5 - White
2 - Green	6 - Light Yellow
3 - Yellow	7 - Clear
4 - Blue	

[Click here for a cross reference guide to assembly part numbers.](#)

[Click here to view Frequently Asked Questions concerning Panel Mount Indicators.](#)

SCROLL DOWN TO VIEW CATALOG PAGE

PRESS-TO-TEST INDICATORS

MEET OR EXCEED REQUIREMENTS OF
MIL-L-7961B and MIL-L-3661

QPL APPROVAL: The products indicated have received
Department of Defense certification and are listed as QPL approved.

PROVIDE POSITIVE SAFETY FACTORS



Positive safety factors are provided by patented built-in Press-To-Test indicators. Lamps can be checked instantly without removing them from their assembly.

A slight pressure on the lens holder of the assembly breaks the normal circuit and makes a test circuit, informing the operator as follows:

1. If the lamp LIGHTS when pressed in, it is proven satisfactory.
2. If the lamp FAILS TO LIGHT when pressed in, it is defective and must be replaced from the front of the panel.

Release of finger pressure restores the lens holder to operating position.

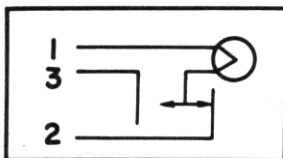
Press-To-Switch (4 terminal assemblies) are available with all indicators in this catalog. They are useful for remote control applications, as they permit closing the circuit to any local or remote device.

Typical Press-To-Test (3 terminal) and Press-To-Switch (4 terminal) circuit drawings are illustrated below.

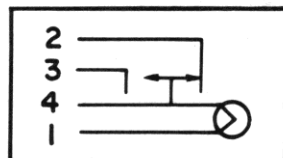
Sub-Miniature, Miniature and Large Press-To-Test Indicators are available for mounting in 15/32", 5/8" and 1" clearance holes respectively. Only typical incandescent assemblies are listed in this catalog. Data on other Press-To-Test assemblies will be furnished on request.

Hot-stamped or engraved legends can be supplied on flat lenses only. Additional information will be furnished on request.

Typical
3 Terminal
Press-To-Test
Circuit



Typical
4 Terminal
Press-To-Switch
Circuit



PATENTED SHUTTER DIMMING ACTION



Shutters open
Maximum full direct
light beam



Shutters adjusted
Adjustable direct
light beam



Shutters closed
Minimum indirect
"halo" light

The patented shutter-dimming device is available on most Press-To-Test indicators. By turning the knurled cap, the individual operator can regulate the brilliancy of the light from the indicator to suit his needs under varying light conditions.

Standard dimmer action is clockwise. Assemblies with counter-clockwise dimming action are available on special order.

LENS COLORS

1-Red	5-White translucent
2-Green	6-Light yellow
3-Yellow (amber)	7-Clear colorless
4-Blue	

The digit before the last dash in the part number designates the lens color. When color other than RED is desired, change this digit to a figure noted above. Example: 812-1030-0972-506 (green)

Sub-Miniature Incandescent PRESS-TO-TEST Indicators

T-1 3/4 bulb
with midget
flange base.



See lamp ratings
on page J.


For back of panel mounting in 15/32" clearance hole
Meet or exceed requirements of MIL-L-7961B and MIL-L-3661

MATERIALS AND FINISHES


- Mounting Bushing: Aluminum, black anodize finish.
- Mounting and Flange Nuts: Aluminum, black anodize finish.
- Internal-tooth Lockwasher: Phosphor bronze, white nickel finish.
- Terminals: Brass, hot tinned with elongated slot.

812 SERIES 813 SERIES

"Press-To-Test" marking is die-stamped and filled on the flange nut of 3 terminal units only. No marking is furnished on the hex flange nut for 4 terminal indicators.



812-1030-0971-506



813-1030-1471-506

3 Terminal Press-To-Test Assemblies	4 Terminal Press-To-Switch Assemblies
<p>3/32 "PRESS TO TEST" FLANGE NUT 1/16 PANEL (REF) .018 ±.005 X 19/32 ±.020 O.D. INTERNAL TOOTH LOCKWASHER 3/32 X 9/16 ACROSS FLATS HEX NUT 15/32-32 NS THD. MOUNTING BUSHING 3/64 X 5/64 SLOTS</p> <p>9/16 11/16 7/8 MAX PROJECTION BACK OF PANEL max. panel thickness 5/16"</p>	<p>3/32 X 9/16 ACROSS FLATS HEX NUT 1/16 PANEL (REF) .018 ±.005 X 19/32 ±.020 O.D. INTERNAL TOOTH LOCKWASHER 3/32 X 9/16 ACROSS FLATS HEX NUT 15/32-32 NS THD. MOUNTING BUSHING 3/64 X 5/64 SLOTS</p> <p>7/8 MAX PROJECTION BACK OF PANEL max. panel thickness 5/16"</p>
812-1030-09-506	808-1130-03-504

BASE PART NUMBER

CAP PART NUMBERS	COMPLETE ASSEMBLY PART NUMBERS	
STOVEPIPE <p>812-0971 translucent</p> <p>812-0931 transparent</p>	812-1030-0971-506	812-1130-0971-504
	812-1030-0931-506	812-1130-0931-504
CYLINDRICAL <p>813-1471 translucent</p> <p>813-1431 transparent</p>	813-1030-1471-506	813-1130-1471-504
	813-1030-1431-506	813-1130-1431-504

Order complete with lamp to be assured of receiving the indicator light and correct lamp together for immediate use.

Part numbers shown in gray are normally in inventory at your Dialight Distributor.

Part numbers listed in this catalog designate products with Red lens. For ordering lens colors other than red, consult chart on page 2F.

Компания «Океан Электроники» предлагает заключение долгосрочных отношений при поставках импортных электронных компонентов на взаимовыгодных условиях!

Наши преимущества:

- Поставка оригинальных импортных электронных компонентов напрямую с производств Америки, Европы и Азии, а так же с крупнейших складов мира;
- Широкая линейка поставок активных и пассивных импортных электронных компонентов (более 30 млн. наименований);
- Поставка сложных, дефицитных, либо снятых с производства позиций;
- Оперативные сроки поставки под заказ (от 5 рабочих дней);
- Экспресс доставка в любую точку России;
- Помощь Конструкторского Отдела и консультации квалифицированных инженеров;
- Техническая поддержка проекта, помощь в подборе аналогов, поставка прототипов;
- Поставка электронных компонентов под контролем ВП;
- Система менеджмента качества сертифицирована по Международному стандарту ISO 9001;
- При необходимости вся продукция военного и аэрокосмического назначения проходит испытания и сертификацию в лаборатории (по согласованию с заказчиком);
- Поставка специализированных компонентов военного и аэрокосмического уровня качества (Xilinx, Altera, Analog Devices, Intersil, Interpoint, Microsemi, Actel, Aeroflex, Peregrine, VPT, Syfer, Eurofarad, Texas Instruments, MS Kennedy, Miteq, Cobham, E2V, MA-COM, Hittite, Mini-Circuits, General Dynamics и др.);

Компания «Океан Электроники» является официальным дистрибьютором и эксклюзивным представителем в России одного из крупнейших производителей разъемов военного и аэрокосмического назначения «JONHON», а так же официальным дистрибьютором и эксклюзивным представителем в России производителя высокотехнологичных и надежных решений для передачи СВЧ сигналов «FORSTAR».



JONHON

«JONHON» (основан в 1970 г.)

Разъемы специального, военного и аэрокосмического назначения:

(Применяются в военной, авиационной, аэрокосмической, морской, железнодорожной, горно- и нефтедобывающей отраслях промышленности)

«FORSTAR» (основан в 1998 г.)

ВЧ соединители, коаксиальные кабели, кабельные сборки и микроволновые компоненты:

(Применяются в телекоммуникациях гражданского и специального назначения, в средствах связи, РЛС, а так же военной, авиационной и аэрокосмической отраслях промышленности).



Телефон: 8 (812) 309-75-97 (многоканальный)

Факс: 8 (812) 320-03-32

Электронная почта: ocean@oceanchips.ru

Web: <http://oceanchips.ru/>

Адрес: 198099, г. Санкт-Петербург, ул. Калинина, д. 2, корп. 4, лит. А