


# ModularJacks



Amphenol



**Amphenol®**  
*Now You're Connected!*

# Amphenol

## The Company

Amphenol Commercial Products Group of Amphenol Canada Corp., a subsidiary of Amphenol Corporation, is an ISO 9001 certified facility located in Toronto, Canada. Our activities are dedicated to the design, development, and manufacturing of interconnect products intended for use in the data communications and telecommunications markets. Our expertise in understanding and supporting our customers' interconnect needs has earned Amphenol Canada a reputation of quality and excellence among the world's leading users of electronic components.

## About the Catalogue

This modular jack catalogue represents some of our more popular products within this product category. Other product categories include, but is not limited to: D-Sub, Micro-Ribbon, USB, Headers and Sockets, CoolPower connectors, VHDCI, Capacitively Decoupled BNC, filtered connectors (D-Subs and micro-ribbon), and rugged connectors (RJ, USB, D-Subs, and bulkhead adapters).

All of our modular jacks are RoHS compliant.





All drawings in this document are measured in inches [mm], unless otherwise indicated.





Notice: Specifications are subject to change without notice. Contact your nearest Amphenol sales office for the latest specifications. All statements, information, and data given herein are believed to be accurate and reliable, but are presented without guarantee, warranty, or responsibility of any kind, expressed, or implied. Statements or suggestions concerning possible use of our products are made without representation or warranty that any such use is free of patent infringement, and are not recommended to infringe any patent. The user should not assume that all safety measures are indicated or that other measures may not be required. Amphenol and RJ vista are registered trademarks.

# Contents



## Right Angle (Side Entry)

RJHS: EMI Quiet	 <b>3-6</b>
RJSSE: Surface Mount with Light Pipes	<b>7-9</b>
RJSBE: 1, 2, and 4 Port	 <b>10-12</b>
FRJAE: Filtered and Shielded	<b>13-15</b>
RJCSE: RJ45 Surface Mount	 <b>16-17</b>
RJLSE: Surface Mount Ultra Low Profile	<b>18-19</b>
RJESE: RJ45 and RJ11 Standard Profile	<b>20-22</b>
RJE01: RJ11 (six position)	<b>23-24</b>
RJE02: Single Port High Profile	<b>25</b>
RJE03: Single Port Low Profile	<b>26-27</b>
RJE05: Ultra Low Profile	<b>28-29</b>
RJE07: Single Port Surface Mount	<b>30-31</b>
RJE09: Standard Profile	<b>32-34</b>
RJE15: Single Port Low Profile	<b>35-36</b>
RJULE: Recessed, Low Profile	<b>37-38</b>
RJE56: RJ45 Press Fit	<b>39-40</b>
RJE73: RJ45	 <b>41-42</b>




## Vertical (Top Entry)

RJHS: EMI Quiet	 <b>3-6</b>
RJE06: Single Port Slim Profile	<b>43-44</b>
RJE08: Single Port Standard Profile	<b>45</b>
RJE23: Single Port Surface Mount	<b>46-47</b>
RJE74: Single Port	<b>48-49</b>
RJE88: Single Port, Vertical	 <b>50-51</b>



## Stacked

RJSAE: 2, 4, and 8 Ports with Shield Options	 <b>52-54</b>
RJSNE: 4 over 4 Ports with Shield Options	 <b>55-56</b>

## Category 5e

RJE48: Right Angled, Low Profile	 <b>57-58</b>
RJE58: Right Angled, Standard Profile	 <b>59-60</b>
RJE72: Right Angled, Recessed, Low Profile	 <b>61-62</b>

## Category 6

RJE71: Right Angled, Recessed, Low Profile	 <b>63-64</b>
RJE45: Single Port, Low Profile	 <b>65-66</b>

## Accessories

RJE17: RJ45 Coupler	<b>67-68</b>
LED Options:	<b>69</b>
FRJ-2411: RJ45 Dust Cover*	
FRJ-2611: RJ11 Dust Cover *	

### Note

 : Denotes LEDs are available for connectors in the series

\*For more information on our dust covers, please visit our website [www.amphenolcanada.com](http://www.amphenolcanada.com) or email us at [sales@amphenolcanada.com](mailto:sales@amphenolcanada.com)

## EMI Quiet Modular Jack with LEDs

A series of EMI Quiet Modular Jack connectors with built-in LEDs. This product is ideal for LAN applications such as adapter cards and routers. Shielded and non-shielded versions are available, with a variety of LED colors and ports.



## Specifications

### Material

<b>Insulator:</b>	High temp. engineering thermoplastic; Complies with UL 94V-0; Black
<b>Contacts:</b>	Phosphor bronze hard temper with gold thickness options (6µ", 15µ", 30µ", 50µ") over 50µ" min. nickel on contact mating area; 100µ" min. matte tin plating on soldering tail
<b>Shield:</b>	Stainless steel with tin dipped tails
<b>LED:</b>	Tin plating on LED tails

### Electrical

<b>Contact Resistance:</b>	20 mΩ max.
<b>Insulation Resistance:</b>	500 MΩ min. at 500V DC for 2 minutes max.
<b>Current Rating:</b>	1.5 Amps
<b>Voltage Rating:</b>	125 Volts AC
<b>DWV:</b>	1000 VAC, 60 Hz. 1 minute

<b>Standard LEDs:</b>	For 5.0 V Systems
<b>Forward Voltage:</b>	2.1 Volts typical
<b>Reverse Voltage:</b>	6 Volts min.
<b>Luminous Intensity:</b>	0.5 mCd min. at 2mA
<b>Low Current LEDs:</b>	For 3.3 V Systems
<b>Forward Voltage</b>	2 Volts typical
<b>Reverse Voltage:</b>	6 Volts min.
<b>Luminous Intensity:</b>	1 mCd min. at 2mA

### Mechanical

<b>Insertion Force:</b>	5 lbs. max.
<b>Pull Retention Force:</b>	20 lbs. min.
<b>Durability:</b>	750 mating & unmating cycles
<b>Recommended Soldering Temperature:</b>	260°C for 5 seconds max. Connectors without LEDs are suitable for IR Reflow
<b>Operating Temperature:</b>	-55°C to + 85°C
<b>UL File #:</b>	E135615
<b>CSA File #:</b>	LR685398

## Ordering Information

<b>Series Designation</b>		RJHS	X	-	X	X	X	-	XX	<b>Number of Ports</b>	
E - Standard series										Blank - 1 Port	
P - PdNi contact plating										02 - 2 Ports	
<b>Version</b>										04 - 4 Ports	
3 - Vertical mount, 8 position, 30µ" gold plating										06 - 6 Ports	
5 - Right angle, 8 position, 50µ" gold plating										08 - 8 Ports	
7 - Right angle, 6 position, 50µ" gold plating										<b>LED Options</b>	
L - Right angle, low profile, 8 position, 50µ" gold plating										Please refer to page 69 for options	
N - Vertical mount, 8 position, 50µ" gold plating										<b>Number of Contacts</b>	
<b>Shield Options</b>										4 - 4 Contacts	
0 - No shield										6 - 6 Contacts	
3 - Shield with top and side tabs (single port has top tabs only)										8 - 8 Contacts	
4 - For single port only: Shield with top and side tabs											
F - Shield without top, side or bottom tabs											
P - Shield with top & bottom tabs, for vertical mount connector											

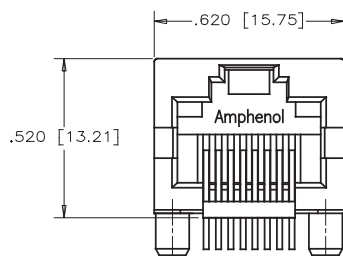
Didn't find what you were looking for?  
Please contact [sales@amphenolcanada.com](mailto:sales@amphenolcanada.com) and let us know what you need.



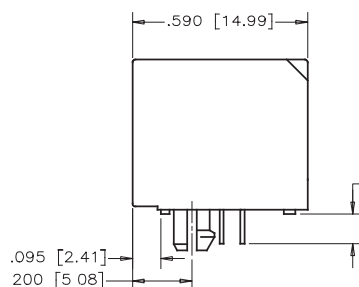
## Single Port Non-Shielded

\*Note: A black X in the part number refers to the LED designation code (page 69) for all drawings in this catalogue.

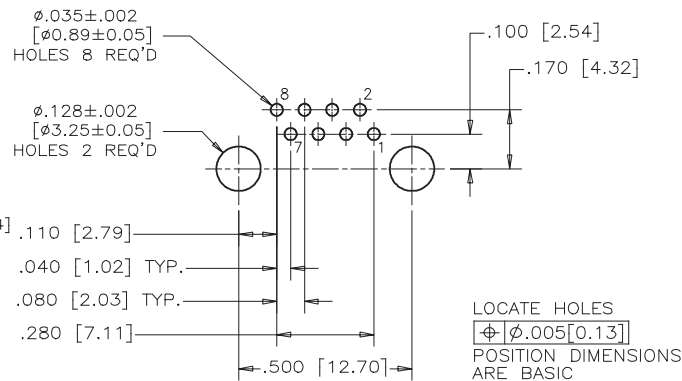
**RJHSE-508X\***



FRONT VIEW



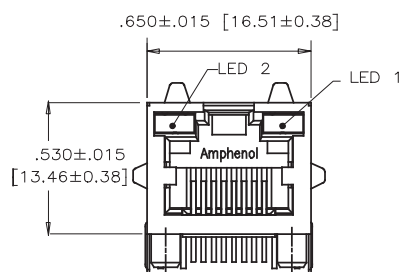
SIDE VIEW



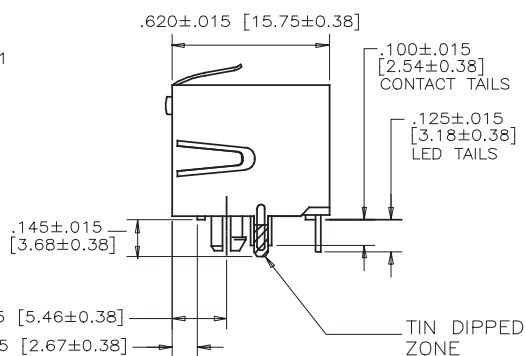
RECOMMENDED PCB LAYOUT

## Shielded - With Top & Side Ground Tabs

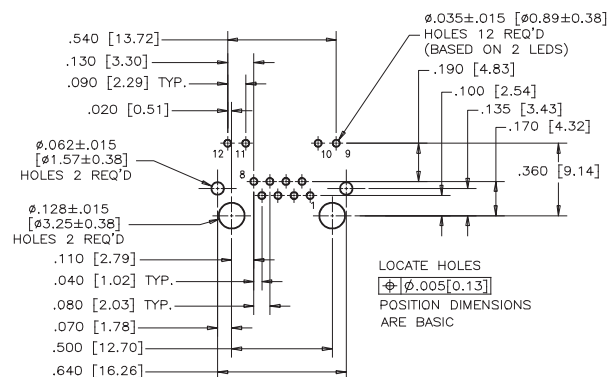
**RJHSE-548X**



FRONT VIEW



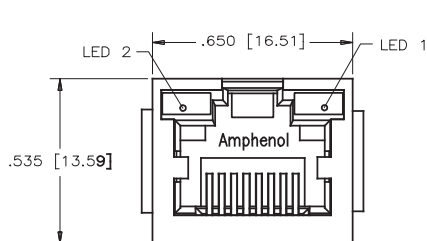
SIDE VIEW



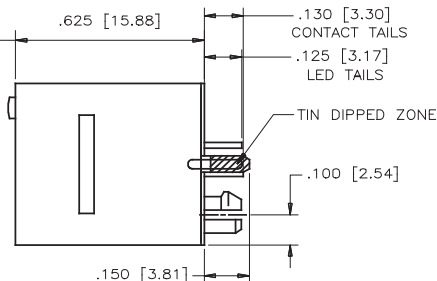
RECOMMENDED PCB LAYOUT

## Vertical Mount

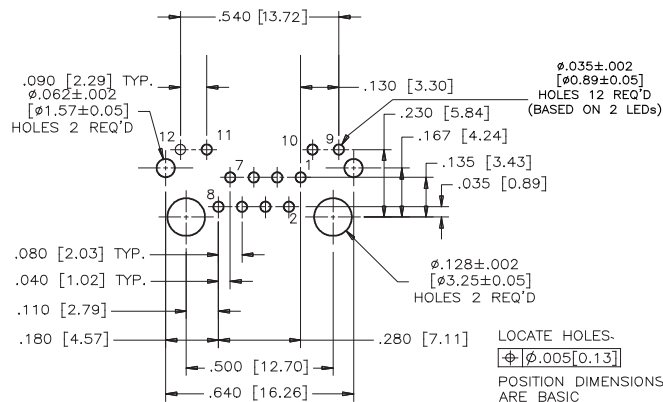
**RJHSE-338X**



FRONT VIEW



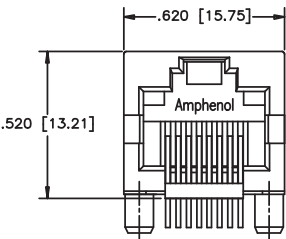
SIDE VIEW



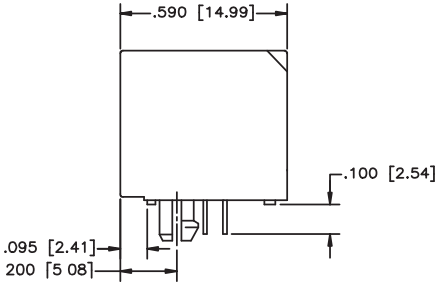
RECOMMENDED PCB LAYOUT

## Single Port Shielded - Low Profile

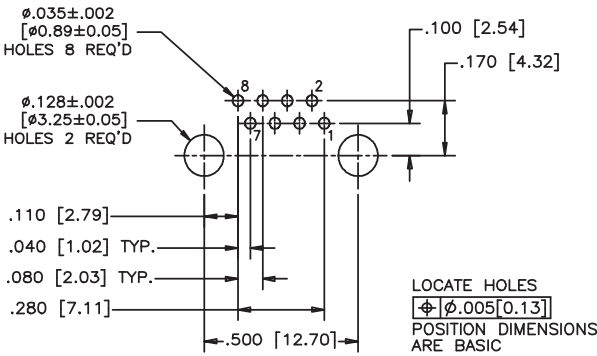
RJHSE-L38X



FRONT VIEW



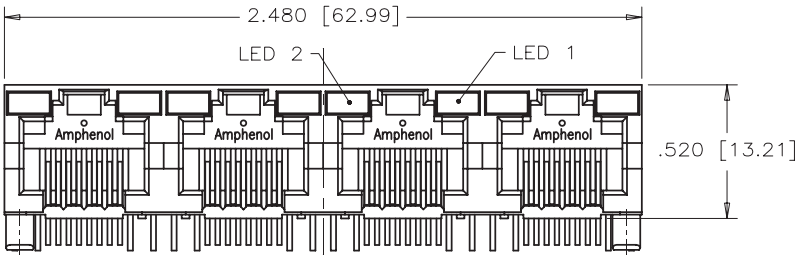
SIDE VIEW



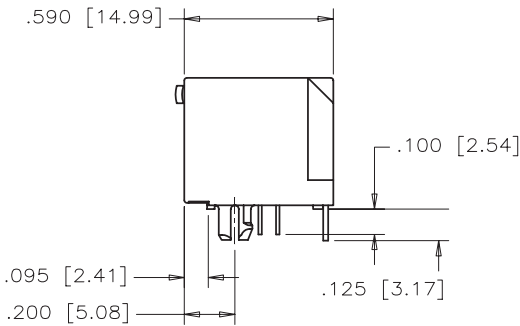
RECOMMENDED PCB LAYOUT

## Multi Port Non-Shielded

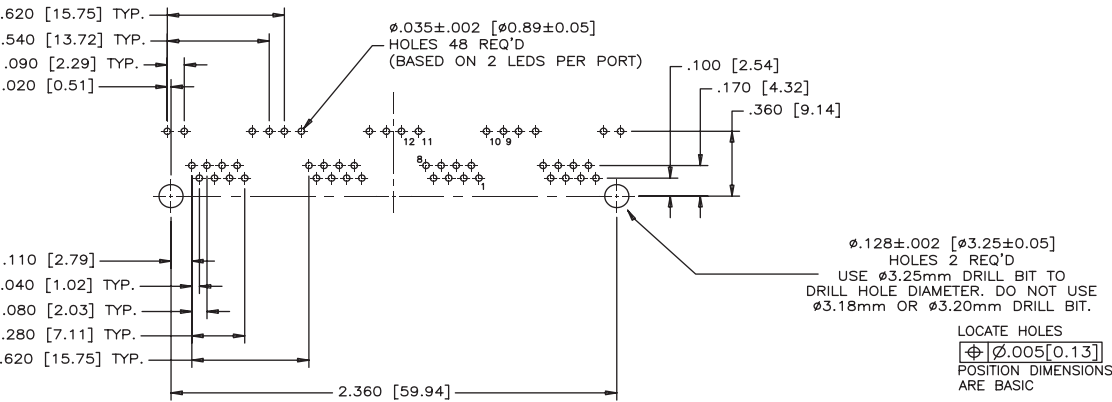
RJHSE-508X-04



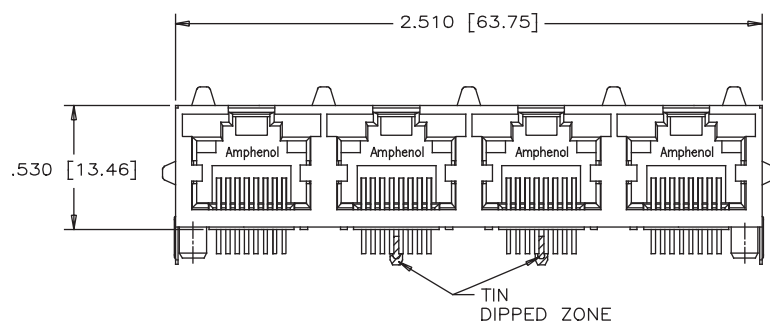
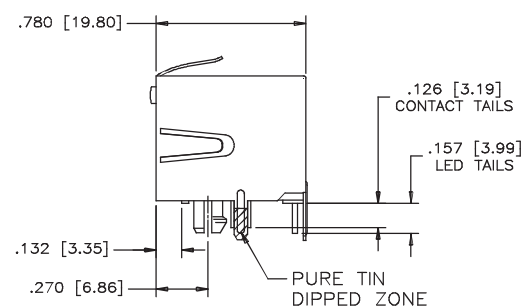
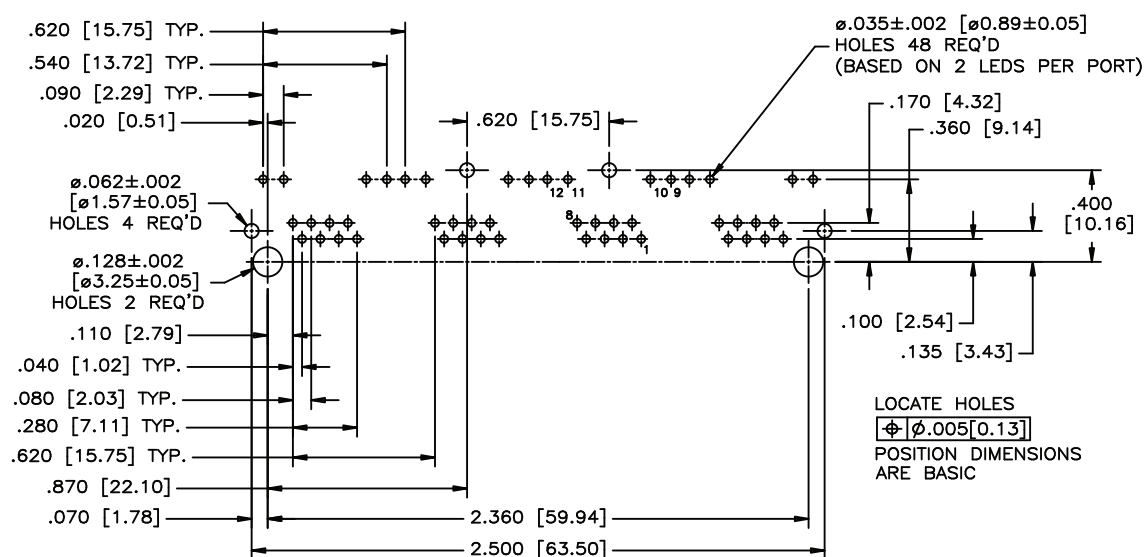
FRONT VIEW



SIDE VIEW




RECOMMENDED PCB LAYOUT

**Multi Port  
Shielded****RJHSE-538X-04****FRONT VIEW****SIDE VIEW****RECOMMENDED PCB LAYOUT****Notes**

## Surface Mount with Light Pipes

The RJSSE series represents an expansion of Amphenol Canada’s current RJHSE series connector. The RJSSE offers all the benefits of the RJHSE series in SMT with light pipes. Shielded and non-shielded versions are available with or without light pipes.



## Specifications

### Material

- Insulator:** High temp. engineering thermoplastic; Complies with UL 94V-0; Black
- Contacts:** Phosphor bronze hard temper with gold thickness options over 50µ" min. nickel on contact mating area; 100µ" min. matte tin plating on soldering tail
- Shield:** Copper alloy; nickel or matte tin plating
- LED:** Optical grade polycarbonate; UL 94V-0

### Electrical

- Contact Resistance:** 20 mΩ max.
- Insulation Resistance:** 500 MΩ min. at 500V DC for 2 minutes max.
- Current Rating:** 1.5 Amps
- Voltage Rating:** 125 Volts AC
- DWV:** 1500 VAC, 60 Hz., 1 minute

### Mechanical

- Insertion Force:** 5 lbs. max.
- Pull Retention Force:** 20 lbs. min.
- Durability:** 750 mating & unmating cycles
- Recommended Soldering Temperature:** IR Reflow peaked at 260°C for 5 to 8 seconds (Light Pipes to be installed after soldering)
- Operating Temperature:** -55°C to + 85°C
- UL File #:** E135615

## Ordering Information

RJSSE

-

X

X

X

X

-XX

X

Version

5 - 8 Position, 20µ" gold plating

7 - 6 Position, 20µ" gold plating

Shield Options

0 - No shield with hold -own bracket

3 - Shield with top tabs

5 - Shield with flattened bottom tab

F - Shield without tabs and boardlock

N - No shield, no hold down bracket

S - Shield with straight PCB

Number of Contacts

4 - 4 Contacts

6 - 6 Contacts

8 - 8 Contacts

Packaging

Blank - Tray

T - Tape & Reel

Number of Ports

Blank (Tray), 01 (T&R) - 1 Port

02 - 2 Ports

04 - 4 Ports

Light Pipe Options

0 - Blocked

1 - With light pipe

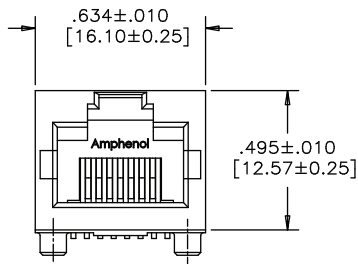
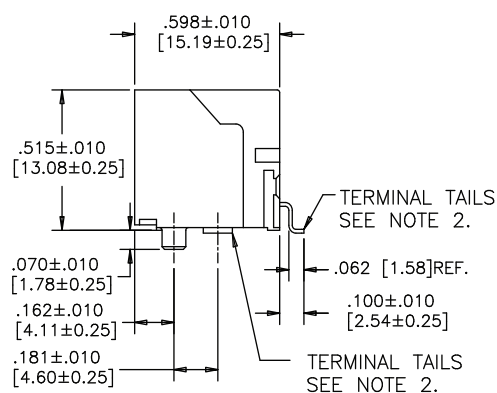
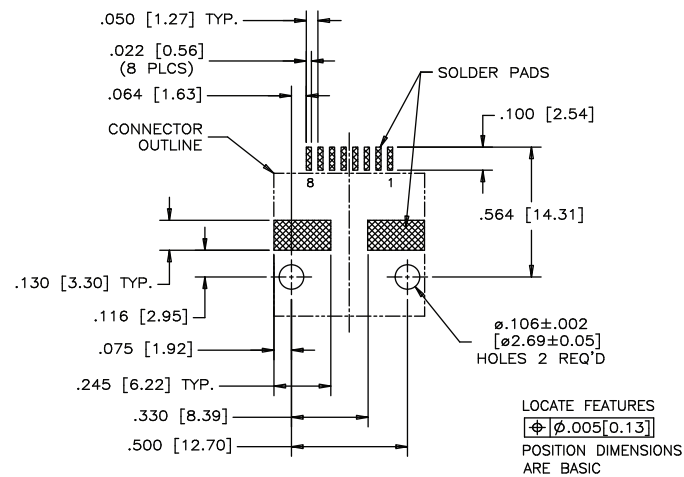
2 - Without light pipe, not blocked

The light pipes are available to be purchased on their own.  
Part number: RJSSE-2485-01

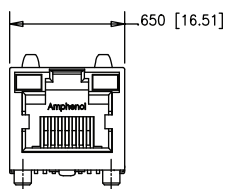
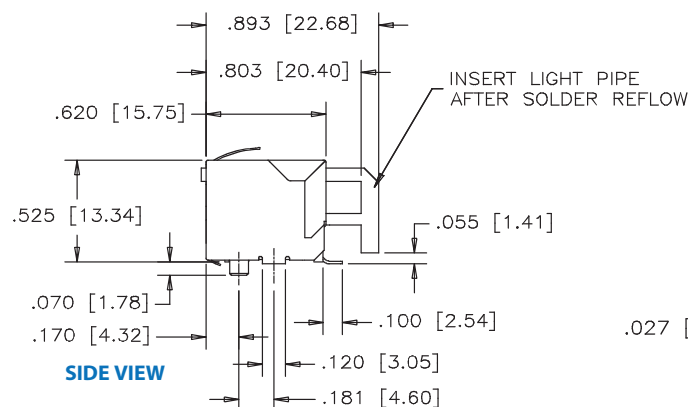
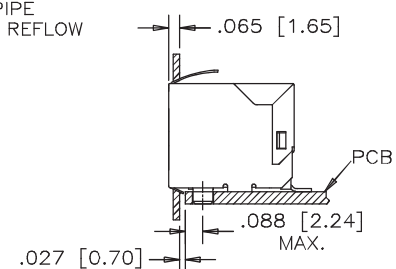
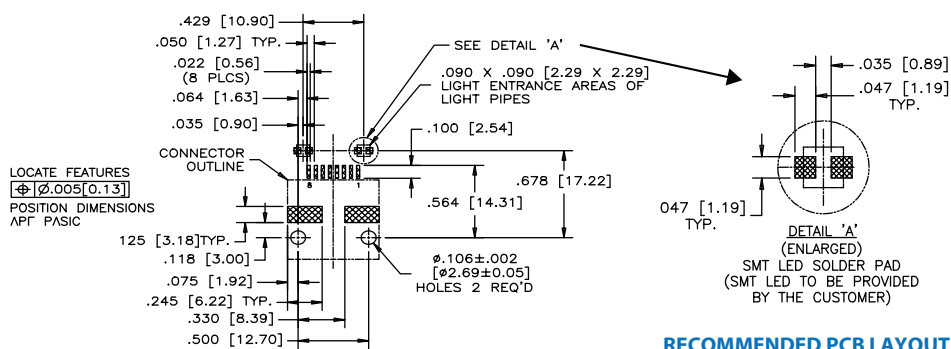
Didn't find what you were looking for?  
Please contact [sales@amphenolcanada.com](mailto:sales@amphenolcanada.com) and let us know what you need.



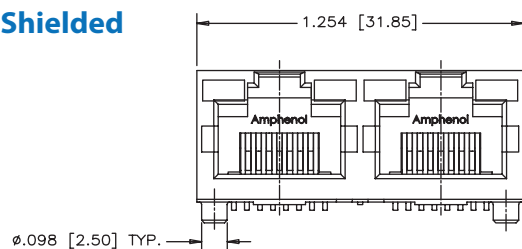
## Single Port Non-Shielded

**RJSSE-5080****FRONT VIEW****SIDE VIEW****RECOMMENDED PCB LAYOUT**

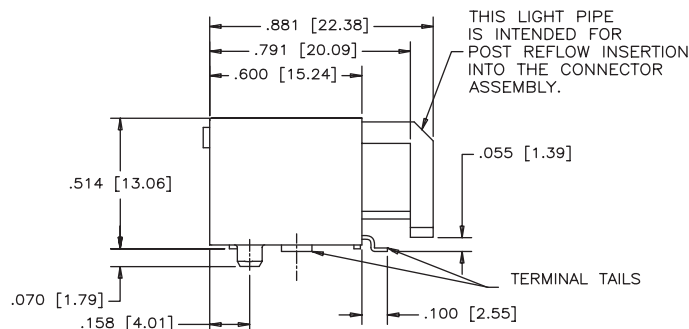
## Standard Shield - With Top & Side Ground Tabs

**RJSSE-5381****FRONT VIEW****SIDE VIEW****FOR REFERENCE****RECOMMENDED PCB LAYOUT**

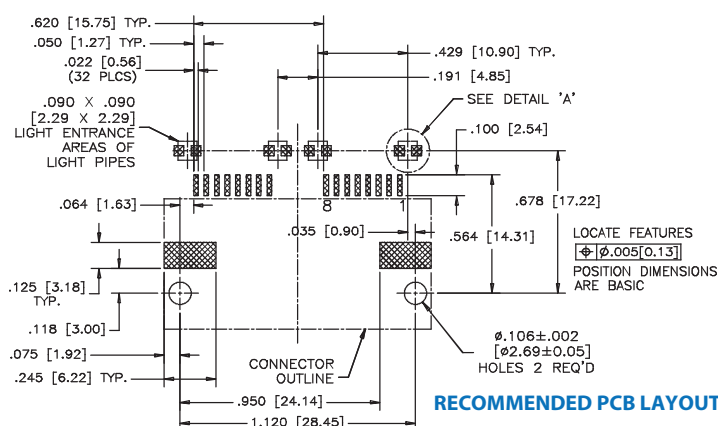
## Multi Port Non-Shielded



FRONT VIEW

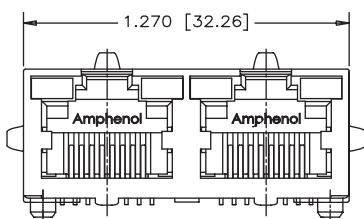


SIDE VIEW

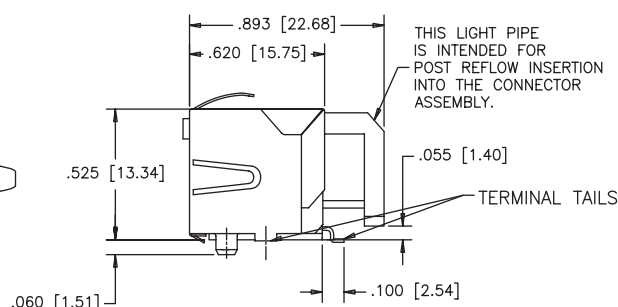
**RJSSSE-5081-02**


RECOMMENDED PCB LAYOUT

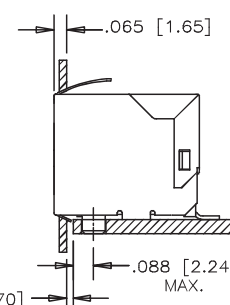
## Multi Port Shielded



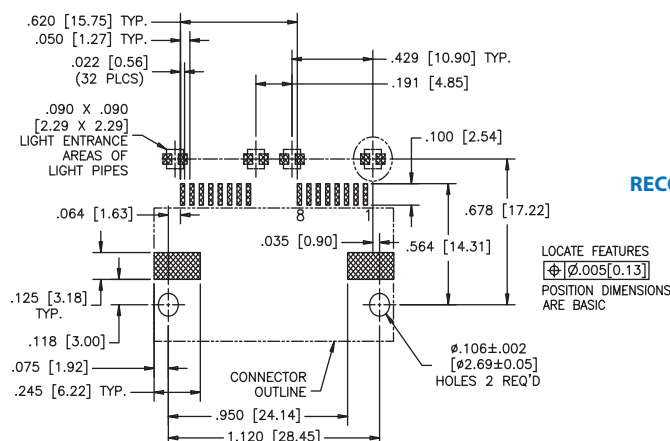
FRONT VIEW



SIDE VIEW



FOR REFERENCE



RECOMMENDED PCB LAYOUT

## 1, 2, and 4 Port with LEDs

The RJSBE series of modular jacks supports Ethernet Protocols. Shielding is available with or without a Ferrite Filter filter for increased EMI performance and LEDs for link activity and network speed verification.



## Specifications

### Material

<b>Insulator:</b>	High temp. engineering thermoplastic; Complies with UL 94V-0; Black color
<b>Contacts:</b>	Phosphor bronze hard temper with gold thickness options (6μ", 15μ", 30μ", 50μ") over 50μ" min. nickel on contact mating area; 100μ" min. matte tin plating on soldering tails

<b>Shield:</b>	Copper alloy; nickel plated with tin dipped tails
<b>LED:</b>	Tin plating on LED tails

### Electrical

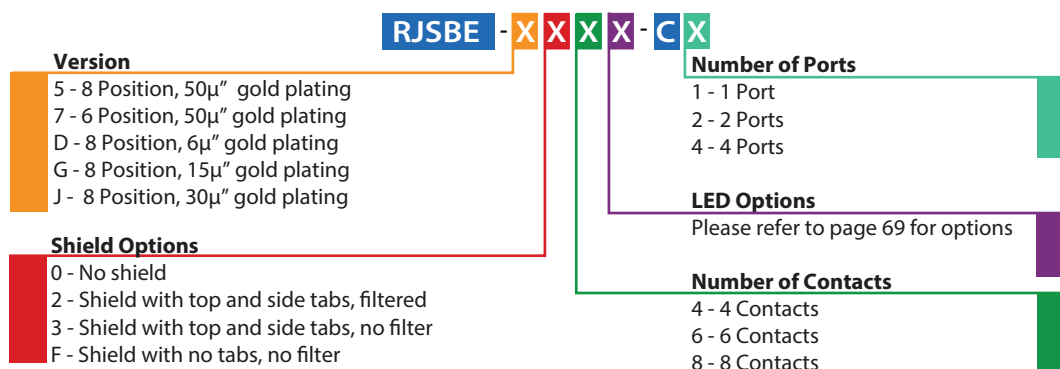
<b>Contact Resistance:</b>	20 mΩ max.
<b>Insulation Resistance:</b>	500 MΩ min. at 500V DC for 2 minutes max.
<b>Current Rating:</b>	1.5 Amps
<b>Voltage Rating:</b>	125 Volts AC
<b>DWV:</b>	1000 VAC, 60 Hz. 1 minute
<b>LED Forward DC Current:</b>	20mA typical
<b>LED Forward Voltage:</b>	1.9 Volts max. at 2mA (for single colors) 2.6 Volts max. at 2mA (for bicolors)

<b>LED Reverse Voltage:</b>	5 Volts min.
<b>LED Light Intensity:</b>	0.4 -1.5 mCd min. at 2mA (for single colors) 0.5 mCd min. at 2mA (for bicolors)
<b>LED Wave Length:</b>	Yellow: 587 ± 7 nm measured at 20mA Green: 565 ± 6 nm measured at 20mA Red: 625 ± 5 nm measured at 20mA

### Mechanical

<b>Insertion Force:</b>	5 lbs. max.
<b>Pull Retention Force:</b>	20 lbs. min.
<b>Durability:</b>	750 mating & unmating cycles
<b>Recommended Soldering Temperature:</b>	Wave soldering peaked at 260°C for 5 seconds max. Connectors without LEDs are suitable for IR Reflow
<b>Operating Temperature:</b>	-55°C to + 85°C
<b>UL File #:</b>	E135615
<b>CSA File #:</b>	LR685398

## Ordering Information

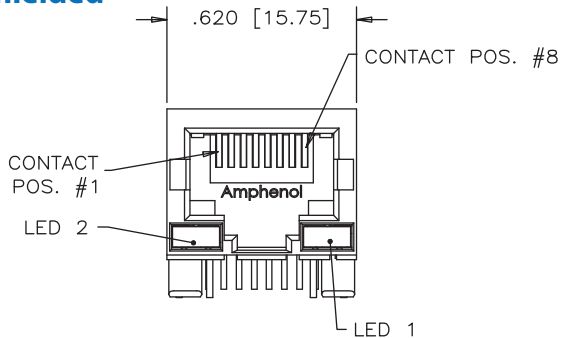


Didn't find what you were looking for?

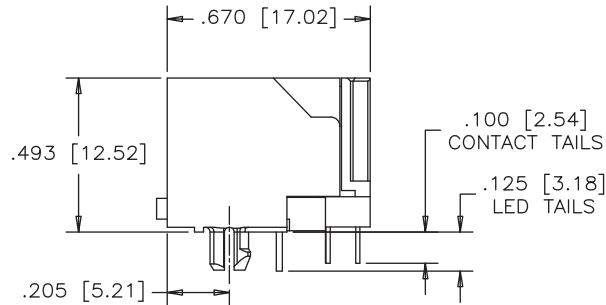
Please contact [sales@amphenolcanada.com](mailto:sales@amphenolcanada.com) and let us know what you need.

## Single Port Non-Shielded

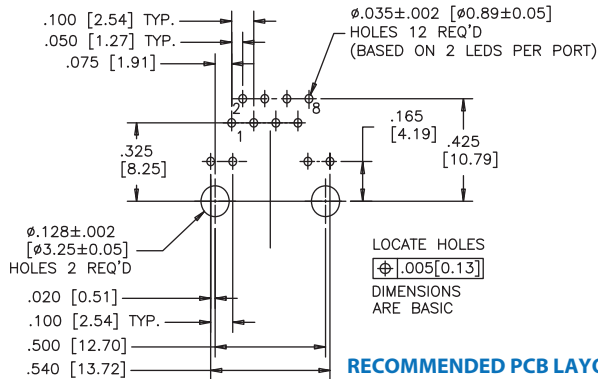
RJSBE-508X-C1



FRONT VIEW



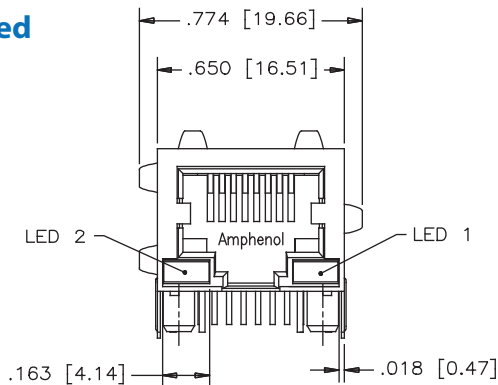
SIDE VIEW



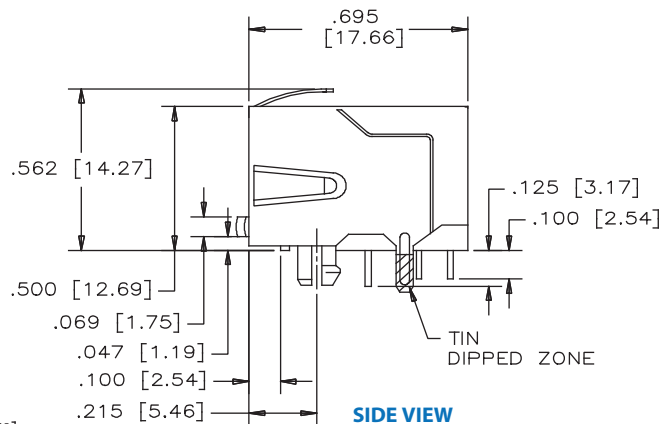
RECOMMENDED PCB LAYOUT

## Shielded

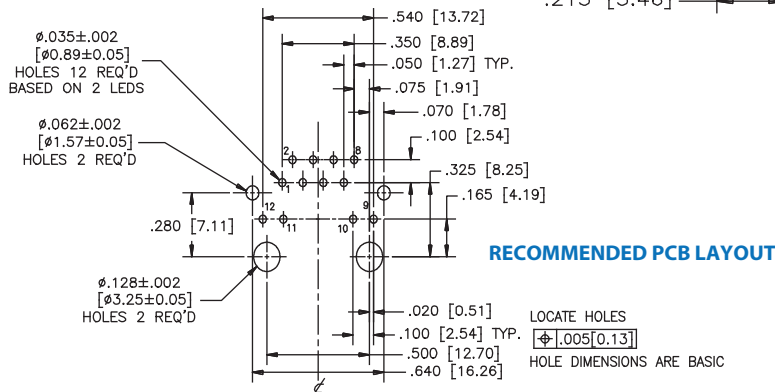
RJSBE-538X-C1



FRONT VIEW

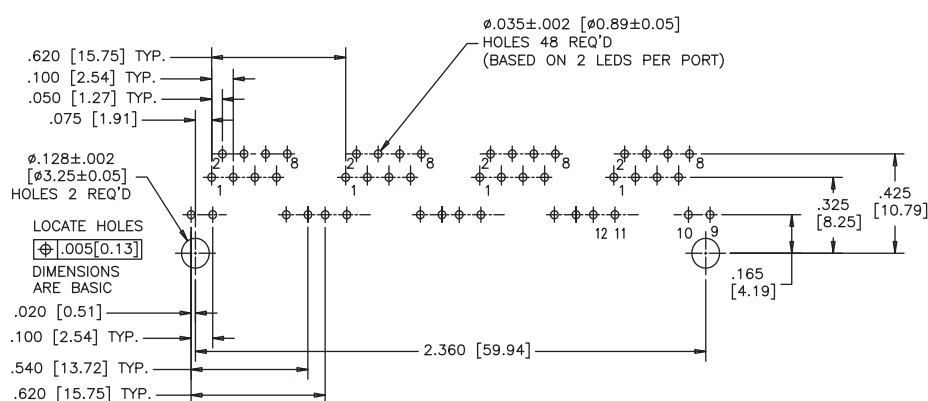
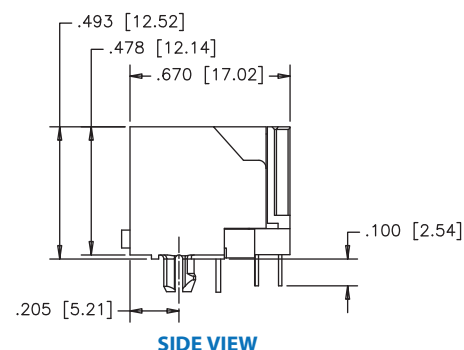
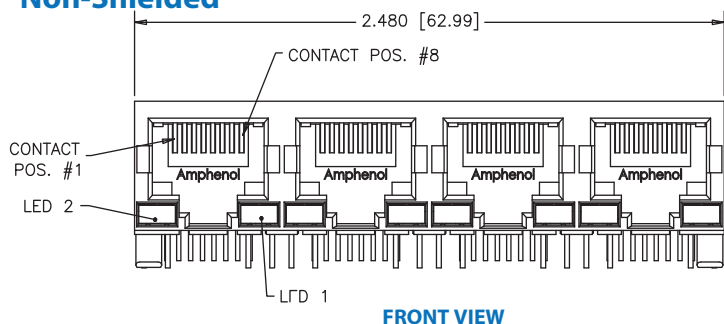
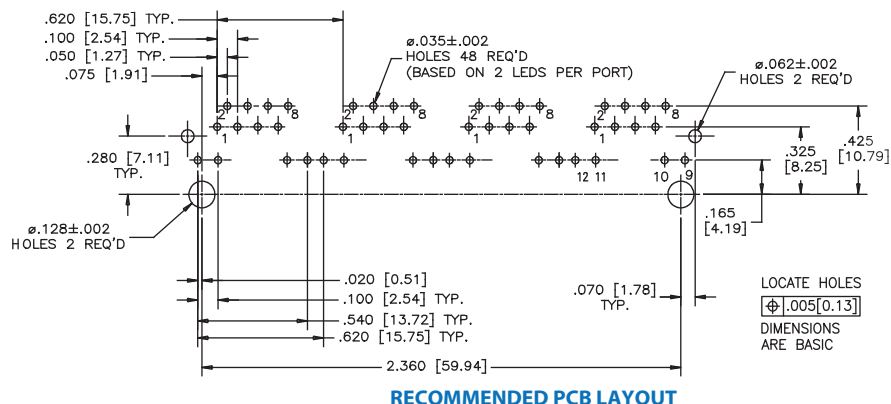
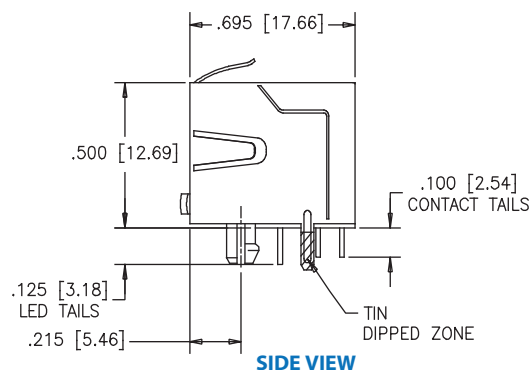
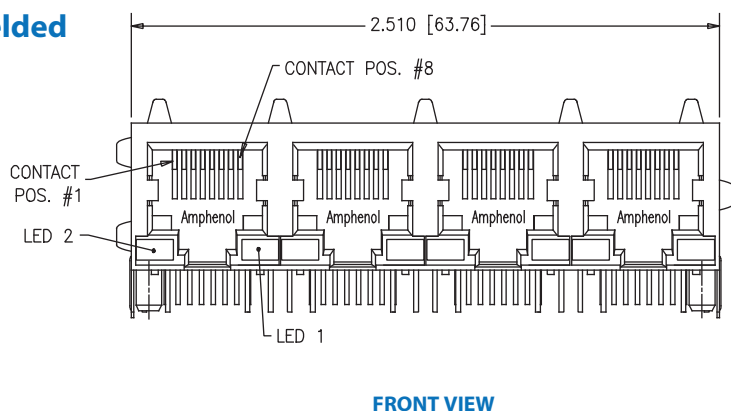


SIDE VIEW



RECOMMENDED PCB LAYOUT




**Multi Port  
Non-Shielded****RJSBE-508X-C4****Multi Port  
Shielded****RJSBE-538X-C4**

# FRJAE

FILTERED AND SHIELDED

## Filtered and Shielded

The FRJAE series of shielded and filtered modular jacks offer low cost and effective EMC control within standard RJ11 & RJ45 connector footprints. EMC control is offered by a completely shielded connector and/or with the use of a high resistivity, high impedance Ferrite Block. No board layout changes are required for its use. Simply replace the standard non-filtered connector for superior EMC performance.



## Specifications

### Material

<b>Insulator:</b>	High temp. engineering thermoplastic; Complies with UL 94V-0; Black
<b>Contacts:</b>	Phosphor bronze hard temper with gold thickness options (6µ", 15µ", 30µ", 50µ") over 50µ" min. nickel on contact mating area; 100µ" min. matte tin plating on soldering tail
<b>Shield:</b>	Copper alloy; nickel plated with tin dipped tail
<b>Filter:</b>	High impedance, high resistivity Ferrite Block

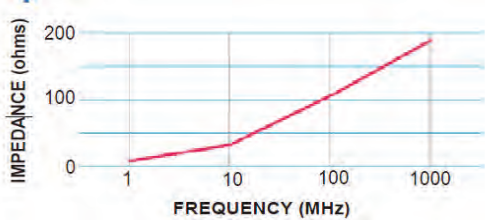
### Mechanical

<b>Insertion Force:</b>	5 lbs. max.
<b>Pull Retention Force:</b>	20 lbs. min.
<b>Durability:</b>	750 mating & unmating cycles
<b>Recommended Soldering Temperature:</b>	IR Reflow peaked at 260°C for 5 seconds. Suitable for IR Reflow
<b>Operating Temperature:</b>	-55°C to + 85°C
<b>UL File #:</b>	E135615
<b>CSA File #:</b>	LR68598

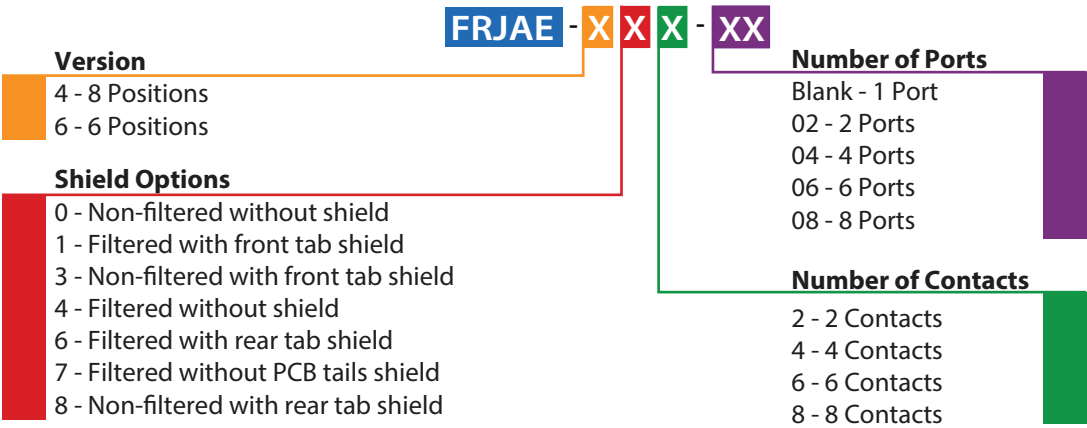
### Electrical

<b>Contact Resistance:</b>	20 mΩ max.
<b>Insulation Resistance:</b>	500 MΩ min. at 500V DC for 2 minutes max.
<b>Current Rating:</b>	1.5 Amps
<b>Voltage Rating:</b>	125 Volts AC
<b>DWV:</b>	1000 VAC, 60 Hz. 1 minute

### Impedance Characteristics



## Ordering Information



Didn't find what you were looking for?  
Please contact [sales@amphenolcanada.com](mailto:sales@amphenolcanada.com) and let us know what you need.

## FRJAE-A408



## FRJAE-438



## FRJAE-4X8-0X



Number of Ports	A	C
2	1.200 [30.48]	1.000 [25.40]
4	2.300 [58.42]	2.100 [53.34]
6	3.400 [86.36]	3.200 [81.28]
8	4.500 [114.30]	4.300 [109.22]

## FRJAE-418-0X



Number of ports	B	C
2	1.230 [31.24]	1.000 [25.40]
4	2.330 [59.18]	2.100 [53.34]
6	3.430 [87.12]	3.200 [81.28]
8	4.530 [115.06]	4.300 [109.22]

## Notes



## RJ45 Surface Mount with LEDs

The RJCSE is a right angle surface mount connector. Shielding is available for increased EMI performance as well as built-in LEDs for link activity and network verification. This product is ideal for LAN applications such as adapter cards and routers.



## Specifications

### Material

<b>Insulator:</b>	High temp. engineering thermoplastic; Complies with UL 94V-0; Black
<b>Contacts:</b>	Phosphor bronze hard temper with gold thickness options (15μ", 50μ") Over 50μ" min. nickel on contact mating area; Gold flash over nickel on soldering tail
<b>Shield:</b>	Copper alloy with nickel plating
<b>LED:</b>	Tin plating on LED tails, Epoxy lens

### Electrical

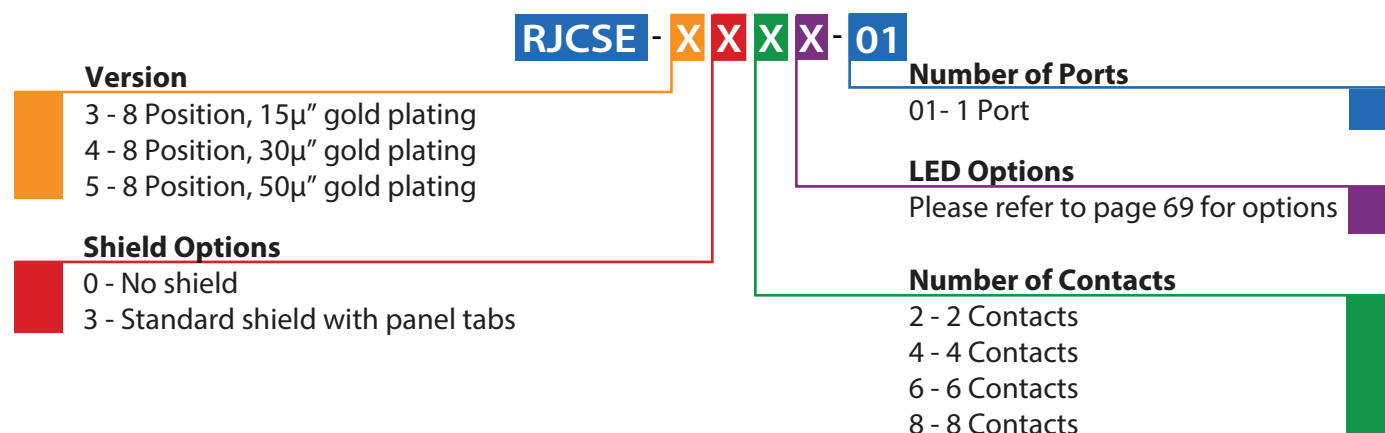
<b>Contact Resistance:</b>	20 mΩ max.
<b>Insulation Resistance:</b>	500 MΩ min. at 500V DC for 2 minutes max.
<b>Current Rating:</b>	1.5 Amps
<b>Voltage Rating:</b>	125 Volts AC
<b>DWV:</b>	1000 VAC, 60 Hz. 1 minute
<b>LED Forward DC Current:</b>	20 mA typical
<b>LED Forward Voltage:</b>	1.9 Volts max. at 2mA (for single colors) 2.6 Volts max. at 2mA (for bicolors)

<b>LED Reverse Voltage:</b>	5 Volts min.
<b>LED Light Intensity:</b>	0.4 -1.5 mCd min. at 2mA (for single colors) 0.5 mCd min. at 2mA (for bicolors)
<b>LED Wave Length:</b>	Yellow: 587± 7 nm measured at 20mA Green: 565 ± 6 nm measured at 20mA Red: 625 ± 5 nm measured at 20mA

### Mechanical

<b>Insertion Force:</b>	5 lbs. max.
<b>Pull Retention Force:</b>	20 lbs. min.
<b>Durability:</b>	750 mating & unmating cycles (for 50μ" gold plating options)
<b>Recommended Soldering Temperature:</b>	Connectors suitable for IR Reflow at 245°C for 10 seconds max.
<b>Operating Temperature:</b>	-55°C to + 85°C
<b>UL File #:</b>	E135615
<b>CSA File #:</b>	LR685398

## Ordering Information

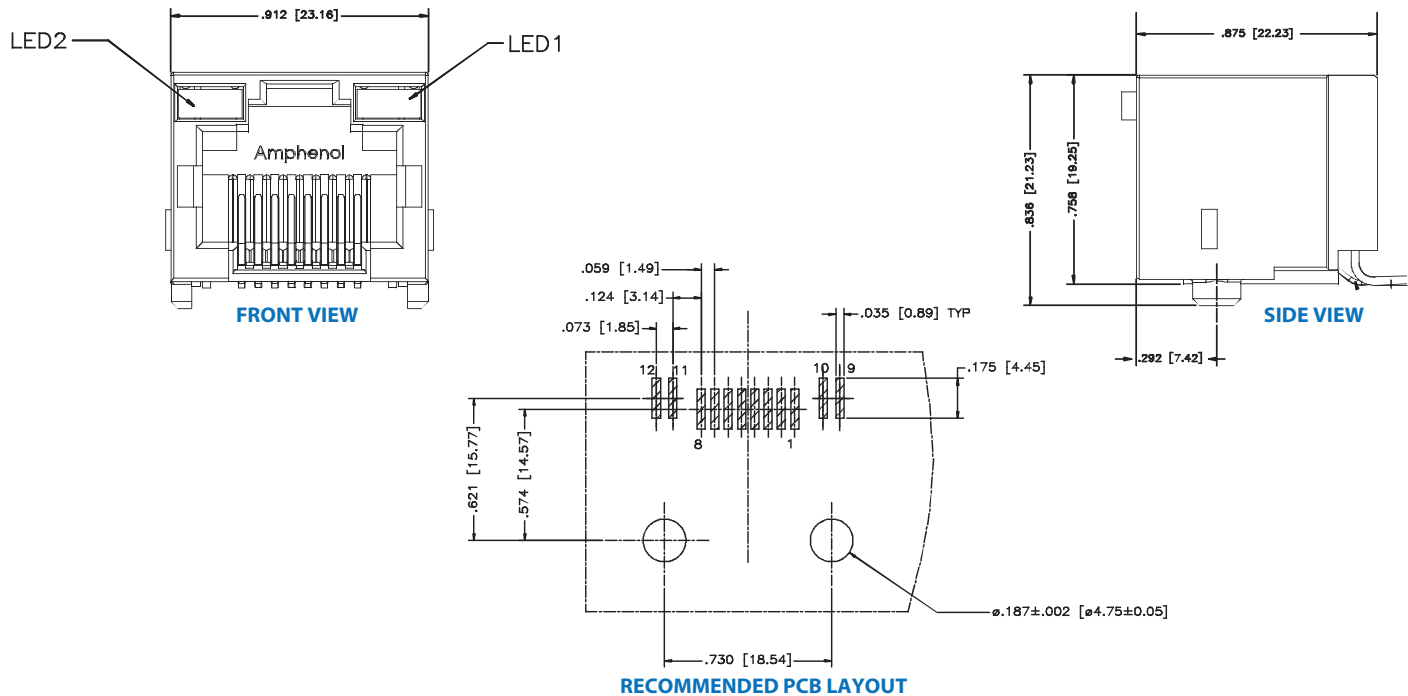


Didn't find what you were looking for?

Please contact [sales@amphenolcanada.com](mailto:sales@amphenolcanada.com) and let us know what you need.

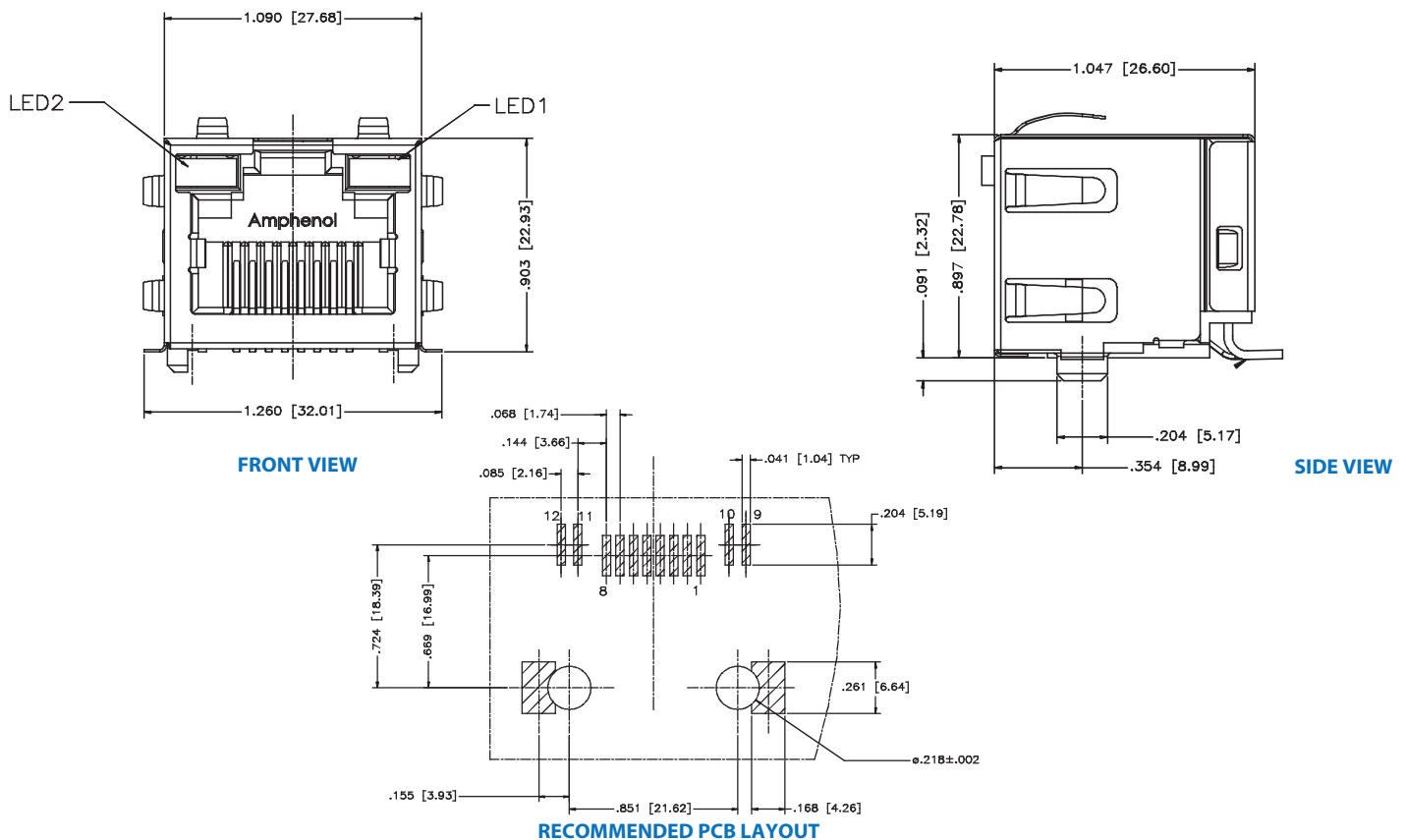
## Single Port Non-Shielded

RJCSE-508X-01




## Shielded

RJCSE-538X-01



## Surface Mount Ultra Low Profile

The RJLSE series contains surface mount modular jacks with superior EMI performance that supports Ethernet Protocols. This low profile connector is built to meet your high volume RJ requirements. This series is a true pick and place compatible SMT connector and is available with different shielding, contacts, gold plating thickness, and color options. This connector is built with high temperature engineering thermoplastic and suitable for the IR Reflow solder process.



## Specifications

### Material

<b>Insulator:</b>	High temp. engineering thermoplastic; Complies with UL 94V-0; Black, Yellow, Red
<b>Contacts:</b>	Phosphor bronze hard temper with gold thickness options over 50µ" min. nickel on contact mating area; Gold flash over palladium nickel also available; 100µ" min. matte tin plating on soldering tails
<b>Shield:</b>	Copper alloy; nickel or matte tin plated Maximum gap between all terminal tails is 0.004"

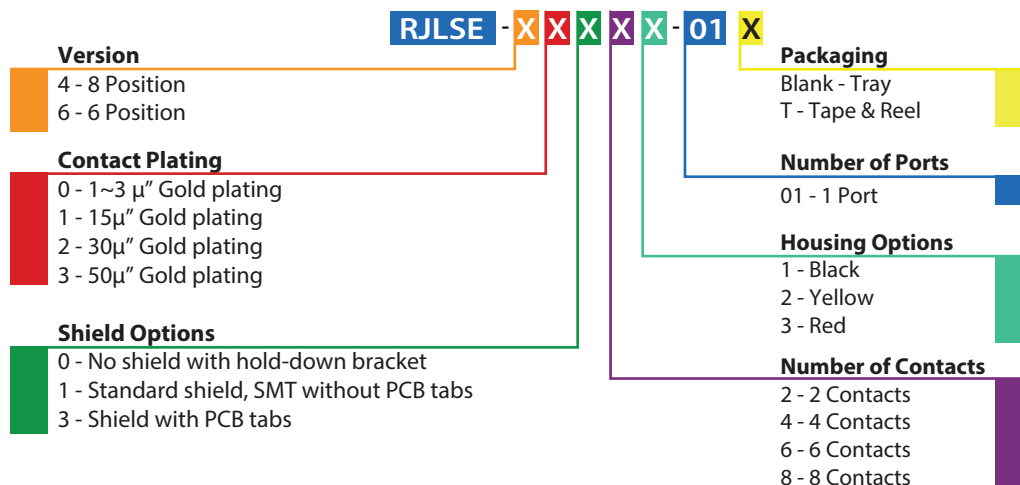
### Mechanical

<b>Insertion Force:</b>	5 lbs. max.
<b>Pull Retention Force:</b>	20 lbs. min.
<b>Durability:</b>	750 mating & unmating cycles
<b>Recommended Soldering Temperature:</b>	Lead free reflow soldering up to 260°C for 10 seconds. Three passes permitted
<b>Operating Temperature:</b>	-55°C to +85°C
<b>UL File #:</b>	E135615
<b>CSA File #:</b>	LR685398

### Electrical

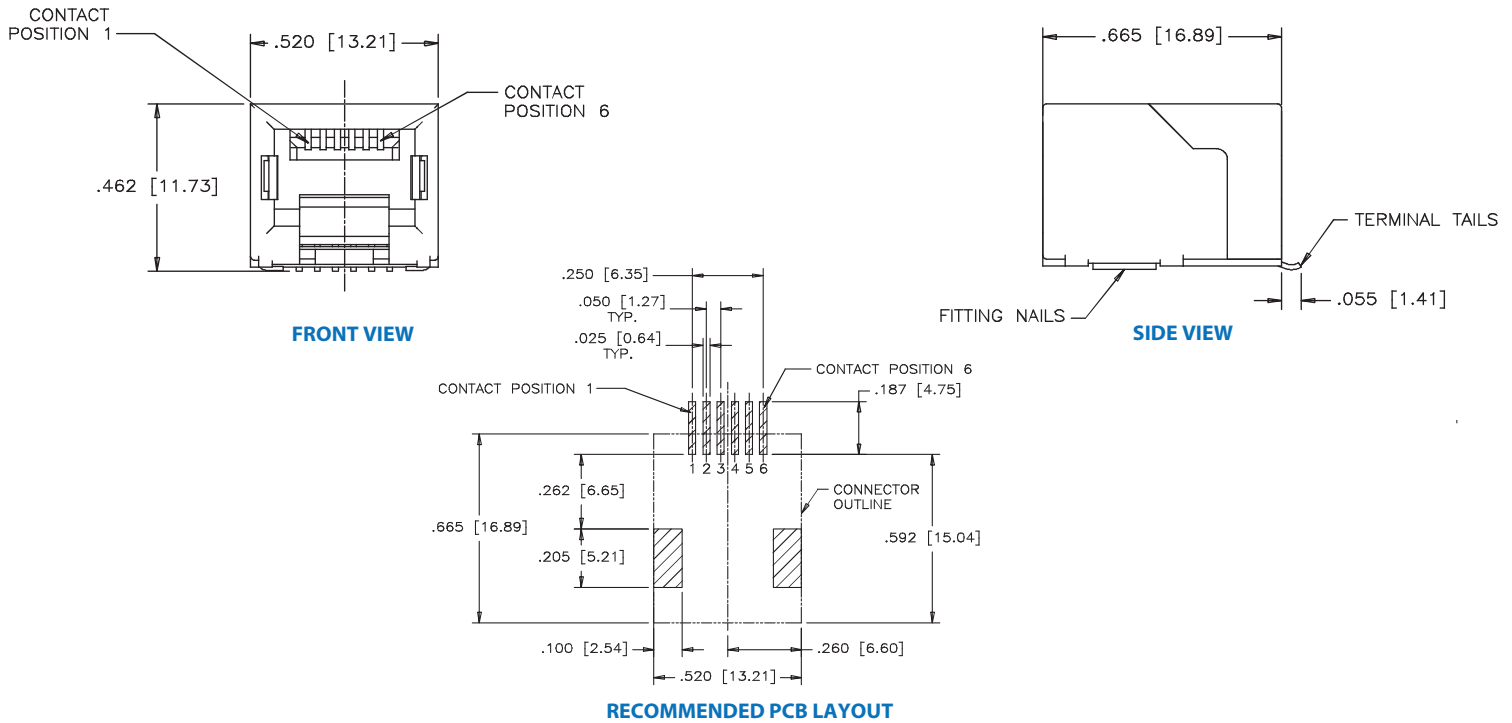
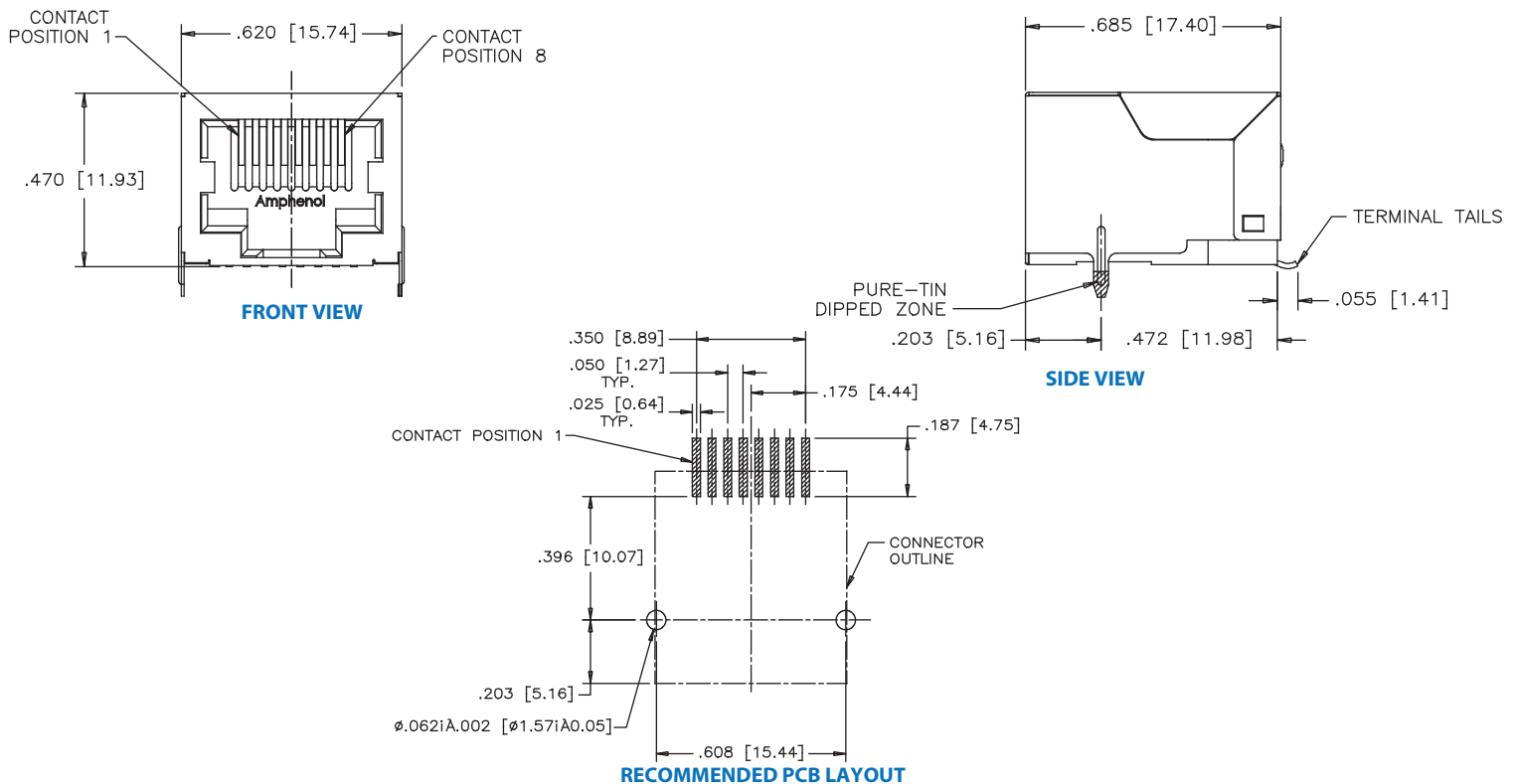
<b>Contact Resistance:</b>	20 mΩ max.
<b>Insulation Resistance:</b>	500 MΩ min. at 500V DC for 2 minutes max.
<b>Current Rating:</b>	1.5 Amps
<b>Voltage Rating:</b>	125 Volts AC
<b>DWV:</b>	1000 VAC, 60Hz. 1 minute

## Ordering Information



Didn't find what you were looking for?


Please contact [sales@amphenolcanada.com](mailto:sales@amphenolcanada.com) and let us know what you need.

**Single Port  
Non-Shielded****RJLSE-6X061-01****Shielded****RJLSE-4X381-01**



## RJ45 and RJ11 Standard Profile

This family of EMI quiet modular jack connectors with integrated LEDs features the same data transfer capabilities as our existing series of LED-integrated modular jacks. This product is an economical solution ideal for LAN applications and is intended for use with low temperature soldering processes. Shielded and non-shielded versions are available with a variety of LED options to choose from. RJESE is offered in both single and multi port configurations.



## Specifications

### Material

<b>Insulator:</b>	Engineering thermoplastic; Complies with UL 94V-0; Black
<b>Contacts:</b>	Phosphor bronze hard temper with gold thickness options (6μ", 15μ", 30μ", 50μ") over 50μ" min. nickel on contact mating area; 100μ" min. matte tin plating on soldering tail
<b>Shield:</b>	Stainless steel with tin dipped tails
<b>LED:</b>	Tin plating on LED tails

<b>LED Forward Voltage:</b>	1.9 Volts max. at 2mA (for single colors) 2.6 Vols max. at 2mA (for bicolors)
<b>LED Reverse Voltage:</b>	5 Volts min.
<b>LED Light Intensity:</b>	0.4 -1.5 mCd min. at 2mA for single colors 0.5 mCd min. at 2mA (for bicolors)
<b>LED Wave Length:</b>	Yellow: 587± 7 nm measured at 20mA Green: 565 ± 6 nm measured at 20mA Red: 625 ± 5 nm measured at 20mA

### Electrical

<b>Contact Resistance:</b>	20 mΩ max.
<b>Insulation Resistance:</b>	500 MΩ min. at 500V DC for 2 minutes max.
<b>Current Rating:</b>	1.5 Amps
<b>Voltage Rating:</b>	125 Volts AC
<b>DWV:</b>	1000 VAC, 60 Hz. 1 minute
<b>LED Forward DC Current:</b>	20 mA typical

### Mechanical

<b>Insertion Force:</b>	5 lbs. max.
<b>Pull Retention Force:</b>	20 lbs. min.
<b>Durability:</b>	750 mating & unmating cycles
<b>Recommended Soldering Temperature:</b>	260°C for 5 seconds max. Connectors without LEDs are suitable for IR Reflow
<b>Operating Temperature:</b>	-55°C to +85°C

## Ordering Information

RJ45		X	X	X	X	X	X	XX
<b>Version</b>							<b>Special Identifier</b>	
3 - Vertical mount, 8 positions, with panel stops							Blank - Standard black housing	
7 - Right angled, 6 Position							02 - Housing color: yellow #114C	
8 - Right angled, 8 Position							03 - Housing color: red	
<b>Shield Options</b>							<b>Number of Ports</b>	
0 - No shield							1 - 1 Port	
3 - Standard shield, 1 to 8 port (single port without side tabs)							2 - 2 Ports	
4 - Single port shield, top and side tabs							4 - 4 Ports	
<b>Number of Contacts</b>							<b>Contact Plating</b>	
4 - 4 Contacts							0 - 6μ" Gold plating	
6 - 6 Contacts							1 - 15μ" Gold plating	
8 - 8 Contacts							2 - 30μ" Gold plating	
<b>LED Options</b>							3 - 50μ" Gold plating	
Please refer to page 69 for options							F - ~3μ" Gold plating	

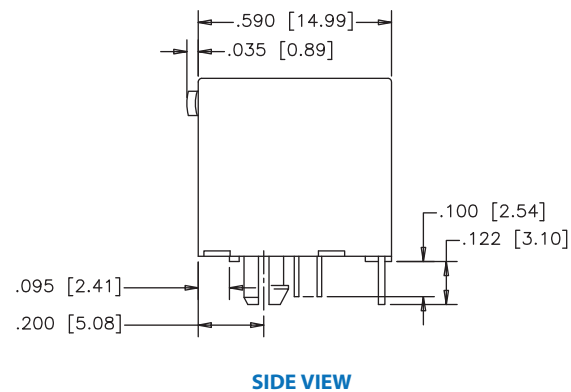
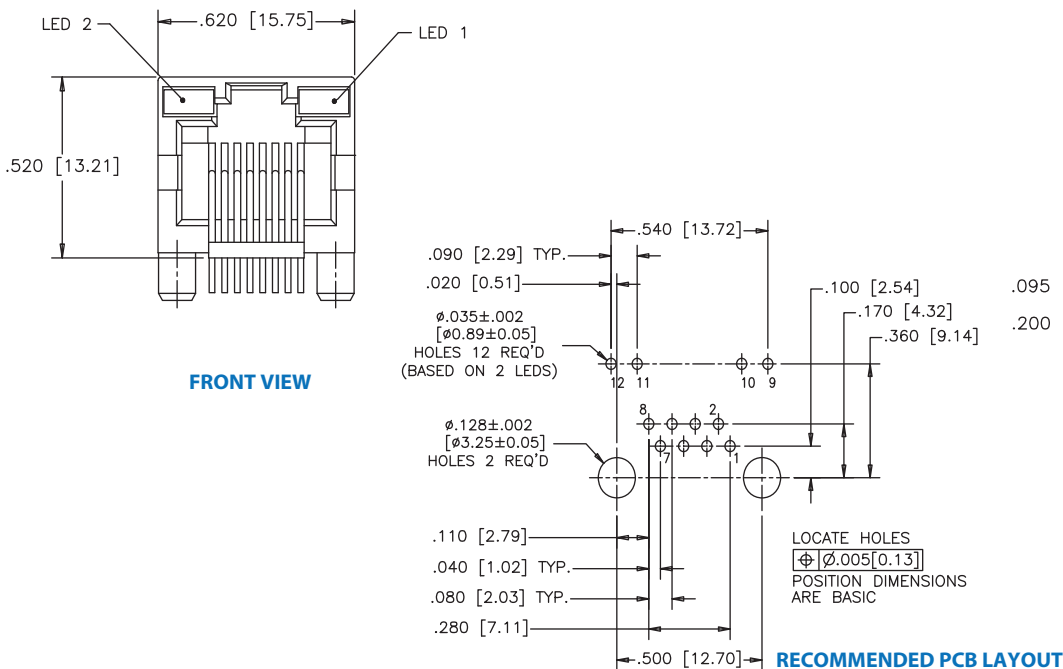
Didn't find what you were looking for?  
Please contact [sales@amphenolcanada.com](mailto:sales@amphenolcanada.com) and let us know what you need.

# RJESE

RJ45 AND RJ11 STANDARD PROFILE

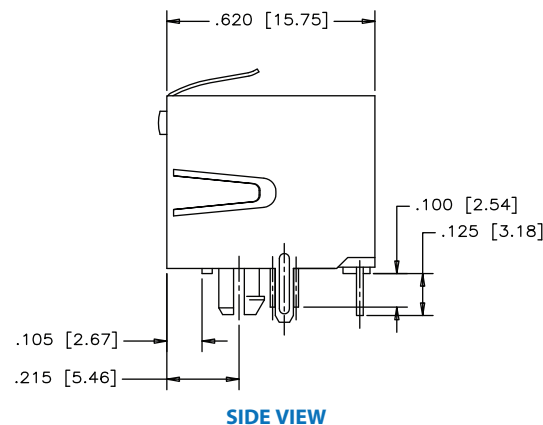
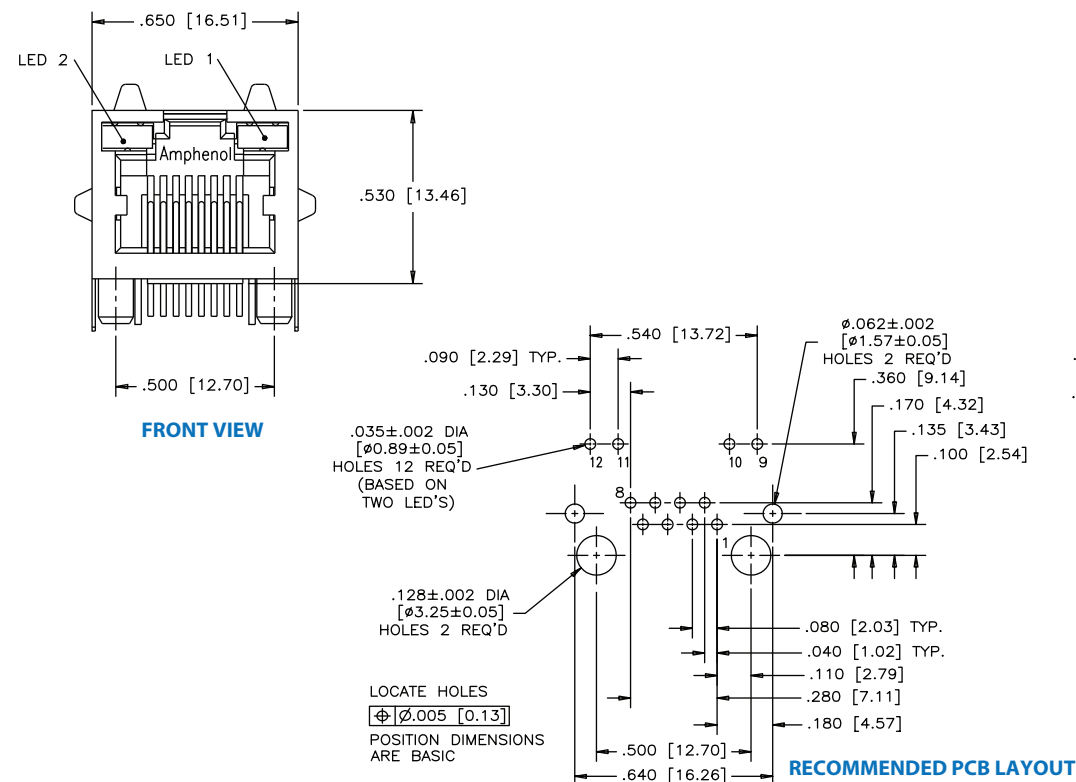
## Single Port Non-Shielded

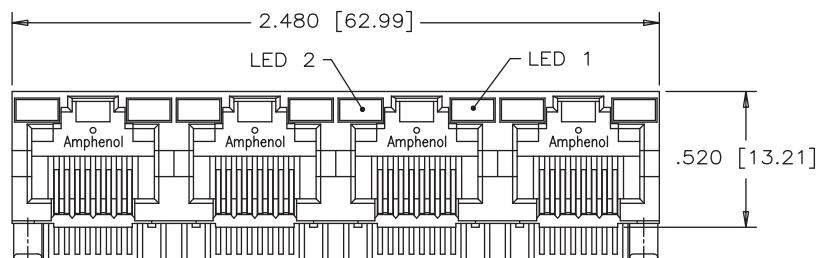
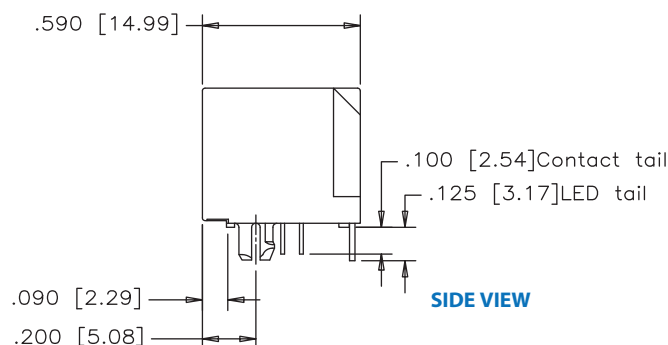
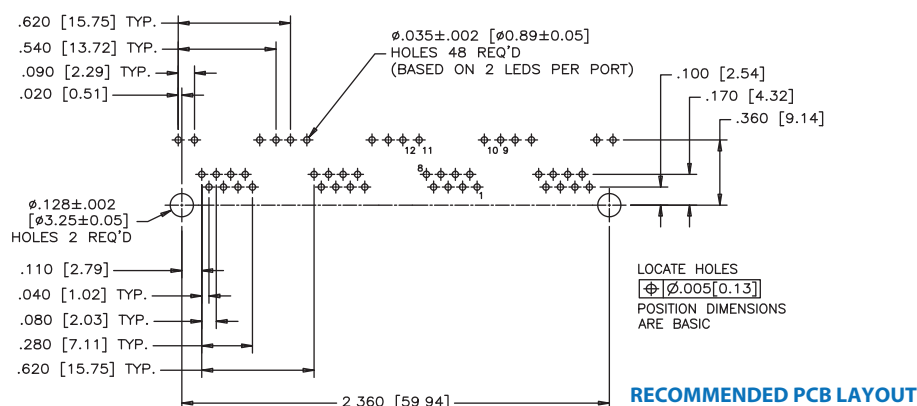
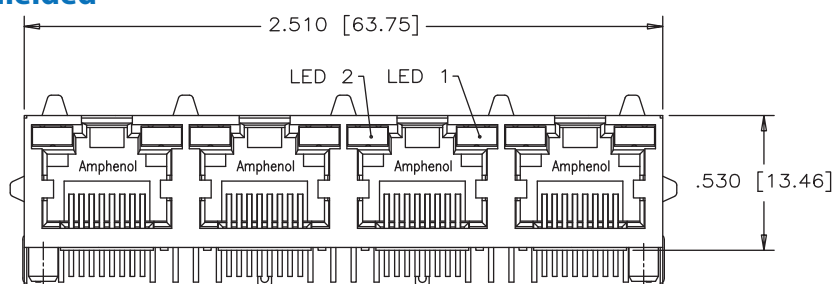
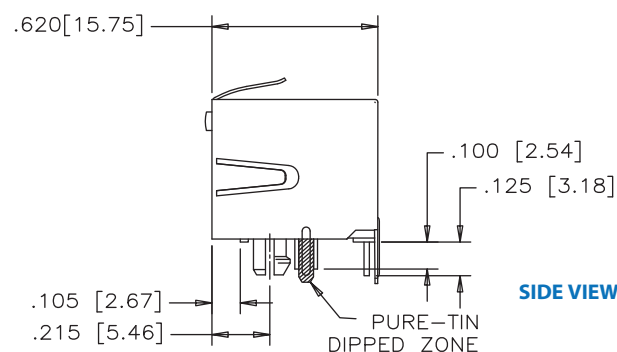
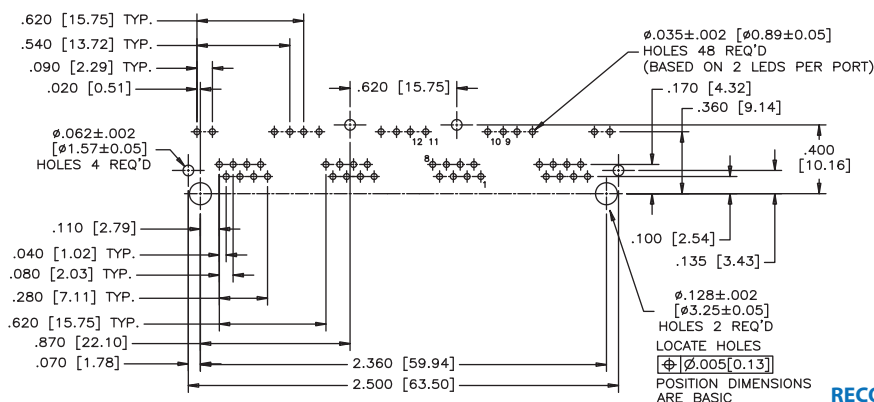
RJ45-808X-X1



## Shielded

RJ45-848X-X1



**Multi Port  
Non-Shielded****RJESE-808X-X4****FRONT VIEW****SIDE VIEW****RECOMMENDED PCB LAYOUT****Multi Port  
Shielded****RJESE-838X-X4****FRONT VIEW****SIDE VIEW****RECOMMENDED PCB LAYOUT**

# RJE01

RJ11 (SIX POSITION)

## RJ11 (Six Position)

The RJE01 series of 6-position jacks are designed for superior EMI performance. The inverted connector provides shorter leads, eliminating the EMI antenna effect of the standard connector footprint. Typical performance improvement over their standard connector counterparts is 5-10 dB over the frequency range.



## Specifications

### Material

<b>Insulator:</b>	High temp. engineering thermoplastic; Complies with UL 94V-0; Black
<b>Contacts:</b>	Phosphor bronze hard temper with gold thickness options (6μ", 15μ", 30μ", 50μ") over 50μ" min. nickel on contact mating area; 100μ" min. matte tin plating on soldering tail
<b>Shield:</b>	Stainless steel with tin dipped tails

### Mechanical

<b>Insertion Force:</b>	5 lbs. max.
<b>Pull Retention Force:</b>	20 lbs. min.
<b>Durability:</b>	750 mating & unmating cycles
<b>Recommended Soldering</b>	260°C for 5 seconds max.
<b>Operating Temperature:</b>	-55°C to + 85°C
<b>UL File #:</b>	E135615
<b>CSA File #:</b>	LR685398

### Electrical

<b>Contact Resistance:</b>	20 mΩ max.
<b>Insulation Resistance:</b>	500 MΩ min. at 500V DC for 2 minutes max.
<b>Current Rating:</b>	1.5 Amps
<b>Voltage Rating:</b>	125 Volts AC
<b>DWV:</b>	1000 VAC, 60 Hz. 1 minute

## Ordering Information

RJE01 - X X X - XX	
<b>Contact Plating</b> 1 - 6μ" Gold plating 6 - 50μ" Gold plating G - 15μ" Gold plating J - 30μ" Gold plating	<b>Number of Ports</b> 01 - 1 Port 02 - 2 Ports
<b>Number of Contacts</b> 2 - 2 Contacts 4 - 4 Contacts 6 - 6 Contacts	<b>Shield Options</b> 0 - No shield 1 - Front/rear tab captions for single port 2 - Shielded with side, and with PCB tails 4 - Shielded without tabs, and without PCB tails 5 - Shielded without tabs, but with shield PCB tails

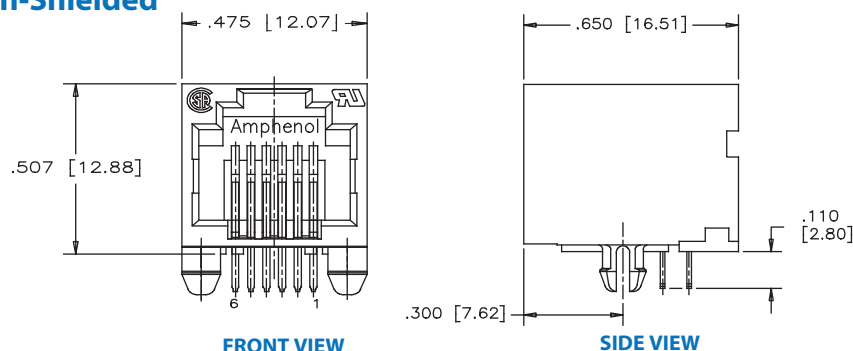
Didn't find what you were looking for?

Please contact [sales@amphenolcanada.com](mailto:sales@amphenolcanada.com) and let us know what you need.

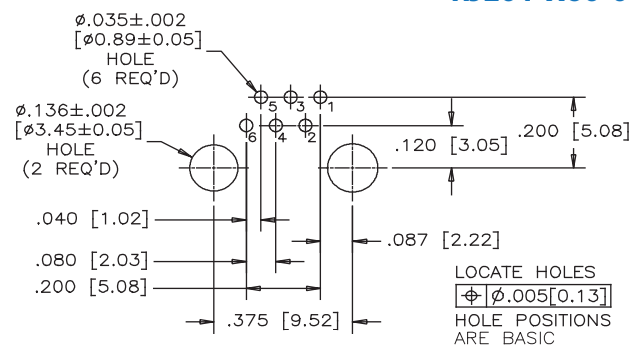
# RJE01

RJ11 (SIX POSITION)

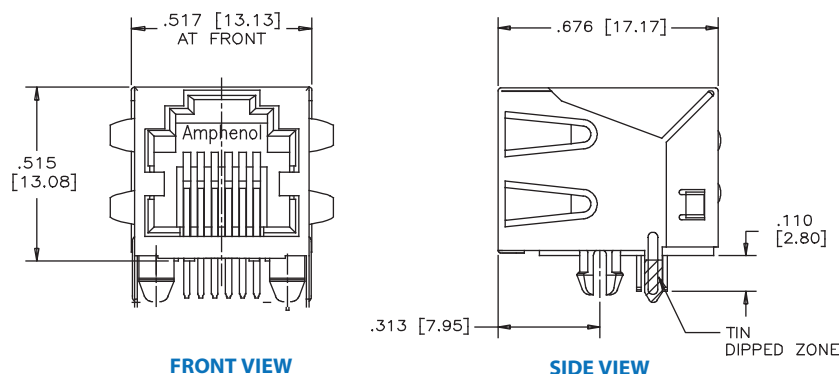
## Single Port Non-Shielded



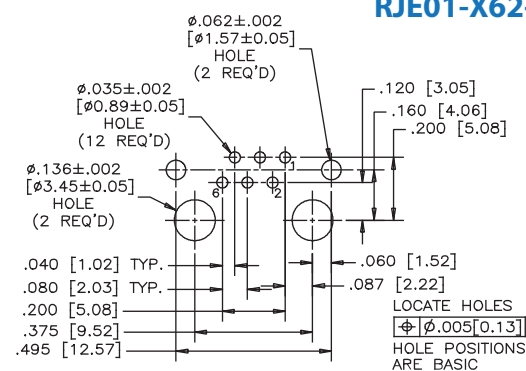
### RJE01-X60-01



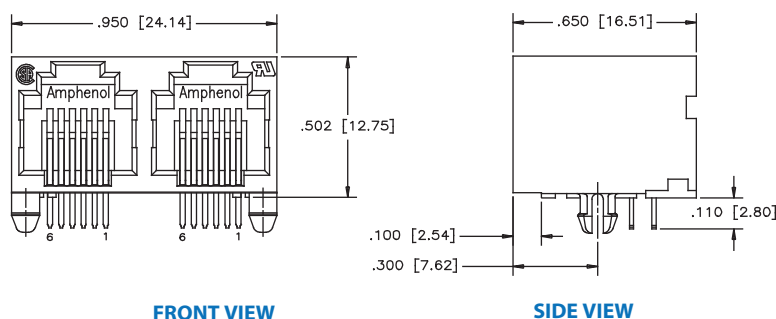
## Shielded



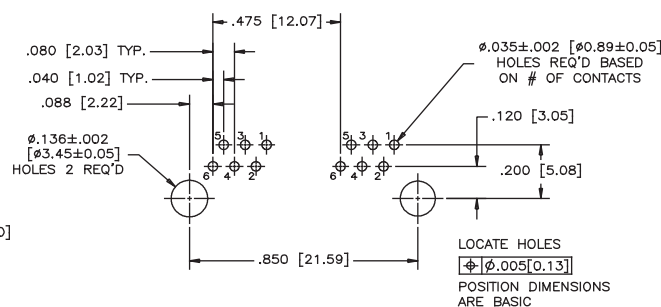
### RJE01-X62-01



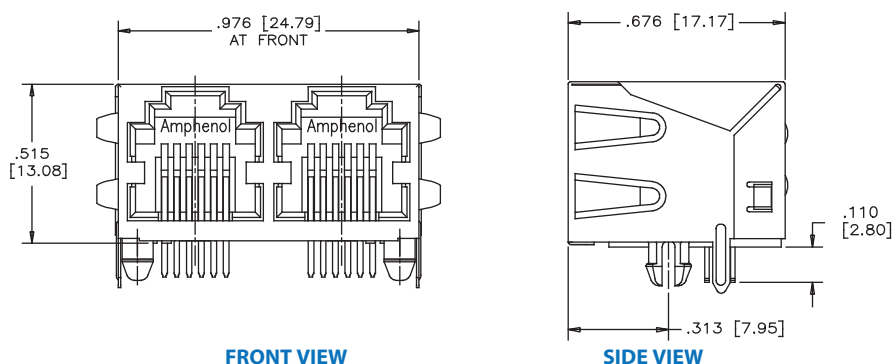
## Multi Port Non-Shielded



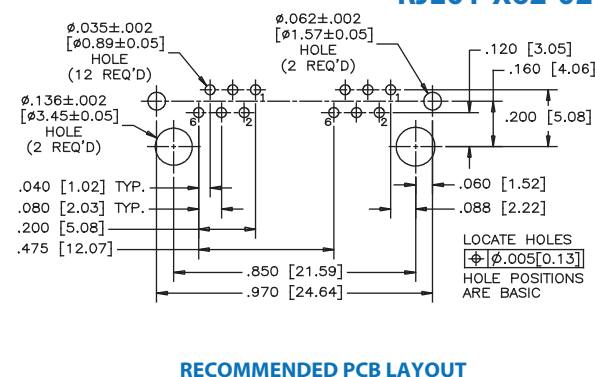
### RJE01-X60-02



## Shielded



### RJE01-X62-02






# RJE02

SINGLE PORT HIGH PROFILE

## Single Port, High Profile

RJE02 series is a group of products within a family of standard modular jacks designed to meet requirements for a variety of applications options within the RJE02 family include options with and without a panel stops, and RJ11 & RJ45 configurations.



## Specifications

### Material

**Insulator:** Engineering thermoplastic; Complies with UL 94V-0; Black

**Contacts:** Phosphor bronze hard temper with gold thickness options (6μ", 15μ", 30μ", 50μ") over 50μ" min. nickel on contact mating area; 100μ" min. matte tin plating on soldering tail

**Shield:** Copper alloy, nickel plated with tin dipped tail

### Electrical

**Contact Resistance:** 20 mΩ max.

**Insulation Resistance:** 500 MΩ min. at 500V DC for 2 mins max.

**Current Rating:** 1.5 Amps

**Voltage Rating:** 125 Volts AC

**DWV:** 1000 VAC, 60 Hz. 1 minute

### Mechanical

**Insertion Force:** 5 lbs. max.

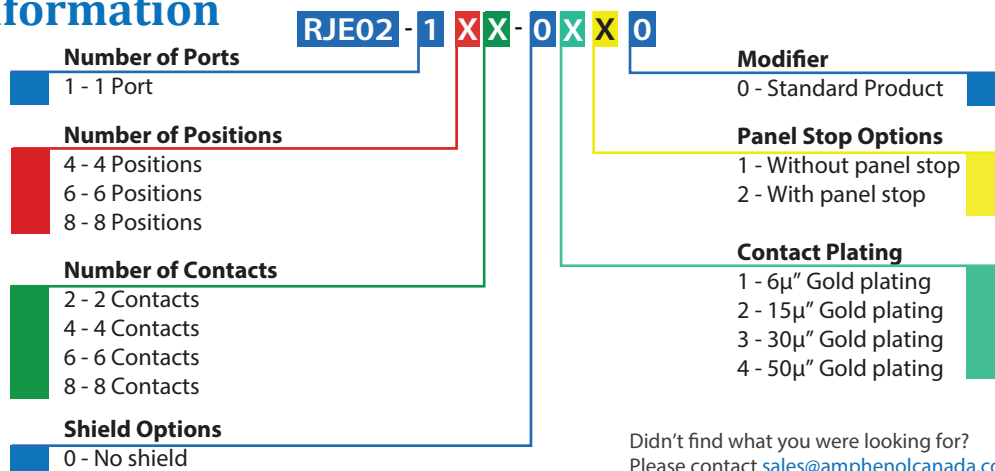
**Pull Retention Force:** 20 lbs. min.

**Durability:** 750 mating & unmating cycles

**Recommended Soldering Temperature:** 260°C for 5 seconds max. Connectors with high temp. material suitable for IR Reflow

**Operating Temperature:** -40°C to + 85°C

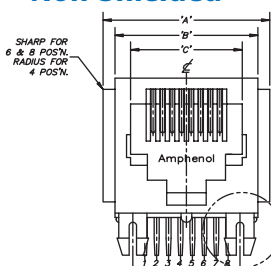
## Ordering Information



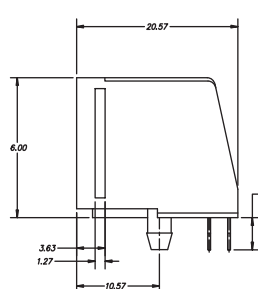
Didn't find what you were looking for?  
Please contact [sales@amphenolcanada.com](mailto:sales@amphenolcanada.com) and let us know what you need.

## Single Port Non-Shielded

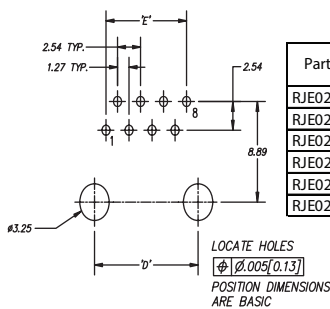
RJE02-1XX-0X20



FRONT VIEW



SIDE VIEW



RECOMMENDED PCB LAYOUT

Part Number	No. of Positions	No. of Contacts	Dimensions					Quantity per tray	Quantity per carton
			A	B	C	D	E		
RJE02-142-0X20	4	2	13.72	11.18	7.85	7.62	1.27	120	2160
RJE02-144-0X20	4	4	13.72	11.18	7.85	7.62	3.81	120	2160
RJE02-162-0X20	6	2	15.75	13.21	9.88	10.16	1.27	120	2160
RJE02-164-0X20	6	4	15.75	13.21	9.88	10.16	3.81	120	2160
RJE02-166-0X20	6	6	15.75	13.21	9.88	10.16	3.81	120	2160
RJE02-188-0X20	8	8	17.78	15.24	11.91	11.43	8.89	100	1800

# RJE03

SINGLE PORT LOW PROFILE

## Single Port, Low Profile

RE03 series is a group of products within a family of standard modular jacks designed to meet requirements for a variety of applications. Options within the RJE03 family include shielded and non-shielded, and RJ11 & RJ45 configurations.



## Specifications

### Material

<b>Insulator:</b>	Engineering thermoplastic; Complies with UL 94V-0; Black
<b>Contacts:</b>	Phosphor bronze hard temper with gold thickness options (6μ", 15μ", 30μ", 50μ") over 50μ" min. nickel on contact mating area; 100μ" min. matte tin plating on soldering tail
<b>Shield:</b>	Copper alloy; nickel plated with tin dipped tail

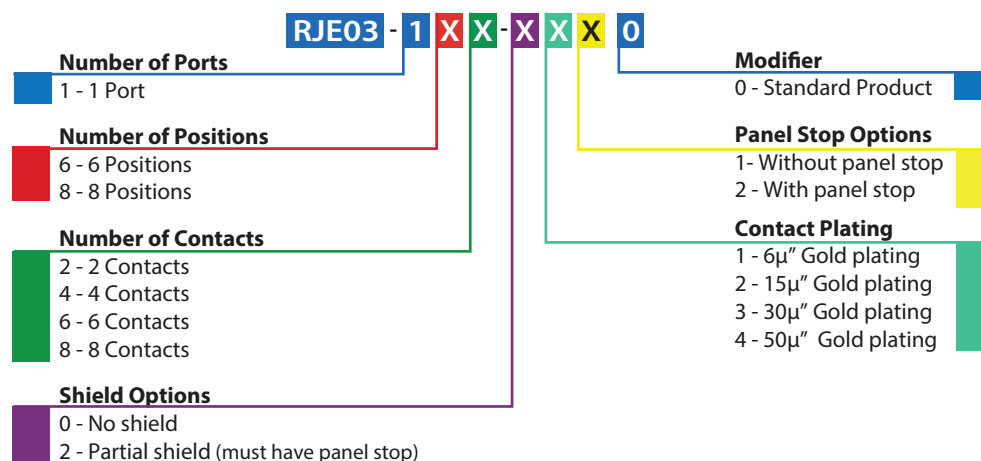
### Electrical

<b>Contact Resistance:</b>	20 mΩ max.
<b>Insulation Resistance:</b>	500 MΩ min. at 500V DC for 2 minutes max.
<b>Current Rating:</b>	1.5 Amps
<b>Voltage Rating:</b>	125 Volts AC
<b>DWV:</b>	1000 VAC, 60 Hz. 1 minute

### Mechanical

<b>Insertion Force:</b>	5 lbs. max.
<b>Pull Retention Force:</b>	20 lbs. min.
<b>Durability:</b>	750 mating & unmating cycles
<b>Recommended Soldering Temperature:</b>	260°C for 5 seconds max. Connectors with high temp. material are suitable for IR Reflow
<b>Operating Temperature:</b>	-40°C to + 85°C

## Ordering Information



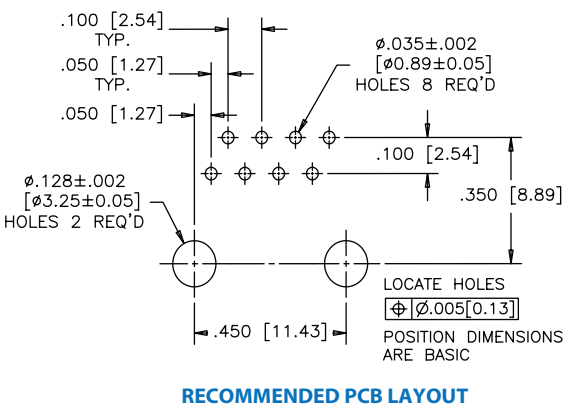
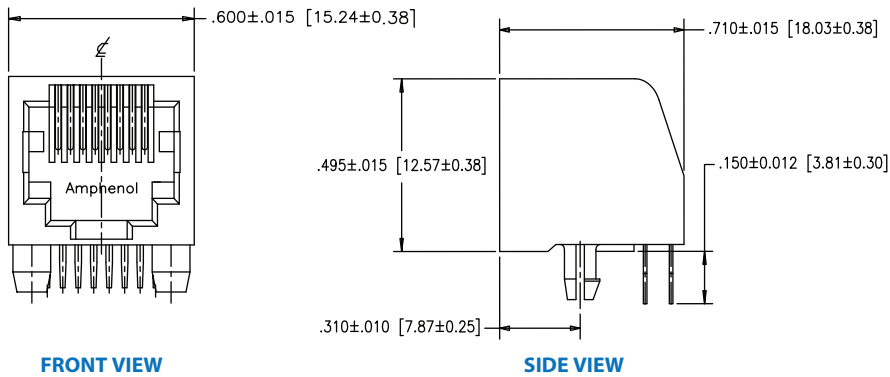
Didn't find what you were looking for?  
Please contact [sales@amphenolcanada.com](mailto:sales@amphenolcanada.com) and let us know what you need.

# RJE03

SINGLE PORT LOW PROFILE

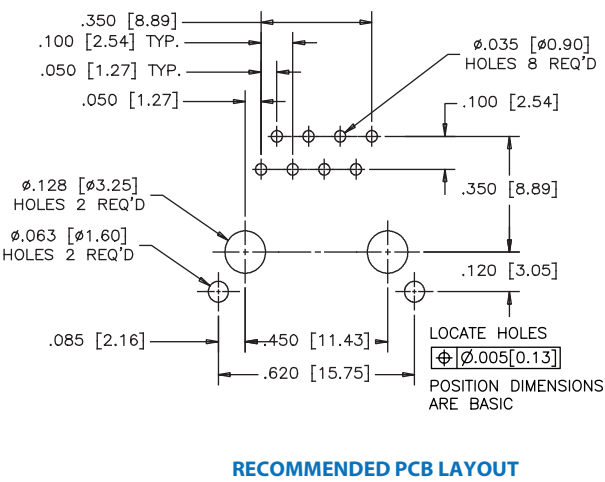
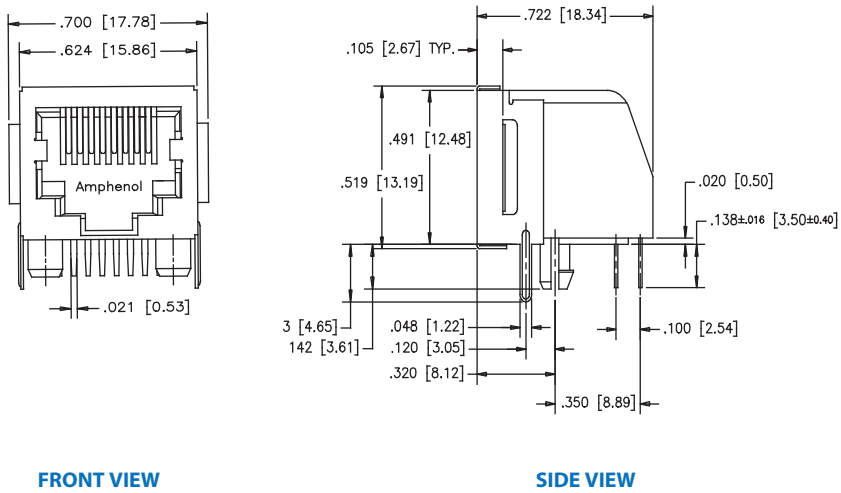
## Single Port Non-Shielded

RJE03-188-0X10



## Shielded with Panel Stop


RJE03-188-2X20



## Notes

## Ultra Low Profile

RJE05 series is a group of products within a family of standard modular jacks designed to meet requirements for a variety of applications. Options within the RJE05 family include shielded or non-shielded, and RJ11 & RJ45 configurations.



## Specifications

### Material

<b>Insulator:</b>	Engineering thermoplastic; Complies with UL 94V-0; Black
<b>Contacts:</b>	Phosphor bronze hard temper with gold thickness options (6μ", 15μ", 30μ", 50μ") over 50μ" min. nickel on contact mating area; 100μ" min. matte tin plating on soldering tail
<b>Shield:</b>	Copper alloy; nickel plated with tin dipped tail

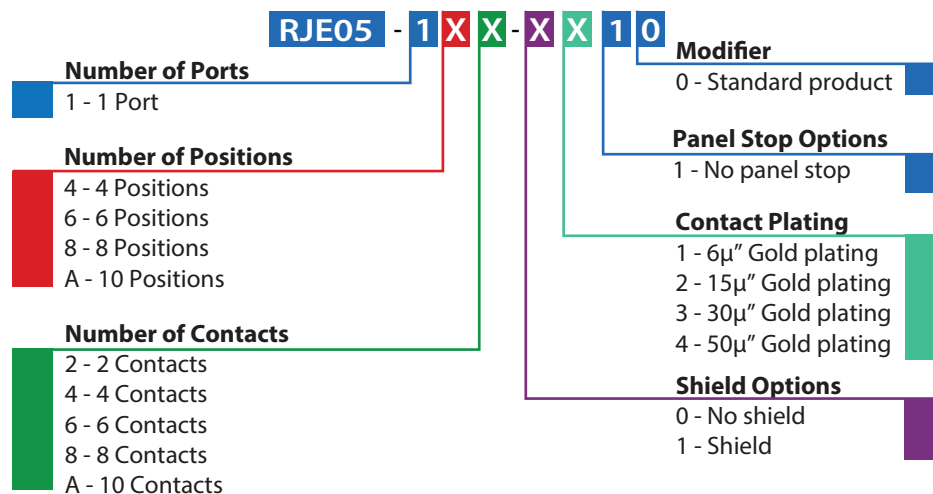
### Electrical

<b>Contact Resistance:</b>	20 mΩ max.
<b>Insulation Resistance:</b>	500 MΩ min. at 500V DC for 2 minutes max.
<b>Current Rating:</b>	1.5 Amps
<b>Voltage Rating:</b>	125 Volts AC
<b>DWV:</b>	1000 VAC, 60 Hz. 1 minute

### Mechanical

<b>Insertion Force:</b>	5 lbs. max.
<b>Pull Retention Force:</b>	20 lbs. min.
<b>Durability:</b>	750 mating & unmating cycles
<b>Recommended Soldering Temperature:</b>	Wave soldering peaked at 260°C for 5 seconds max. Connectors made with high temperature materials are suitable for IR Reflow)
<b>Operating Temperature:</b>	-40°C to + 85°C
<b>UL File #:</b>	E136228

## Ordering Information



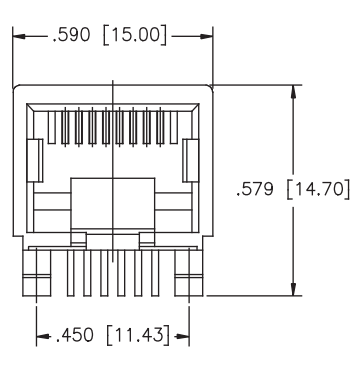
Didn't find what you were looking for?  
Please contact [sales@amphenolcanada.com](mailto:sales@amphenolcanada.com) and let us know what you need.

# RJE05

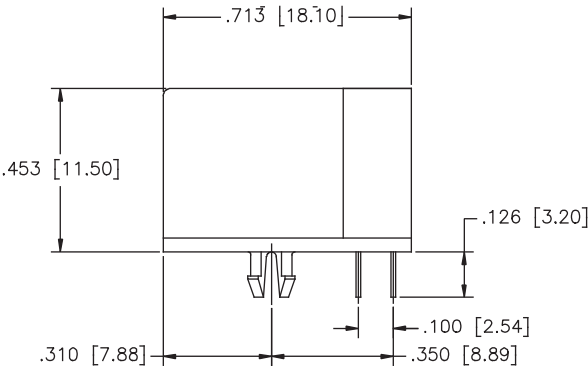
ULTRA LOW PROFILE

## Single Port Non-Shielded

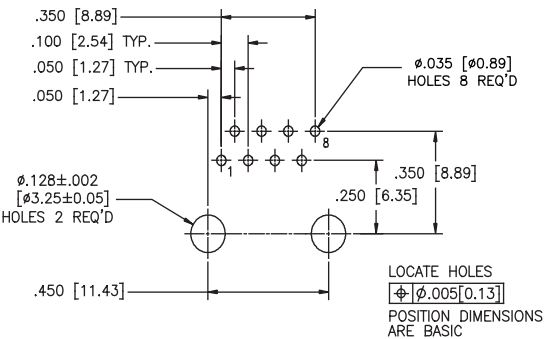
RJE05-188-0X10



FRONT VIEW



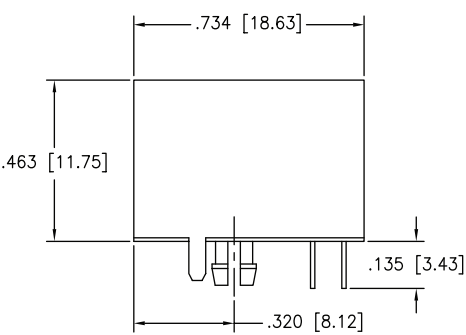
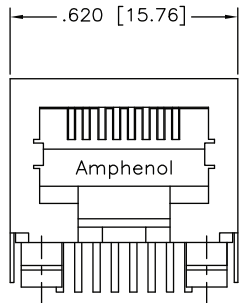
SIDE VIEW



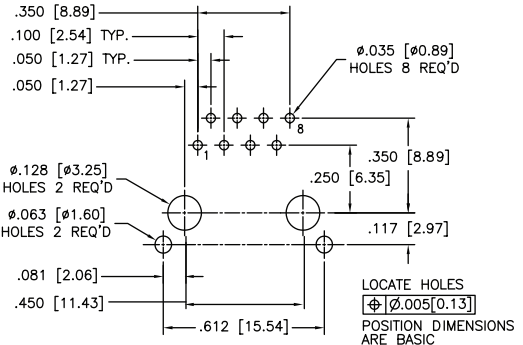
RECOMMENDED PCB LAYOUT

## Shielded

RJE05-188-1X10



SIDE VIEW




RECOMMENDED PCB LAYOUT

## Notes



## Single Port Surface Mount

RJE07 products belong to a family of standard modular jacks designed to meet requirements for a variety of applications. Options within the FRJAE series offer low cost and effective EMC control within standard RJ11 & RJ45 connector footprints. EMC control is offered by a completely shielded connector and/or with the use of a high resistivity, high impedance Ferrite Block. No board layout changes are required for its use. Simply replace the standard non-filtered connector for superior EMC performance.



## Specifications

### Material

<b>Insulator:</b>	High temp. thermoplastic; Complies with UL 94V-0; Black
<b>Contacts:</b>	Phosphor bronze hard temper with gold thickness options (6μ", 15μ", 30μ", 50μ"), over 50μ" min. nickel on contact mating area; 100μ" min. matte tin plating on soldering tail
<b>Shield:</b>	Copper alloy; nickel plated with tin dipped tail

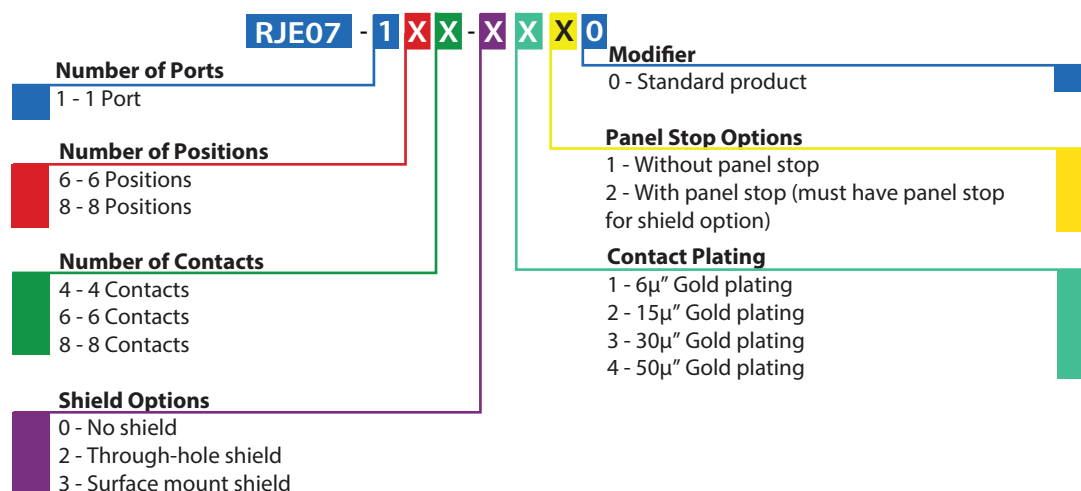
### Electrical

<b>Contact Resistance:</b>	20 mΩ max.
<b>Insulation Resistance:</b>	500 MΩ min. at 500V DC for 2 minutes max.
<b>Current Rating:</b>	1.5 Amps
<b>Voltage Rating:</b>	125 Volts AC
<b>DWV:</b>	1000 VAC, 60 Hz. 1 minute

### Mechanical

<b>Insertion Force:</b>	5 lbs. max.
<b>Pull Retention Force:</b>	20 lbs. min.
<b>Durability:</b>	750 mating & unmating cycles
<b>Recommended Soldering Temperature:</b>	Reflow soldering at 260°C for 6 - 8 seconds max.
<b>Operating Temperature:</b>	-40°C to + 85°C

## Ordering Information



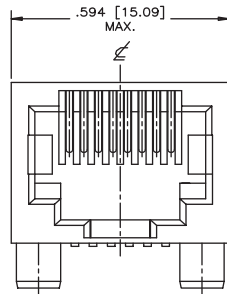
Didn't find what you were looking for?

Please contact [sales@amphenolcanada.com](mailto:sales@amphenolcanada.com) and let us know what you need.

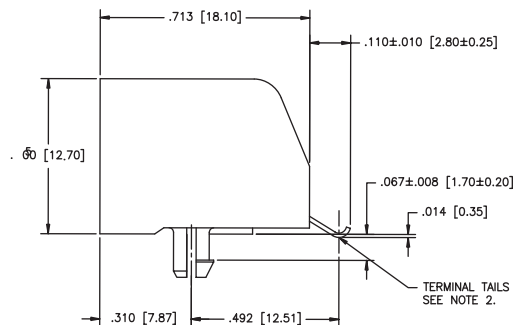
# RJE07

SINGLE PORT SURFACE MOUNT

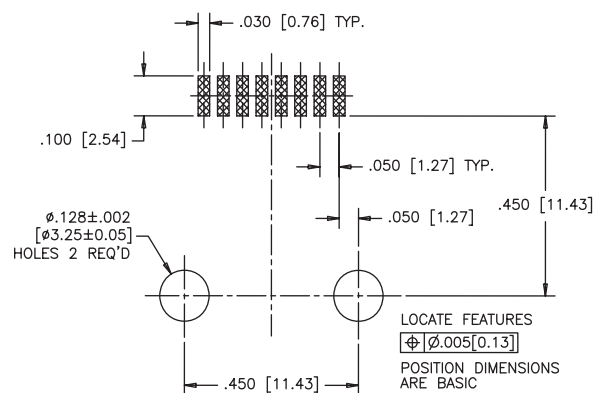
## Single Port Non-Shielded



FRONT VIEW

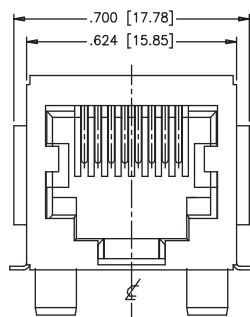


SIDE VIEW

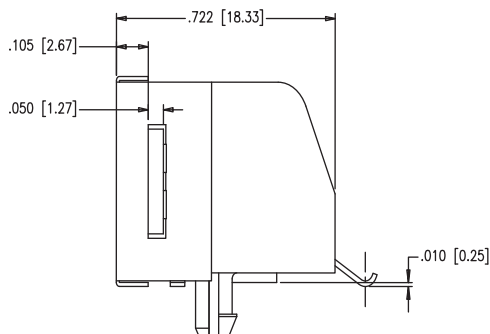


RECOMMENDED PCB LAYOUT

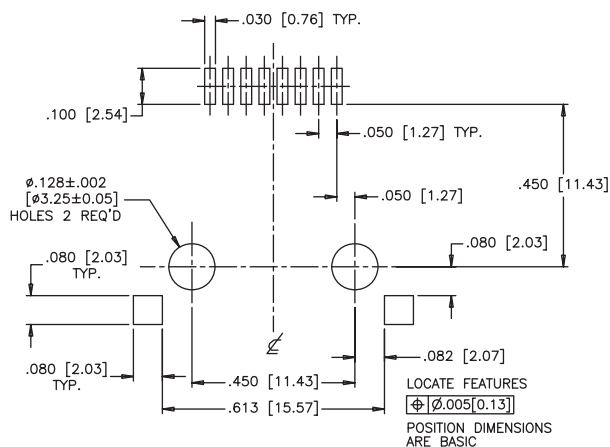
## Surface Mount Shield



FRONT VIEW

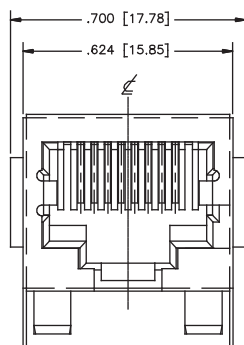


SIDE VIEW

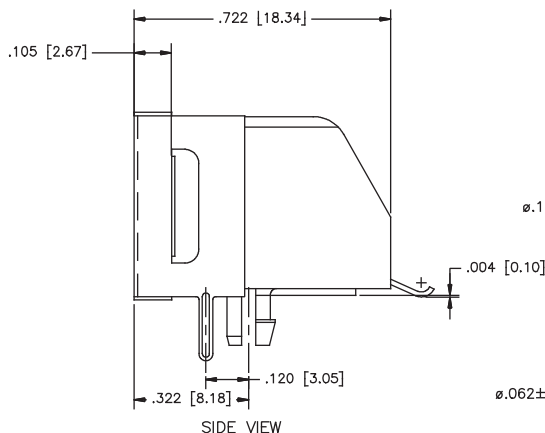


RECOMMENDED PCB LAYOUT

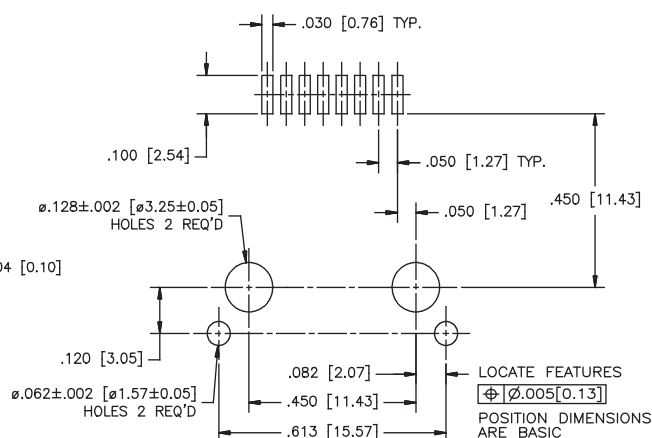
## Through-Hole Shield



FRONT VIEW



SIDE VIEW



RECOMMENDED PCB LAYOUT

RJE07-188-0X10

RJE07-188-3X20


RJE07-188-2X20

# RJE09

## STANDARD PROFILE

## Standard Profile

RJE09 series is a group of products within a family of standard modular jacks designed to meet requirements for a variety of applications. Options with the RJE09 family include shielded & non-shielded, and RJ11 & RJ45 configurations.



## Specifications

### Material

<b>Insulator:</b>	Engineering thermoplastic; Complies with UL 94V-0; Black
<b>Contacts:</b>	Phosphor bronze hard temper with gold thickness options (6μ", 15μ", 30μ", 50μ"), over 50μ" min. nickel on contact mating area; 100μ" min. matte tin or gold flash plating on tail area
<b>Shield:</b>	Copper alloy; nickel plating overall

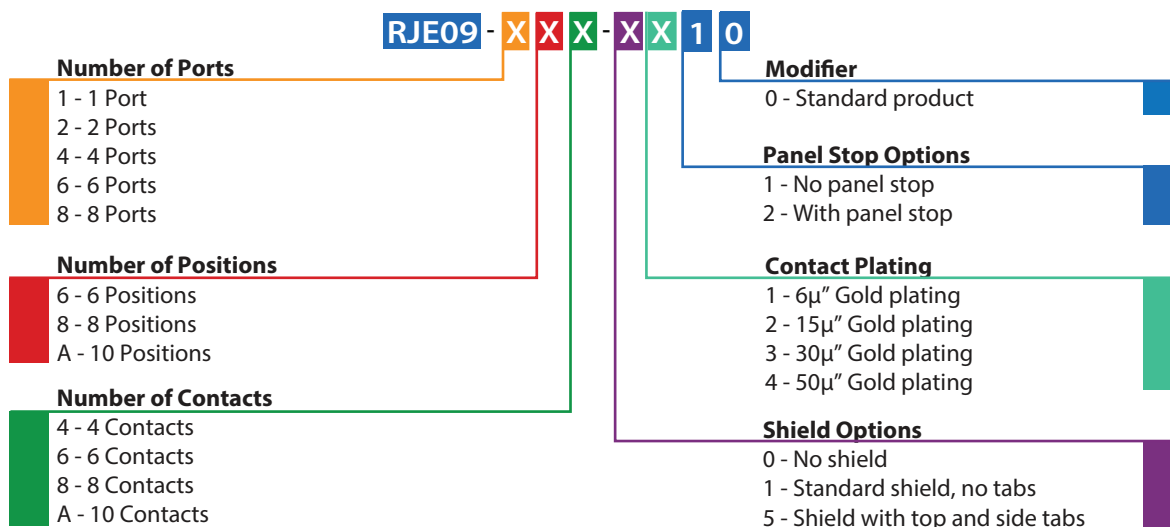
### Electrical

<b>Contact Resistance:</b>	25 mΩ max.
<b>Insulation Resistance:</b>	500 MΩ min. at 500V DC for 2 minutes max.
<b>Current Rating:</b>	1.5 Amps
<b>Voltage Rating:</b>	125 Volts AC
<b>DWV:</b>	1000 VAC, 60 Hz. 1 minute

### Mechanical

<b>Insertion Force:</b>	5 lbs. max.
<b>Pull Retention Force:</b>	20 lbs. min.
<b>Durability:</b>	750 mating & unmating cycles
<b>Recommended Soldering Temperature:</b>	Wave soldering at 260°C for 5-8 seconds max.
<b>Operating Temperature:</b>	-40°C to +70°C
<b>UL File #:</b>	E136228

## Ordering Information

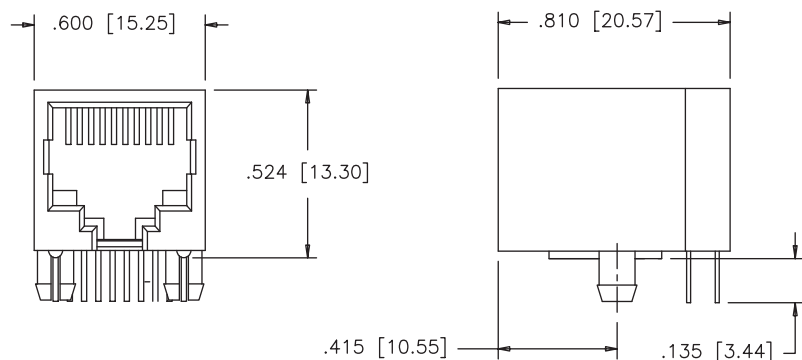


Didn't find what you were looking for?  
Please contact [sales@amphenolcanada.com](mailto:sales@amphenolcanada.com) and let us know what you need.

# RJE09

STANDARD PROFILE

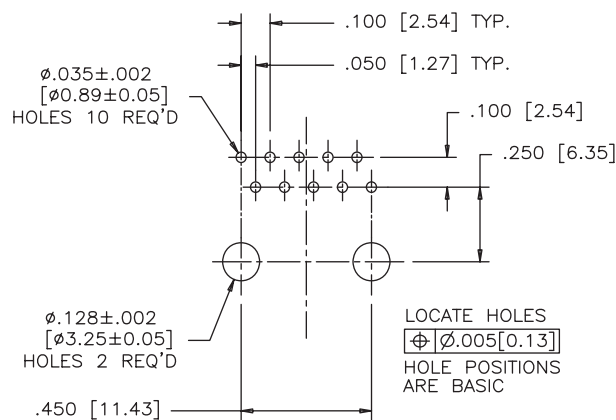
## Single Port Non-Shielded



FRONT VIEW

SIDE VIEW

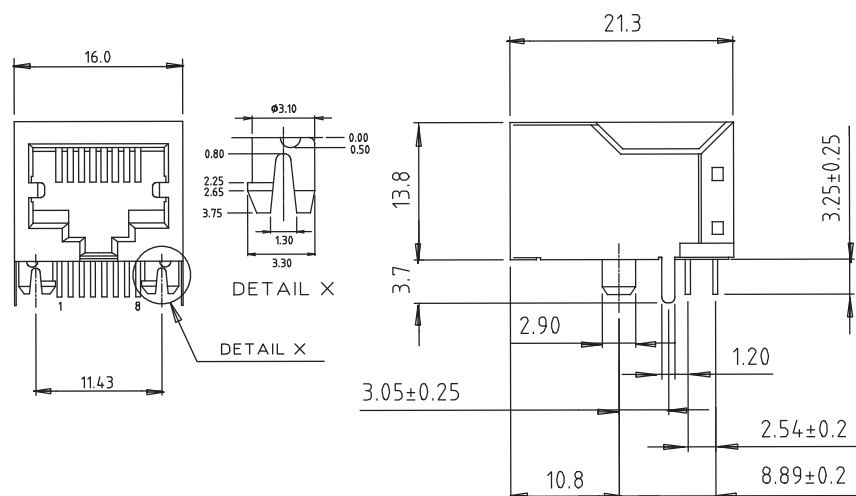
### RJE09-1AA-0X10



RECOMMENDED PCB LAYOUT

## Shielded

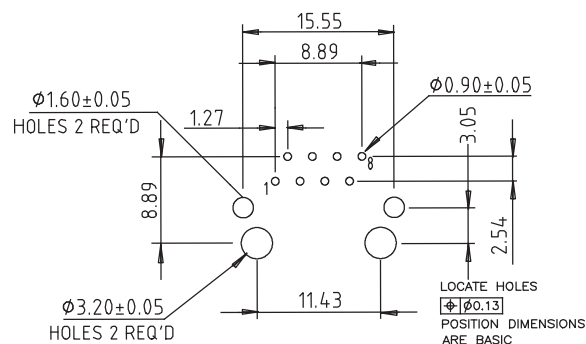
\*This drawing is in millimeters only.



FRONT VIEW

SIDE VIEW

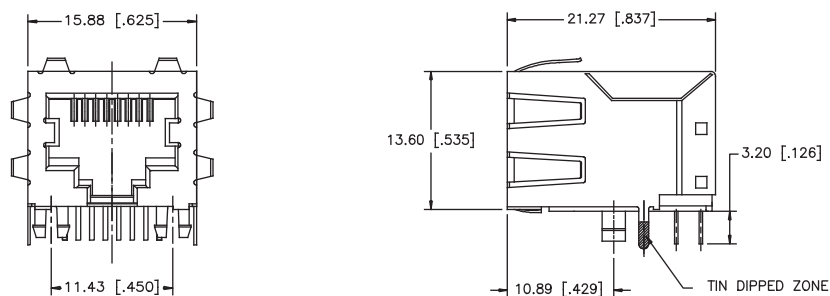
### RJE09-188-1X10



RECOMMENDED PCB LAYOUT

## Shielded

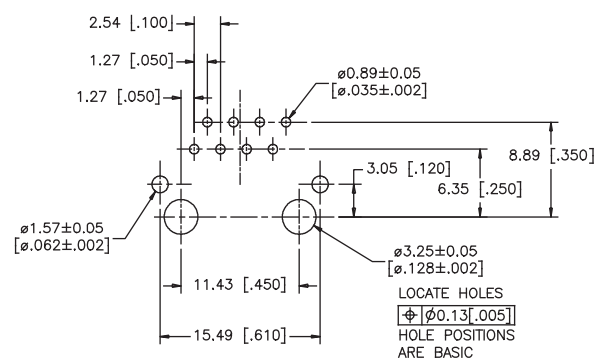
\*This drawing is in millimeters [inches]



FRONT VIEW

SIDE VIEW

### RJE09-188-5X10



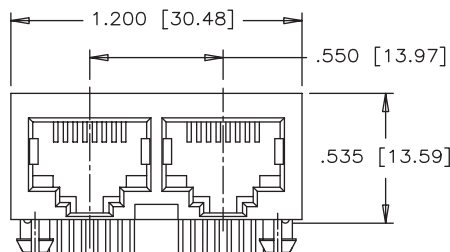
RECOMMENDED PCB LAYOUT

# RJE09

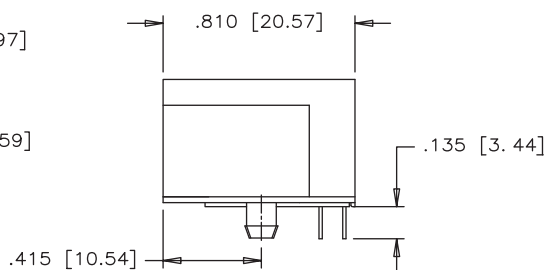
## STANDARD PROFILE

### Multi Port Non-Shielded

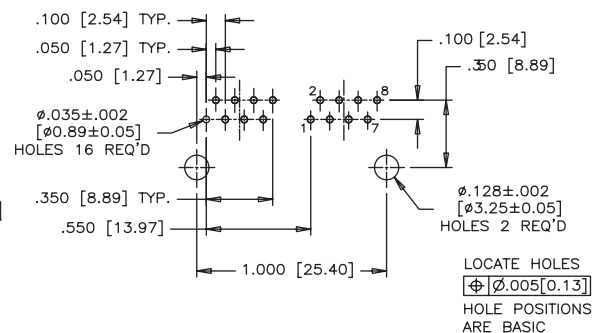
RJE09-288-0X10



FRONT VIEW



SIDE VIEW

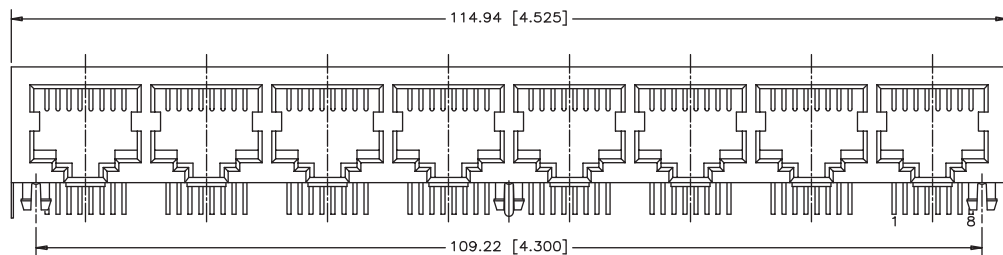


RECOMMENDED PCB LAYOUT

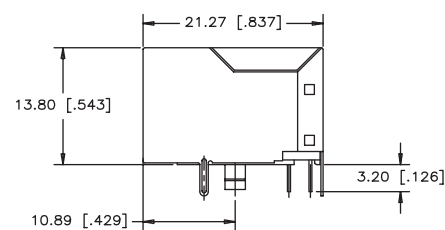
### Shielded

\*This drawing is in millimeters [inches]

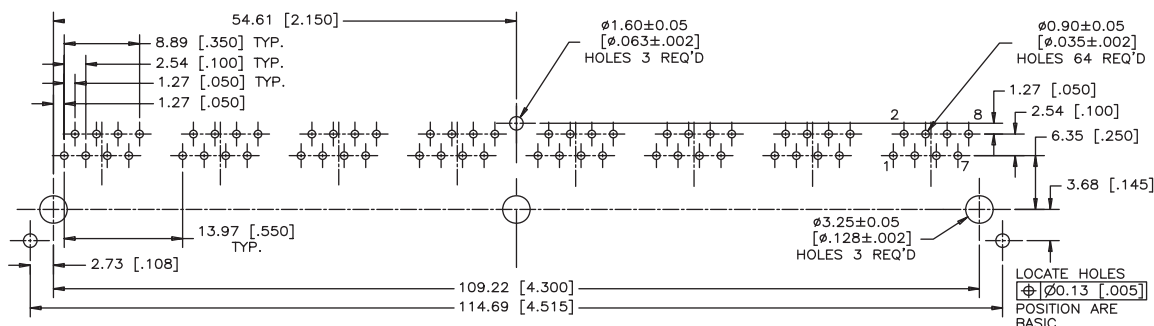
RJE09-888-1X10



FRONT VIEW



SIDE VIEW



RECOMMENDED PCB LAYOUT




# RJE15

SINGLE PORT LOW PROFILE

## Single Port, Low Profile

The RJE15 low profile connector is built to meet your high volume RJ requirements. This is a true pick and place compatible SMT connector and is available with or without shielding, as well as with a variety of options including number of contacts, plating thickness, and color. This connector is built with high temperature engineering thermoplastic and suitable for IR Reflow solder process.



## Specifications

### Material

<b>Insulator:</b>	High temp. thermoplastic; Complies with UL 94V-0; Black
<b>Contacts:</b>	Phosphor bronze hard temper with gold thickness options (6μ", 15μ", 30μ", 50μ"), over 50μ" min. nickel on contact mating area; 100μ" min. matte tin or gold flash plating on tail area
<b>Shield:</b>	Copper alloy; nickel plating overall

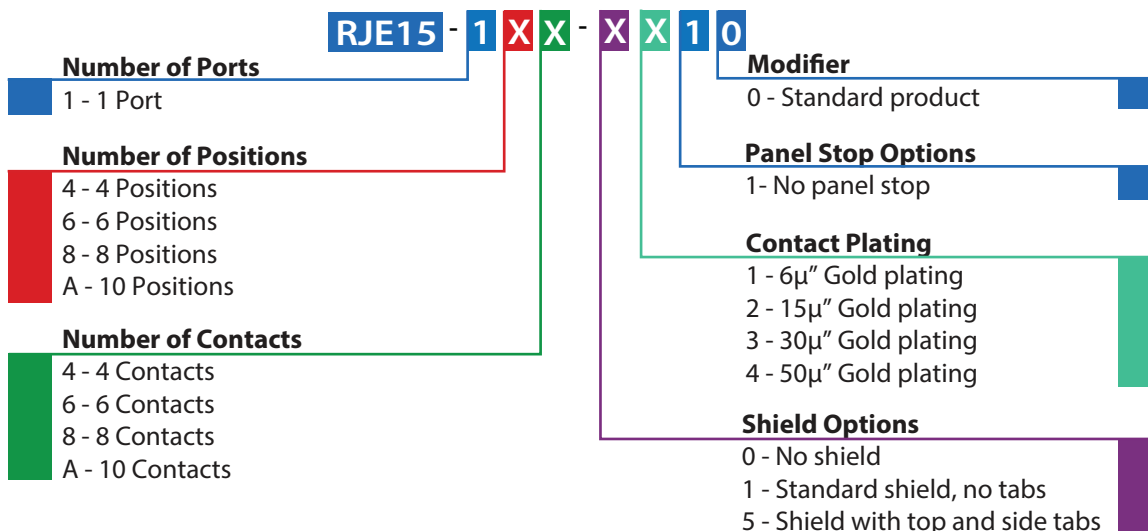
### Electrical

<b>Contact Resistance:</b>	25 mΩ max.
<b>Insulation Resistance:</b>	1000 MΩ min. at 500V DC for 2 minutes max.
<b>Current Rating:</b>	1.5 Amps
<b>Voltage Rating:</b>	125 Volts AC
<b>DWV:</b>	1000 VAC, 60 Hz. 1 minute

### Mechanical

<b>Insertion Force:</b>	5 lbs. max.
<b>Pull Retention Force:</b>	20 lbs. min.
<b>Durability:</b>	750 mating & unmating cycles
<b>Recommended Soldering Temperature:</b>	IR Reflow peaked at 260°C for 5 - 8 seconds max.
<b>Operating Temperature:</b>	-40°C to + 70°C

## Ordering Information



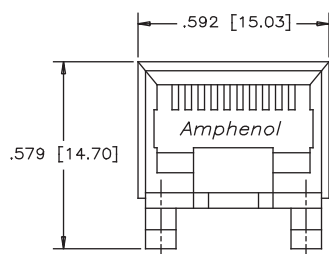
Didn't find what you were looking for?

Please contact [sales@amphenolcanada.com](mailto:sales@amphenolcanada.com) and let us know what you need.

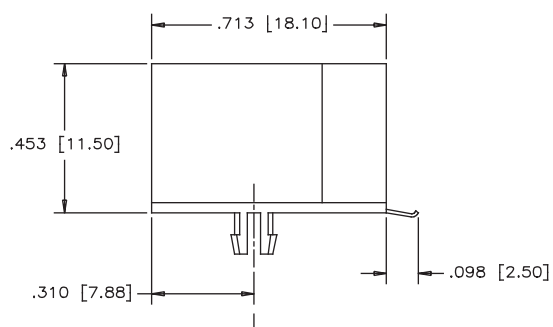
# RJE15

SINGLE PORT LOW PROFILE

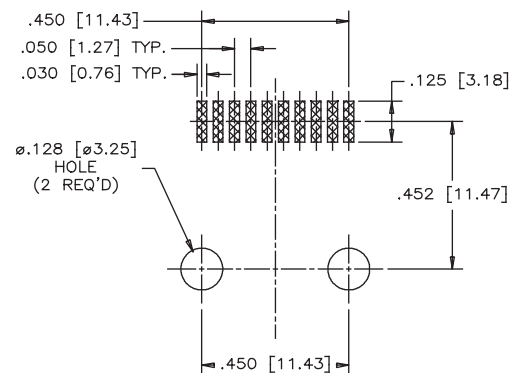
## Single Port Non-Shielded



FRONT VIEW

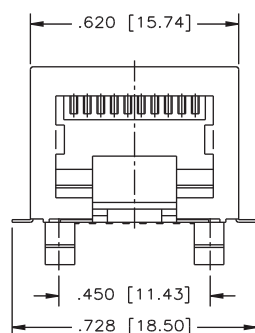


SIDE VIEW

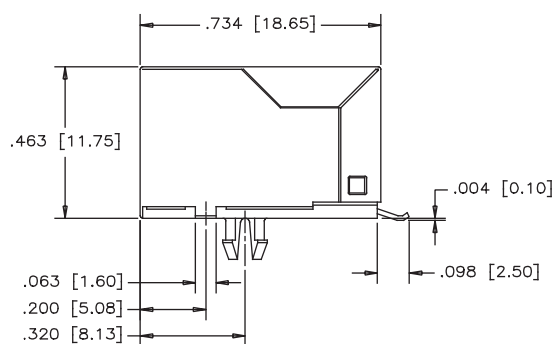


RECOMMENDED PCB LAYOUT

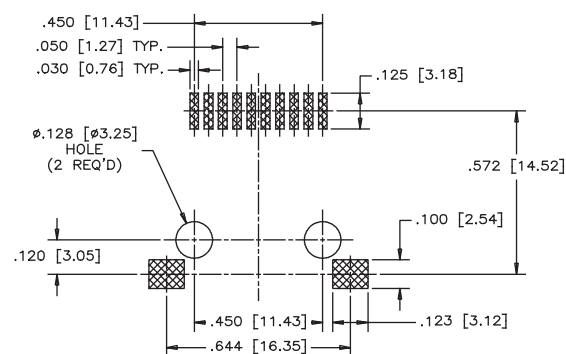
## Shielded



FRONT VIEW



SIDE VIEW



RECOMMENDED PCB LAYOUT

## Notes

# RJULE

RECESSED, LOW PROFILE

## Recessed, Low Profile

RJULE is a series of single port RJ45 modular jacks designed for slim profile applications. With a profile height of less than 10 millimeters, this connector is perfect where vertical space is limited. Standard and rear mount shield options for superior EMI performance makes this part ideal for LAN and router applications.



## Specifications

### Material

<b>Housing:</b>	High temp. engineering thermoplastic; flammability rating UL 94V-0
<b>Contacts:</b>	Phosphor bronze
<b>Plating</b>	Gold plated on mating surfaces over 50µ" (1.27 microns) min. nickel under plate; 100µ" (2.54 microns) min. matte tin on contact tails
<b>Shield:</b>	Copper alloy; nickel plated

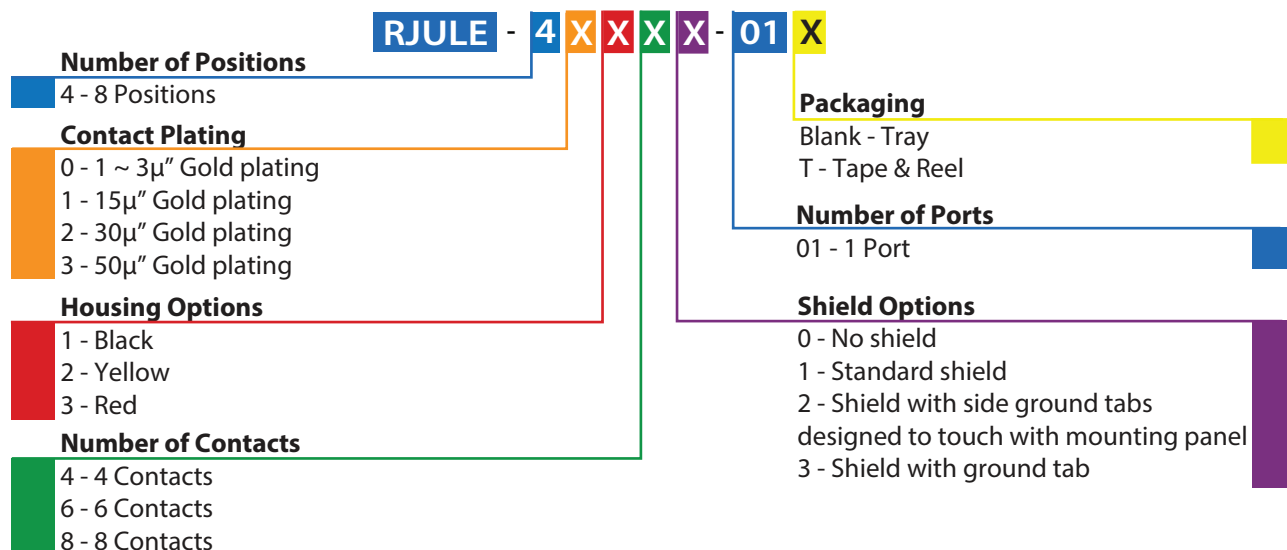
### Electrical

<b>Contact Resistance:</b>	20 mΩ max.
<b>Insulation Resistance:</b>	500 MΩ min. at 500V DC for 2 minutes max.
<b>Current Rating:</b>	1.5 Amps
<b>Voltage Rating:</b>	125 Volts AC
<b>DWV:</b>	1000 VAC, 60 Hz. 1 minute

### Mechanical

<b>Insertion Force:</b>	5 lbs. max.
<b>Pull Retention Force:</b>	20 lbs. min.
<b>Durability:</b>	750 mating & unmating cycles
<b>Recommended Soldering Temperature:</b>	Wave soldering peaked at 260°C for 5 seconds max. Suitable for IR Reflow
<b>Operating Temperature</b>	-55°C to + 85°C
<b>UL File #:</b>	E135615

## Ordering Information

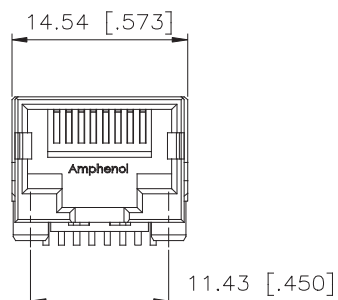


Didn't find what you were looking for?  
Please contact [sales@amphenolcanada.com](mailto:sales@amphenolcanada.com) and let us know what you need.

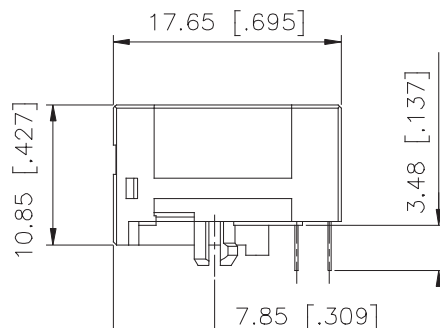
## Single Port Non-Shielded

\* All drawings are measured in millimeters [inches]

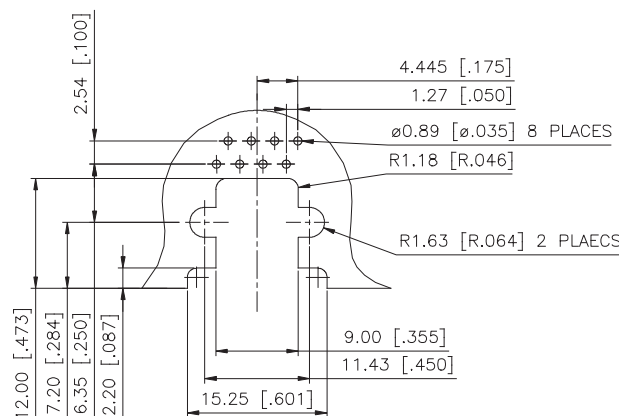
### RJULE-4X180-01



FRONT VIEW



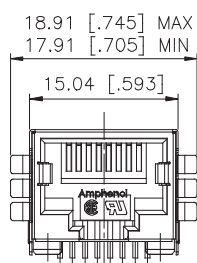
SIDE VIEW



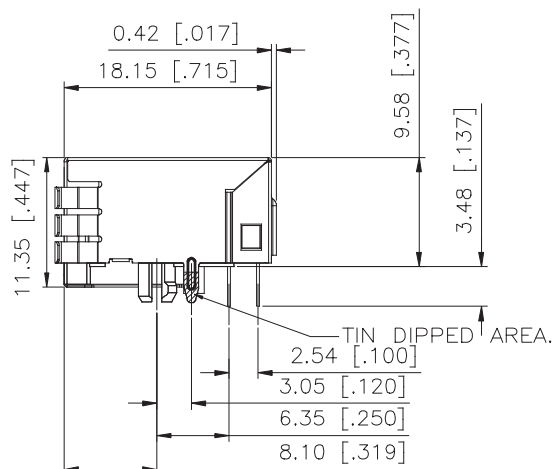
RECOMMENDED PCB LAYOUT

## Shielded with Side Ground Tabs

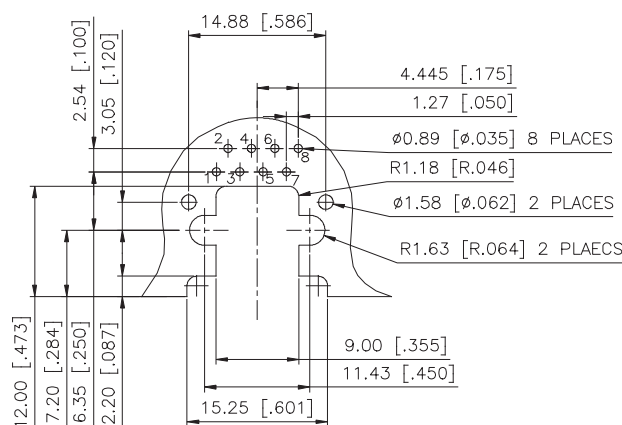
### RJULE-4X182-01



FRONT VIEW



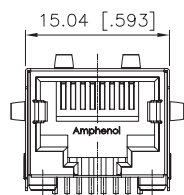
SIDE VIEW



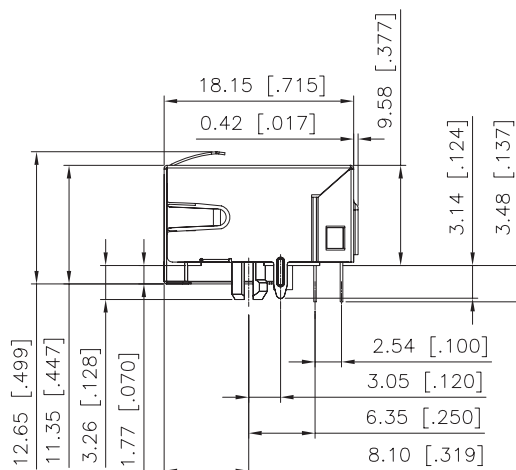
RECOMMENDED PCB LAYOUT

## Standard Shield

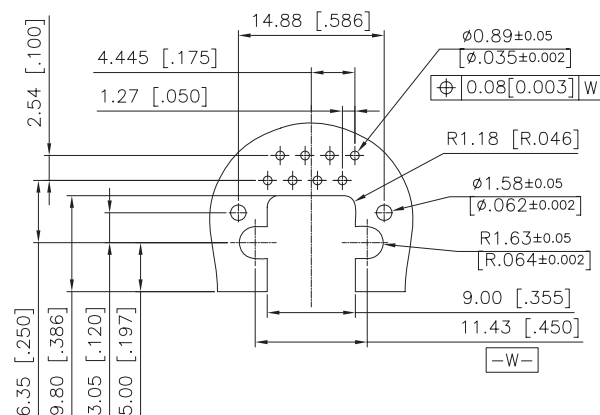
### RJULE-4X181-01



FRONT VIEW



SIDE VIEW




RECOMMENDED PCB LAYOUT

# RJE56

RJ45 PRESS FIT

## RJ45 Press Fit

The RJE56 series is designed for applications where soldering is not an option. The press fit contacts and shield tabs have the “eye of the needle” design and provide good PCB retention as well as reliable electrical performance.



## Specifications

### Material

<b>Housing:</b>	PBT material; Complies with UL 94V-0; Black
<b>Contacts:</b>	Phosphor bronze hard temper with gold thickness options (6μ", 15μ", 30μ", 50μ"), over 50μ" min. nickel on contact mating area; 100μ" min. tin lead plating on press fit tail
<b>Shield:</b>	Stainless steel

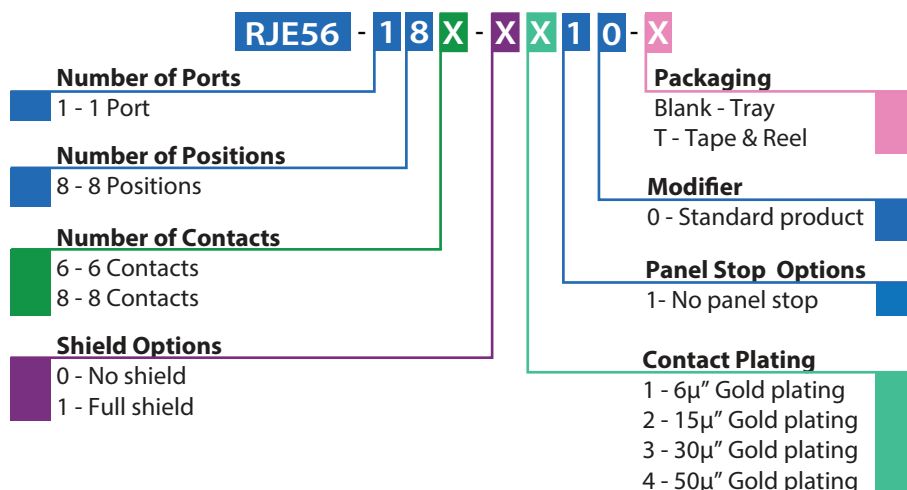
### Mechanical

<b>Insertion Force:</b>	5 lbs. max.
<b>Pull Retention Force:</b>	20 lbs. min.
<b>Durability:</b>	750 mating & unmating cycles
<b>Recommended Soldering Temperature:</b>	Wave soldering peaked at 260°C for 5 - 8 seconds max.
<b>Operating Temperature:</b>	-55°C to + 85°C

### Electrical

<b>Contact Resistance:</b>	20 mΩ max.
<b>Insulation Resistance:</b>	500 MΩ min. at 500V DC for 2 minutes max.
<b>Current Rating:</b>	1.5 Amps
<b>Voltage Rating:</b>	125 Volts AC
<b>DWV:</b>	1000 VAC, 60 Hz. 1 minute

## Ordering Information



Didn't find what you were looking for?

Please contact [sales@amphenolcanada.com](mailto:sales@amphenolcanada.com) and let us know what you need.



## RJE56-188-1X10



## 40

# RJE73

RJ45 LOW PROFILE WITH LEDs

## RJ45 Low Profile with LEDs

The RJE73 modular jack is a low profile RJ45 with LEDs and superior EMI shielding with a small footprint for space sensitive designs. This connector features built-in LEDs that provide link activity and network verification. This product is ideal for LAN applications such as adapter cards and routers.



## Specifications

### Material

<b>Insulator:</b>	High temp. thermoplastic; Complies with UL 94V-0; Black
<b>Contacts:</b>	Phosphor bronze hard temper with gold plating options over 50μ" min. nickel on contact mating area; 100μ" min. matte tin on solder tails
<b>Shield:</b>	Stainless steel on tin dipped tails
<b>LED:</b>	Tin plating on LED tails

<b>LED Reverse Voltage:</b>	5 Volts min.
<b>LED Light Intensity:</b>	0.4 -1.5 mCd min. at 2mA (for single colors) 0.5 mCd min. at 2mA (for bicolors)
<b>LED Wave Length:</b>	Yellow: 587± 7 nm measured at 20mA Green: 565 ± 6 nm measured at 20mA Red: 625 ± 5 nm measured at 20mA

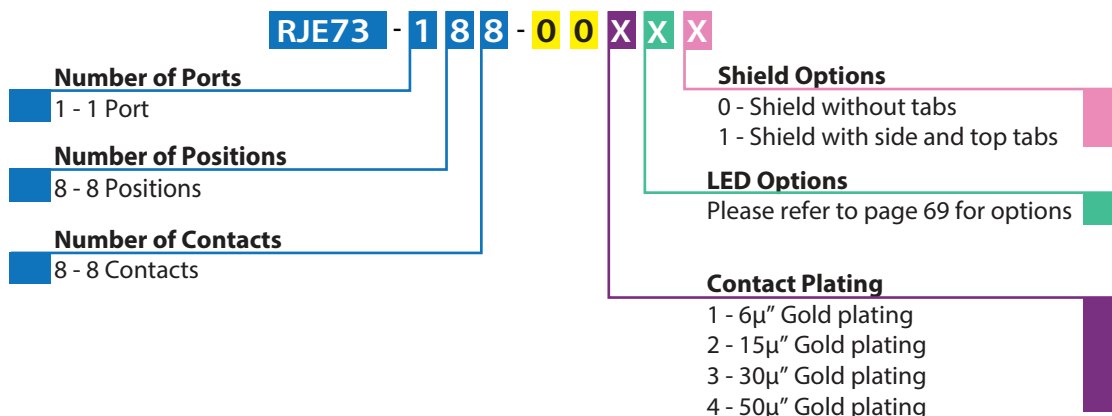
### Electrical

<b>Contact Resistance:</b>	20 mΩ max.
<b>Insulation Resistance:</b>	500 MΩ min. at 500V DC for 2 minutes max.
<b>Current Rating:</b>	1.0 Amps
<b>Voltage Rating:</b>	125 Volts AC
<b>DWV:</b>	1000 VAC, 60 Hz. 1 minute
<b>LED Forward DC Current:</b>	20 mA typical
<b>LED Forward Voltage:</b>	1.9 Volts max. at 2mA (for single colors) 2.6 Volts max. at 20mA (for bicolors)

### Mechanical

<b>Insertion Force:</b>	5 lbs. max.
<b>Pull Retention Force:</b>	20 lbs. min.
<b>Durability:</b>	750 mating & unmating cycles
<b>Recommended Soldering Temperature:</b>	Wave soldering peaked at 245°C for 8-10 seconds max.
<b>Operating Temperature:</b>	-55°C to + 85°C
<b>UL File #:</b>	E135615

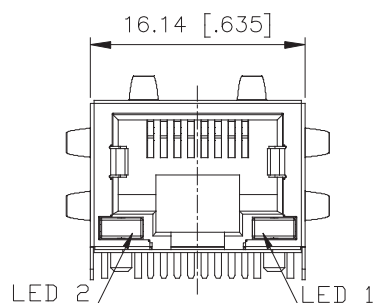
## Ordering Information



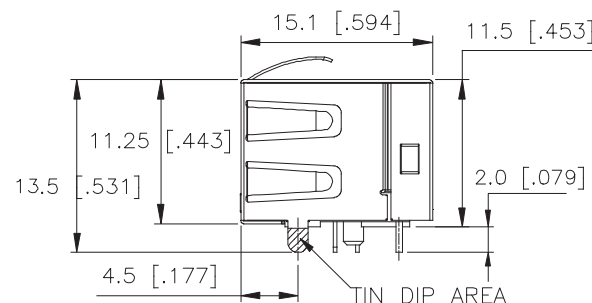
Didn't find what you were looking for?  
Please contact [sales@amphenolcanada.com](mailto:sales@amphenolcanada.com) and let us know what you need.

## Single Port Shielded - Option 0

**RJE73-188-00X1**

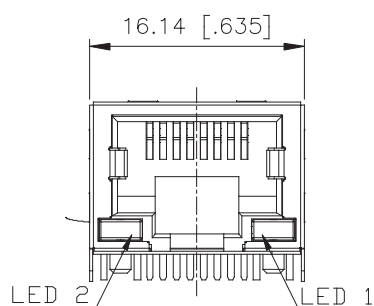


## RECOMMENDED PCB LAYOUT

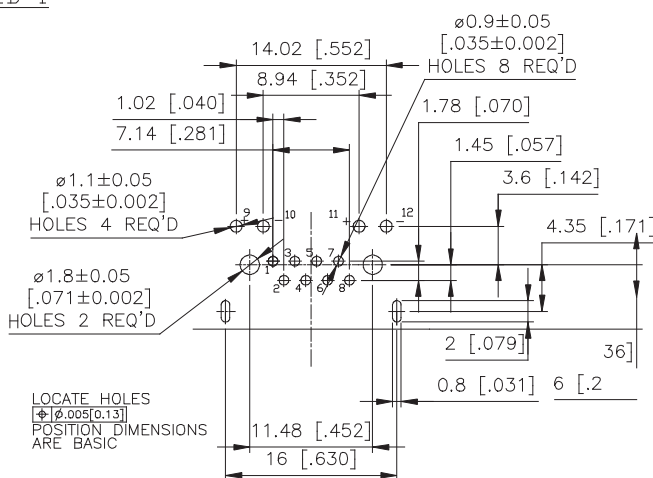


### SIDE VIEW

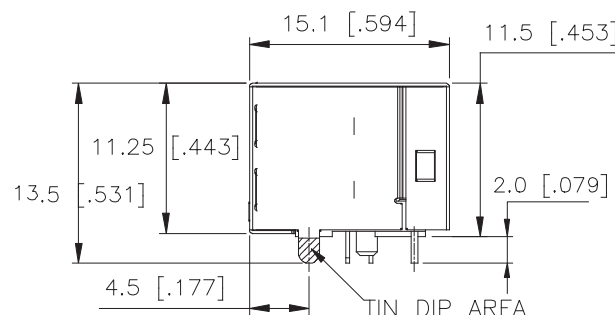
**RJE73-188-00XX0**



### FRONT VIEW



## RECOMMENDED PCB LAYOUT



### SIDE VIEW

# RJE06

SINGLE PORT SLIM PROFILE

## Single Port Slim Profile

RJE06 series is a group of products within a family of standard modular jacks designed to meet requirements for a variety of applications. Options within the RJE06 family include shielded & non-shielded, and 8P8C configurations.



## Specifications

### Material

<b>Insulator:</b>	Engineering thermoplastic; Complies with UL 94V-0; Black
<b>Contacts:</b>	Phosphor bronze hard temper with gold thickness options (6μ", 15μ", 30μ", 50μ"), over 50μ" min. nickel on contact mating area; 100μ" min. tin or gold flash plating on tail area
<b>Shield:</b>	Copper alloy; nickel plating overall

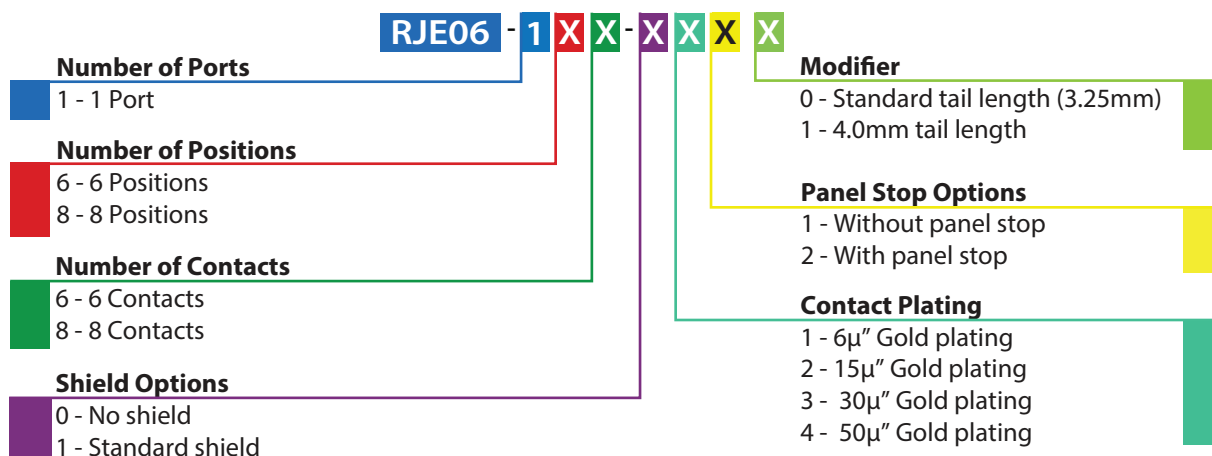
### Electrical

<b>Contact Resistance:</b>	20 mΩ max.
<b>Insulation Resistance:</b>	500 MΩ min. at 500V DC for 2 mins max.
<b>Current Rating:</b>	1.5 Amps
<b>Voltage Rating:</b>	125 Volts AC
<b>DWV:</b>	1000 VAC, 60 Hz. 1 minute

### Mechanical

<b>Insertion Force:</b>	5 lbs. max.
<b>Pull Retention Force:</b>	20 lbs. min.
<b>Durability:</b>	750 mating & unmating cycles
<b>Recommended Soldering Temperature:</b>	Wave soldering peaked at 260°C for 5 seconds max. Connectors made with high temp. material are suitable for IR Reflow
<b>Operating Temperature:</b>	-40°C to + 70°C
<b>UL File #:</b>	E136228

## Ordering Information



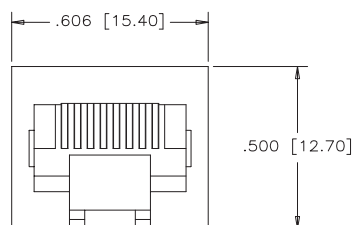
Didn't find what you were looking for?

Please contact [sales@amphenolcanada.com](mailto:sales@amphenolcanada.com) and let us know what you need.

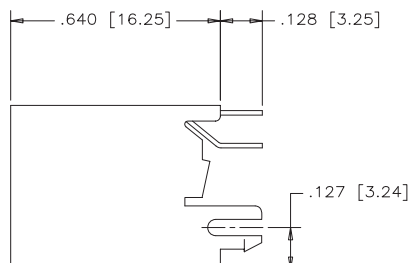
# RJE06

SINGLE PORT SLIM PROFILE

## Single Port Non-Shielded

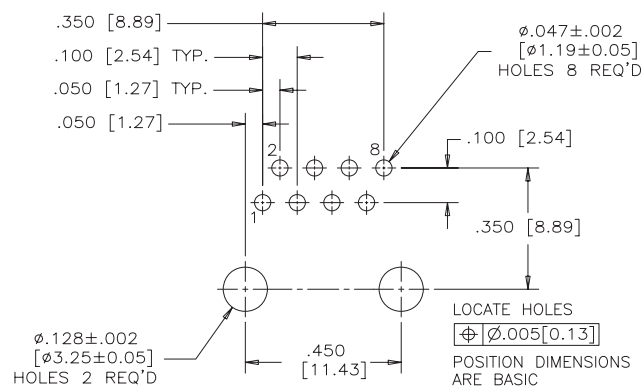


FRONT VIEW



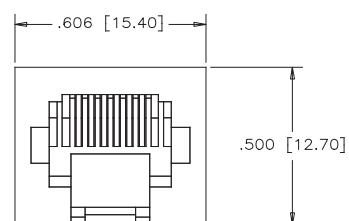
SIDE VIEW

### RJE06-188-0X10

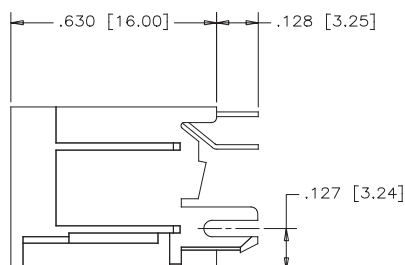


RECOMMENDED PCB LAYOUT

## Non-Shielded

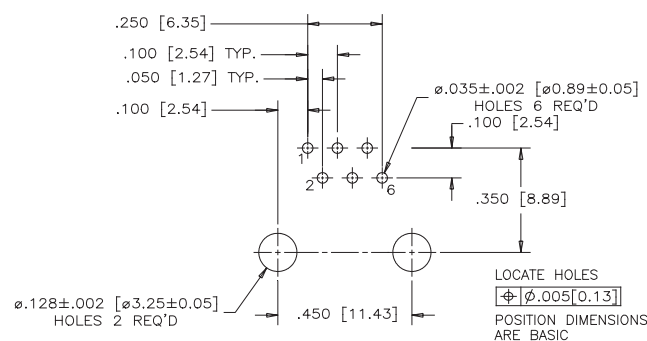


FRONT VIEW



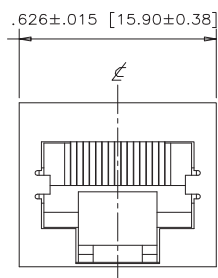
SIDE VIEW

### RJE06-166-0X10

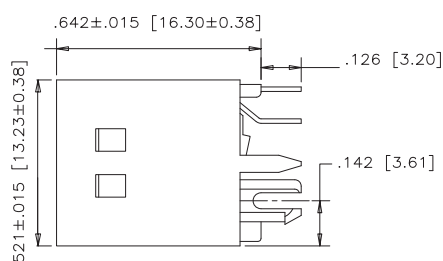


RECOMMENDED PCB LAYOUT

## Standard Shield

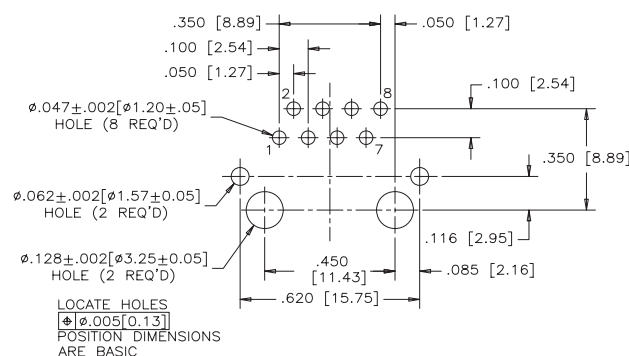


FRONT VIEW



SIDE VIEW

### RJE06-188-1X10



RECOMMENDED PCB LAYOUT



# RJE08

SINGLE PORT STANDARD PROFILE

## Single Port Standard Profile

RJE08 series is a group of products within a family of standard modular jacks designed to meet requirements for a variety of applications. Options within the RJE08 include with and without panel stops, and RJ11 & RJ45 configurations.



## Specifications

### Material

**Insulator:** Engineering thermoplastic; Complies with UL 94V-0; Black

**Contacts:** Phosphor bronze hard temper with gold thickness options (6µ", 15µ", 30µ", 50µ"), over 50µ" min. nickel on contact mating area; 100µ" min. matte tin or gold flash plating on tail area

### Electrical

**Contact Resistance:** 25 mΩ max.

**Insulation Resistance:** 500 MΩ min. at 500V DC for 2 minutes max.

**Current Rating:** 1.5 Amps

**Voltage Rating:** 125 Volts AC

**DWV:** 1000 VAC, 60 Hz. 1 minute

### Mechanical

**Insertion Force:** 5 lbs. max.

**Pull Retention Force:** 20 lbs. min.

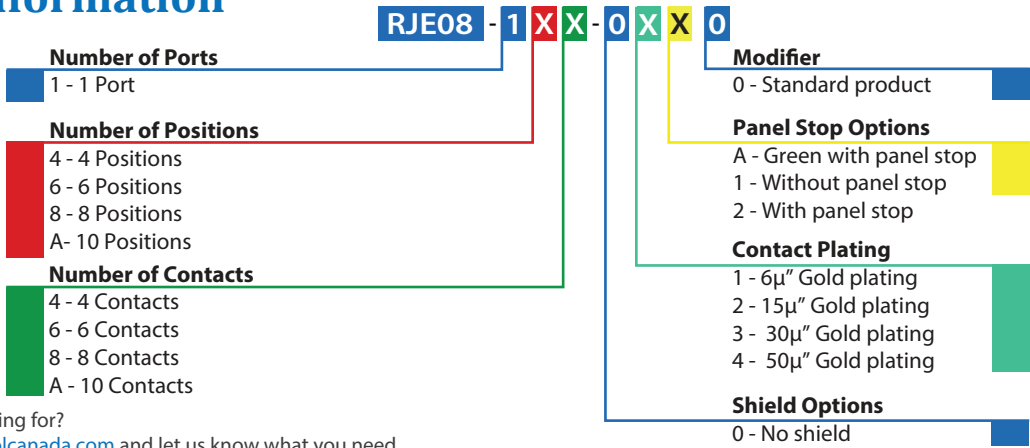
**Durability:** 750 mating & unmating cycles

**Recommended Soldering Temperature:** Wave soldering peaked at 260°C for 5 seconds max.

**Operating Temperature:** -40°C to + 70°C

**UL File #:** E136228

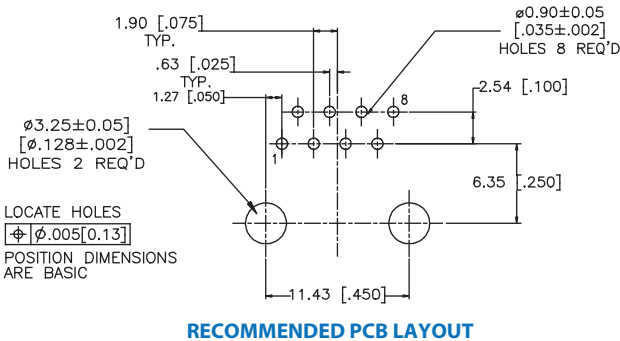
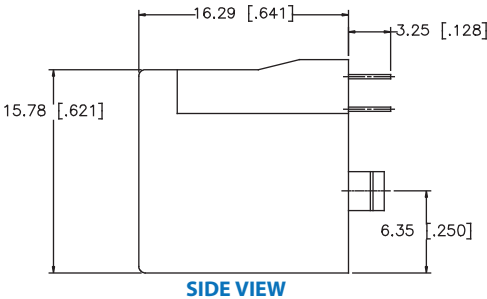
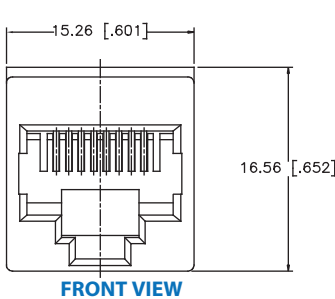
## Ordering Information



Didn't find what you were looking for?  
Please contact [sales@amphenolcanada.com](mailto:sales@amphenolcanada.com) and let us know what you need.

## Single Port Non-Shielded

RJE08-188-0X10



## Single Port Surface Mount

The RJE23 series is designed for high volume production where a vertical modular jack is required. Shielding provides increased EMI performance. Surface mount contacts and hold-down nail bracket assist in speeding up the production process.



## Specifications

### Material

<b>Insulator:</b>	High temp. thermoplastic; Complies with UL 94V-0; Black
<b>Contacts:</b>	Phosphor bronze hard temper with gold thickness options (6μ", 15μ", 30μ", 50μ"), over 50μ" min. nickel on contact mating area; 100μ" min. matte tin over nickel on soldering tail
<b>Shield:</b>	Copper alloy, matte tin plating
<b>Hold Down:</b>	Copper alloy, matte tin plating
<b>Coplanarity:</b>	Maximum gap between all terminal tails is 0.004"

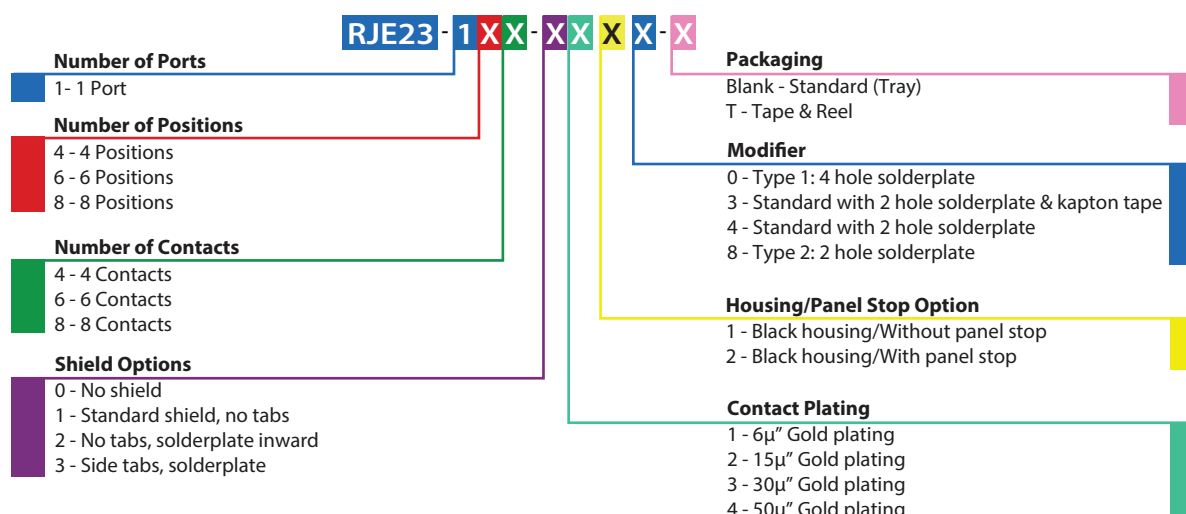
### Electrical

<b>Contact Resistance:</b>	20 mΩ max.
<b>Insulation Resistance:</b>	500 MΩ min. at 500V DC for 2 minutes max.
<b>Current Rating:</b>	1.5 Amps
<b>Voltage Rating:</b>	125 Volts AC
<b>DWV:</b>	1000 VAC, 60Hz., 1 minute

### Mechanical

<b>Insertion Force:</b>	5 lbs. max.
<b>Pull Retention Force:</b>	20 lbs. min.
<b>Durability:</b>	750 mating & unmating cycles
<b>Recommended Soldering Temperature:</b>	IR Reflow peaked at 260°C for 5 - 8 seconds max.
<b>Operating Temperature:</b>	-55°C to +85°C

## Ordering Information



Didn't find what you were looking for?  
Please contact [sales@amphenolcanada.com](mailto:sales@amphenolcanada.com) and let us know what you need.

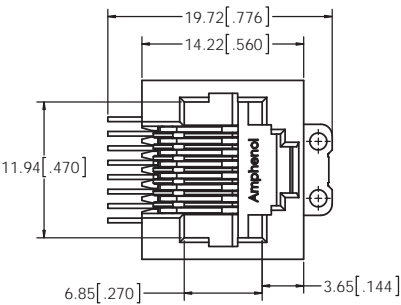
# RJE23

SINGLE PORT SURFACE MOUNT

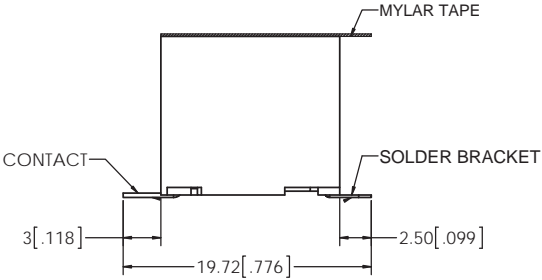
## Single Port Non-Shielded

RJE23-188-0X13-T

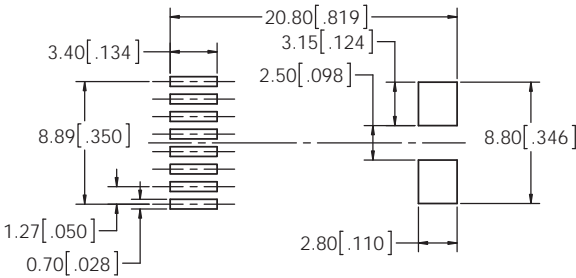
\* All drawings are measured in millimeters [inches]



FRONT VIEW



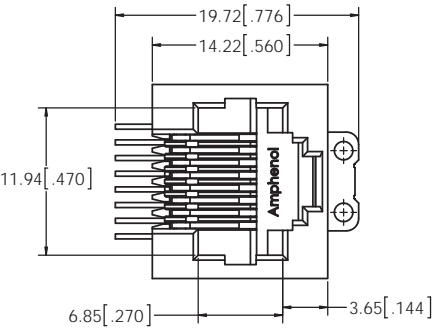
SIDE VIEW



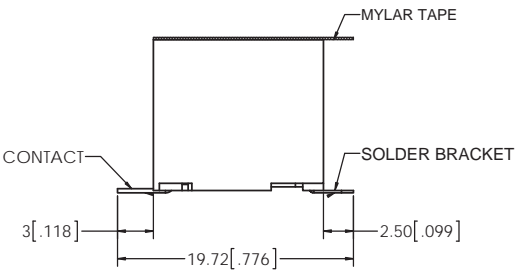
RECOMMENDED PCB LAYOUT

## Non-Shielded

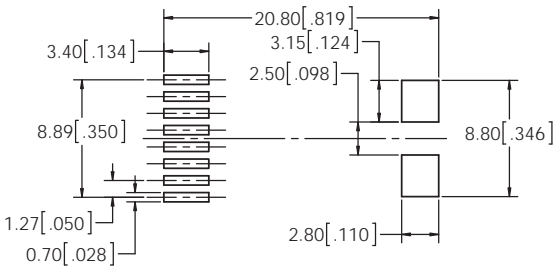
RJE23-188-0X14



FRONT VIEW



SIDE VIEW



RECOMMENDED PCB LAYOUT

## Notes

# RJE74

SINGLE PORT

## Single Port Surface Mount

The RJE74 series, with superior EMI shielding, is built to fit your RJ requirements. The vertical 10P10C version is available with an RMK4 key interface to prevent an 8P8C plug from entering and damaging the connector. Includes optional Mylar cover for automated assembly equipment.



## Specifications

### Material

<b>Insulator:</b>	High temp. thermoplastic; Complies with UL 94V-0; Black
<b>Contacts:</b>	Phosphor bronze hard temper with 30μ" min. gold thickness over 50μ" min. nickel on contact mating area; 100μ" min. matte tin plating on soldering tail
<b>Shield:</b>	Stainless steel; pure tin dipped tails

### Electrical

<b>Contact Resistance:</b>	20 mΩ max.
<b>Insulation Resistance:</b>	500 MΩ min. at 500V DC for 2 minutes max.
<b>Current Rating:</b>	1.5 Amps
<b>Voltage Rating:</b>	125 Volts AC
<b>DWV:</b>	1000 VAC, 60 Hz. 1 minute

### Mechanical

<b>Insertion Force:</b>	5 lbs. max.
<b>Pull Retention Force:</b>	20 lbs. min.
<b>Durability:</b>	750 mating & unmating cycles
<b>Recommended Soldering Temperature:</b>	260°C for 5 seconds max. Connectors are suitable for IR Reflow
<b>Operating Temperature:</b>	-55°C to +85°C
<b>UL File #:</b>	E135615

## Ordering Information

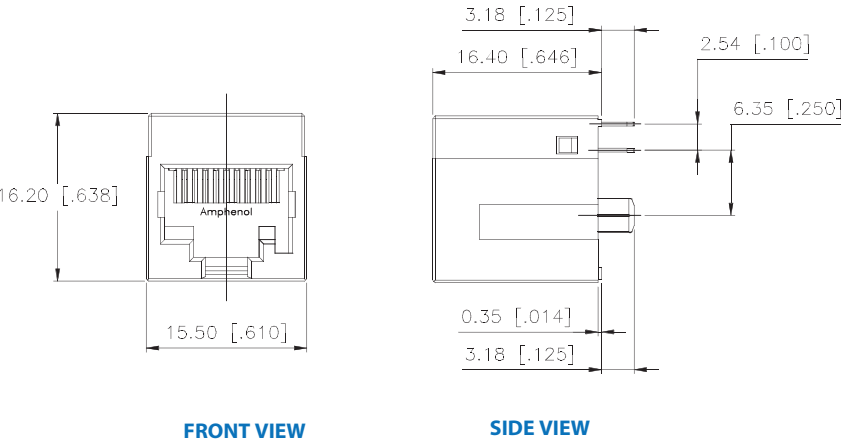
RJE74 - 1 X X - X X 1 X - X	
<b>Number of Ports</b>	<b>Options</b>
1 - 1 Port	Blank - PBT, tray, without Mylar
<b>Number of Positions</b>	A - High temp housing, tray without Mylar
8 - 8 Positions	H - High temp housing, Tape & Reel, with Mylar
A - 10 Positions	<b>Modifier</b>
<b>Number of Contacts</b>	0 - Standard product
8 - 8 Contacts	1 - With RMK4 keying
A - 10 Contacts	<b>Panel Stop Option</b>
<b>Shield Options</b>	1 - No panel stop
0 - No shield	<b>Contact Plating</b>
1 - Full shield	1 - 6μ" Gold plating
	2 - 15μ" Gold plating
	3 - 30μ" Gold plating
	4 - 50μ" Gold plating

Didn't find what you were looking for?  
Please contact [sales@amphenolcanada.com](mailto:sales@amphenolcanada.com) and let us know what you need.

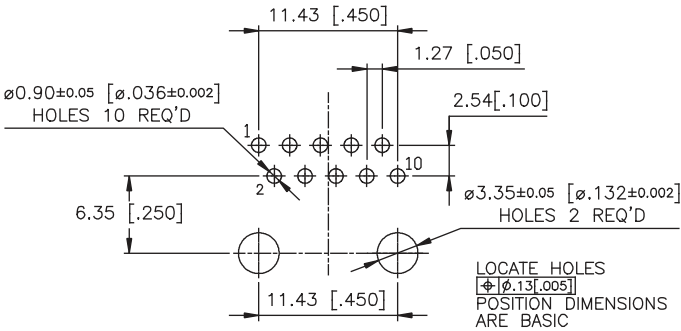
# RJE74

SINGLE PORT

## Single Port Non-Shielded with Keying

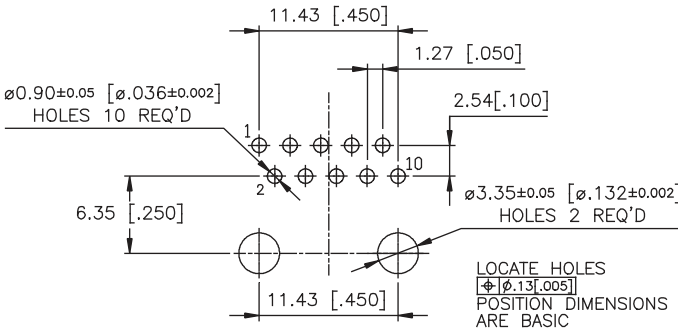
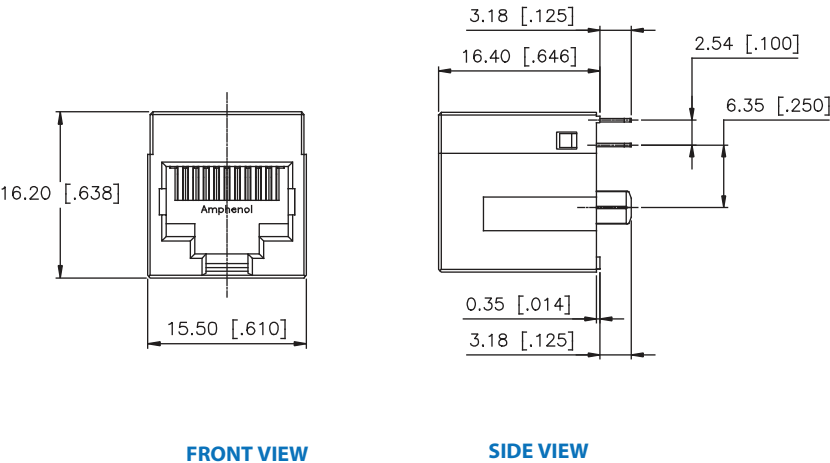


\* All drawings are measured in millimeters [inches]  
**RJE74-1AA-0X11**



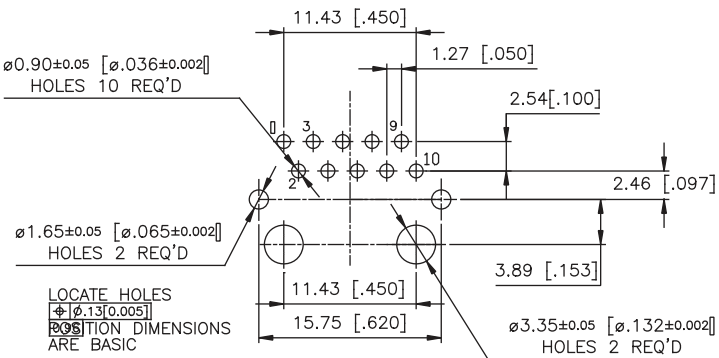
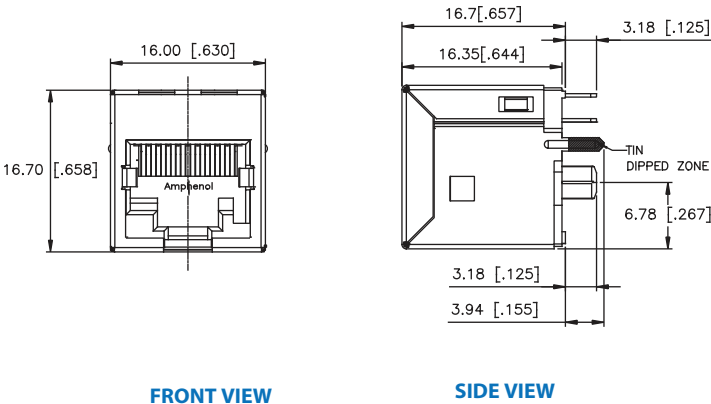
## Non-Shielded

**RJE74-1AA-0X10**



## Shielded with Keying

**RJE74-1AA-1X11**






# RJE88

SINGLE PORT, VERTICAL, WITH LEDS

## Right Angled, Recessed, Low Profile

Vertical through-hole (THT) in single port RJ45 configurations with full shield or superior EMI protection. A variety of LED options for link activity and network verification are available. Made with high temperature composite and when accompanied with our high temperature resistant LEDs, these connectors are well suited for the IR Reflow process.



## Specifications

### Material

<b>Insulator:</b>	High temp. thermoplastic; Complies with UL 94V-0; Black
<b>Contacts:</b>	Phosphor bronze hard temper with gold thickness option (6μ", 15μ", 30μ", 50μ") over 50μ" min. nickel on contact mating area; 100μ" min. matte tin on solder tail
<b>Shield:</b>	Stainless steel with tin dipped tails
<b>LED:</b>	Tin plating on LED tails

<b>LED Reverse Voltage:</b>	5 Volts min.
<b>LED Light Intensity:</b>	0.4 -1.5 mCd at 2mA (for single colors) 0.5 mCd min. at 2mA (for bicolors)
<b>LED Wave Length:</b>	Yellow: 587± 7 nm measured at 20mA Green: 565 ± 6 nm measured at 20mA Red: 625 ± 5 nm measured at 20mA

### Electrical

<b>Contact Resistance:</b>	20 mΩ max.
<b>Insulation Resistance:</b>	500 MΩ min. at 500V DC for 2 minutes max.
<b>Current Rating:</b>	1.5 Amps
<b>Voltage Rating:</b>	125 Volts AC
<b>DWV:</b>	1000 VAC, 60 Hz., 1 minute
<b>LED Forward DC Current:</b>	20mA
<b>LED Forward Voltage:</b>	1.9 Volts max. at 2mA (for single colors) 2.6 Volts max. at 20mA (for bicolors)

### Mechanical

<b>Insertion Force:</b>	5 lbs. max.
<b>Pull Retention Force:</b>	20 lbs. min.
<b>Durability:</b>	750 mating & unmating cycles
<b>Recommended Soldering Temperature:</b>	Wave soldering peaked at 260°C for 5 seconds max. Connectors without LEDs are suitable for IR Reflow
<b>Operating Temperature:</b>	-55°C to + 85°C

## Ordering Information

<b>RJE88</b>	<b>-</b>	<b>1</b>	<b>8</b>	<b>8</b>	<b>-</b>	<b>X</b>	<b>X</b>	<b>X</b>	<b>X</b>	<b>-</b>	<b>T</b>
<b>Number of Ports</b>		1 - 1 Port									
<b>Number of Positions</b>			8 - 8 Positions								
<b>Number of Contacts</b>				8 - 8 Contacts							
<b>Shield Options</b>					0 - No shield						
					1 - Shield with PCB tabs,no top and bottom tabs						
					2 - Shield with PCB tabs and top and bottom tabs						
<b>Packaging</b>											Blank - Tray T - Tape & Reel
<b>Modifier</b>											0 - Tail length = 2.7mm (0.11") A - Tail length = 3.5mm (0.14")
<b>LED Options</b>											Please refer to page 69 for options
<b>Contact Plating</b>											1 - 6μ" Gold plating 2 - 15μ" Gold plating 3 - 30μ" Gold plating 4 - 50μ" Gold plating

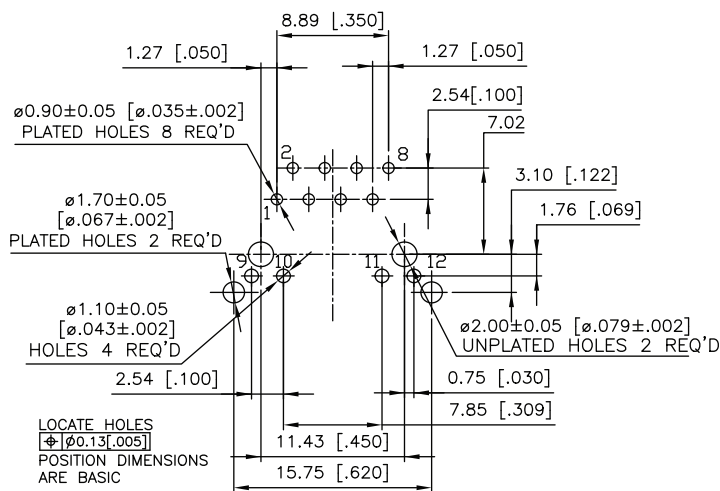
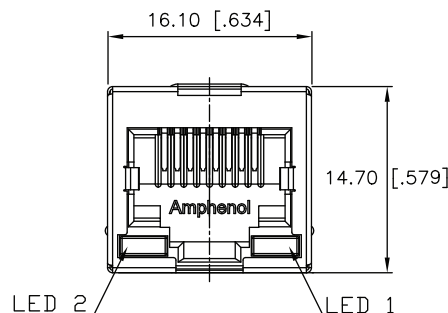
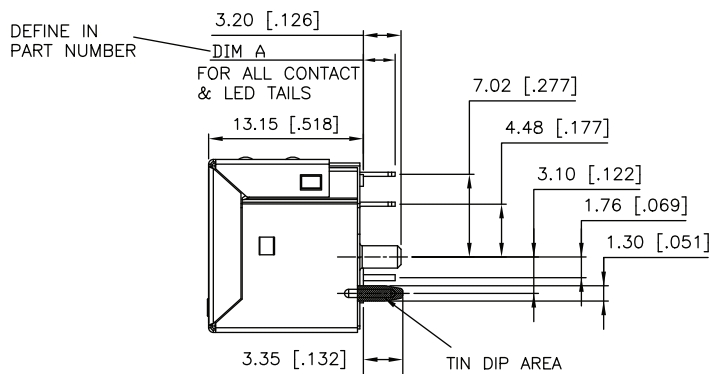
# RJE88

SINGLE PORT, VERTICAL, WITH LEDS

\* All drawings are measured in millimeters [inches]

RJE88-188-1XXX

## Single Port Shielded



## Notes

## 2, 4, and 8 Ports with LEDs and Shield Options

The RJSAE is a RJ45 stackable connector that reduces component and labor costs by incorporating LEDs into the connector. Its stackable feature enables more ports with the same board space. With superior EMI performance, the option of configuring your connector with a Ferrite Filter is available to further reduce crosstalk in noisy applications. Amphenol Canada offers a variety of other options such as shielded and unshielded connectors as well as a variety of LED combinations and port configurations.



## Specifications

### Material

<b>Insulator:</b>	High temp. thermoplastic; with UL 94V-0; Black
<b>Contacts:</b>	Phosphor bronze hard temper with gold thickness options (6μ", 15μ", 30μ", 50μ") over 50μ" min. nickel on contact mating area; 100μ" min. matte tin plating on soldering tail
<b>Shield:</b>	Copper alloy; nickel plating/stainless steel and tin dipped tail (as specified in drawing)
<b>LED:</b>	Tin plating on LED tail

<b>LED Reverse Voltage:</b>	5 Volts min.
<b>LED Light Intensity:</b>	0.4 - 1.5 mCd min. at 2mA (for single colors) 0.5 mCd min. at 2mA (for bicolors)
<b>LED Wave Length:</b>	Yellow: 587± 7 nm measured at 20mA Green: 565 ± 6 nm measured at 20mA Red: 625 ± 5 nm measured at 20mA

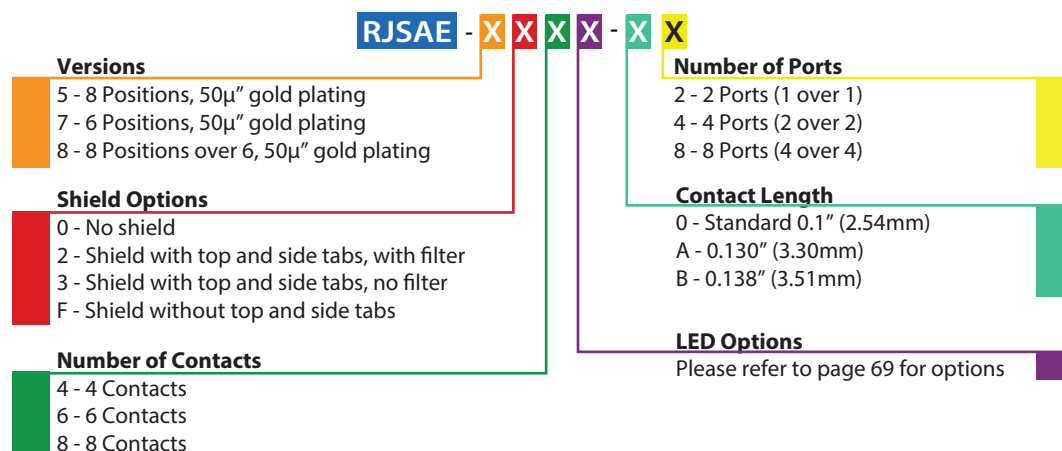
### Electrical

<b>Contact Resistance:</b>	20 mΩ max.
<b>Insulation Resistance:</b>	500 MΩ min. at 500V DC for 2 minutes max.
<b>Current Rating:</b>	1.5 Amps
<b>Voltage Rating:</b>	125 Volts AC
<b>DWV:</b>	Contact to Contact: 1000 VAC, 60 Hz. 1 minute Contact to Shield: 1500 VAC, 60 Hz., 1 minute
<b>LED Forward DC Current:</b>	20 mA typical
<b>LED Forward Voltage:</b>	1.9 Volts max. at 2mA (for single colors) 2.6 Volts max. at 20mA (for bicolors)

### Mechanical

<b>Insertion Force:</b>	5 lbs. max.
<b>Pull Retention Force:</b>	20 lbs. min.
<b>Durability:</b>	750 mating & unmating cycles
<b>Recommended Soldering Temperature:</b>	Wave soldering peaked at 260°C for 5 seconds max. Connectors without LEDs are suitable for IR Reflow; Reflow LEDs available
<b>Operating Temperature:</b>	-55°C to + 85°C
<b>UL File #:</b>	E135615
<b>CSA File #:</b>	150190

## Ordering Information

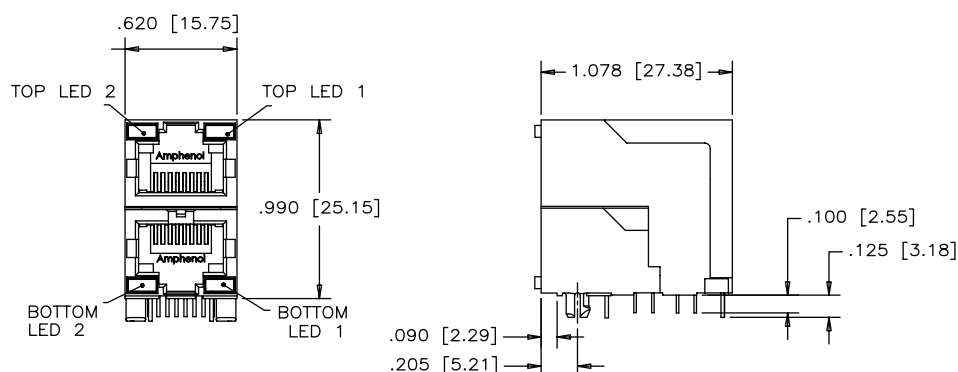


# RJSAE

2, 4, AND 8 PORTS WITH LEDS AND SHIELD OPTIONS

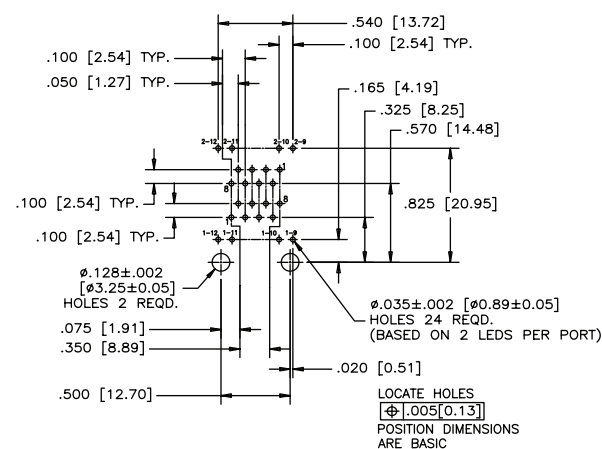
## Single Port Non-Shielded

**RJSAE-508X-02**



**FRONT VIEW**

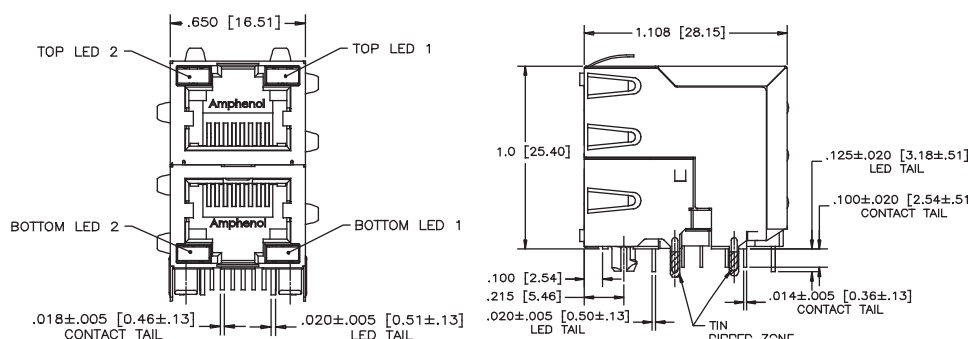
**SIDE VIEW**



**RECOMMENDED PCB LAYOUT**

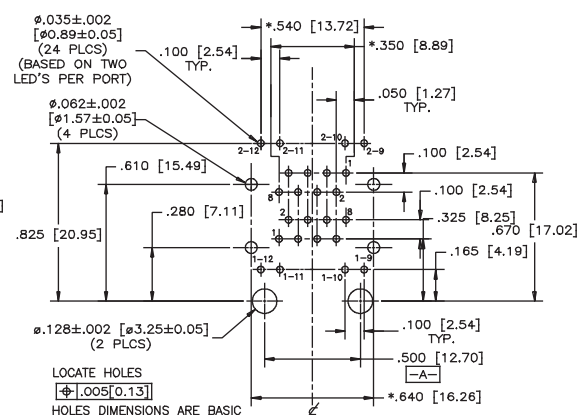
## Shielded

**RJSAE-538X-02**



**FRONT VIEW**

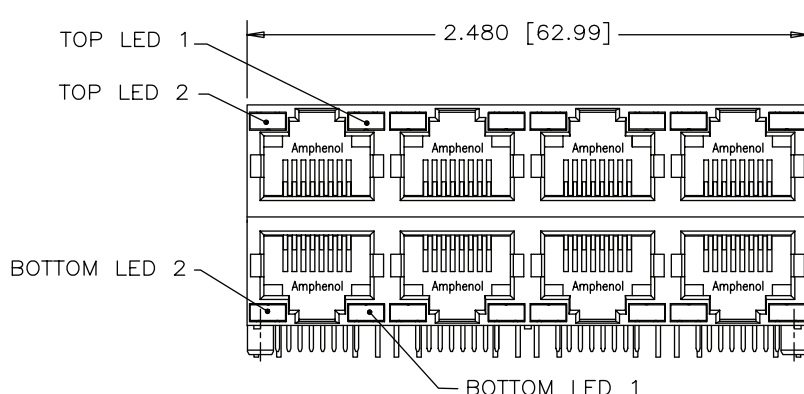
**SIDE VIEW**



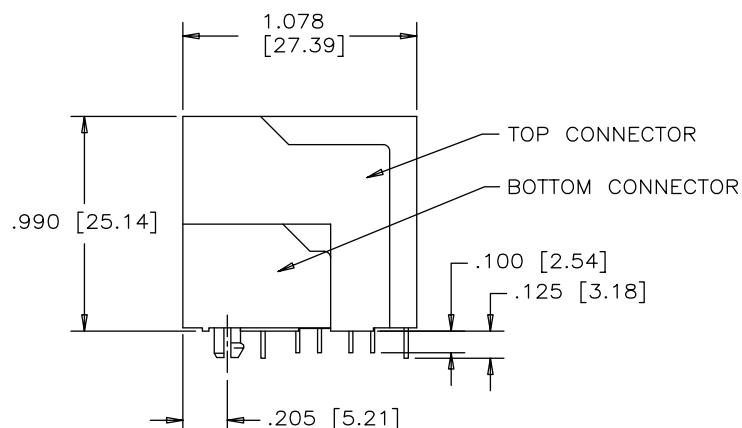
**RECOMMENDED PCB LAYOUT**

## Multi Port Non-Shielded

**RJSAE-508X-08**

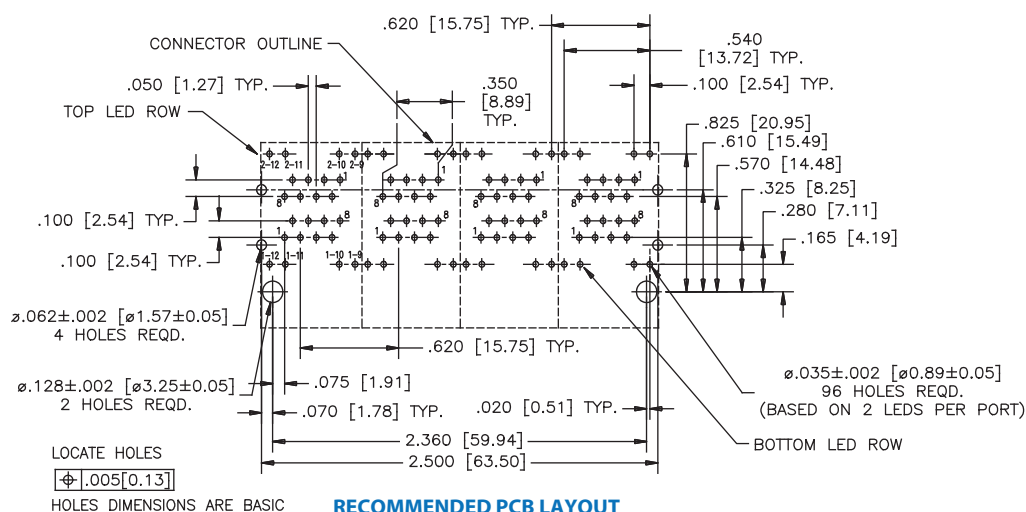
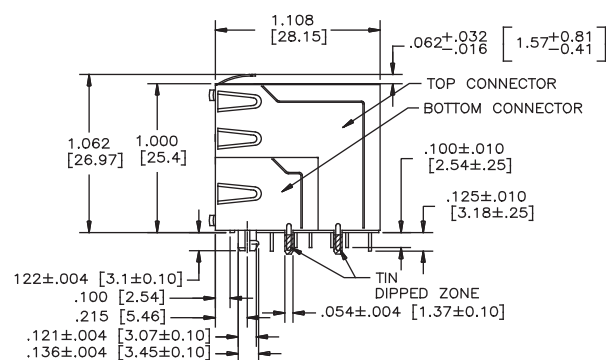
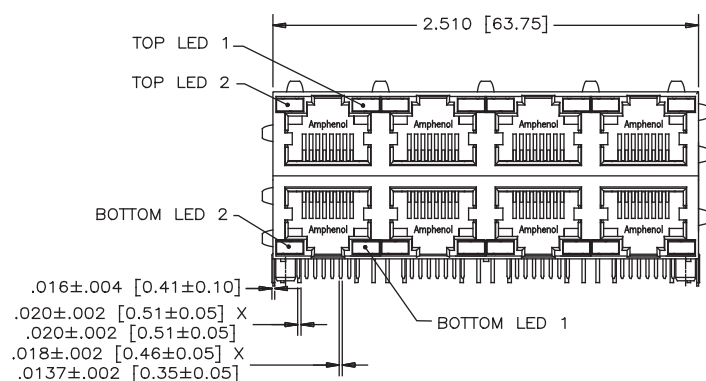


**FRONT VIEW**



**SIDE VIEW**


## RJSAE-538X-08





## 4 Over 4 Ports with LED and Shield Options

The RJSNE series is a stacked connector that offers LED options for link activity and network verification. It is available with or without shielding. The RJSNE series also includes a unique inner shield device to reduce the crosstalk between top and bottom ports.



## Specifications

### Material

<b>Insulator:</b>	Engineering thermoplastic; Complies with UL 94V-0; Black
<b>Contacts:</b>	Phosphor bronze hard temper with gold thickness options (6μ", 15μ", 30μ", 50μ" over 50μ" min. nickel on contact mating area; 100μ" min. matte tin plating on soldering tail
<b>Shield:</b>	Copper alloy; nickel plated/stainless steel with tin dipped tail
<b>LED:</b>	Pure tin plating on LED tail

<b>LED Reverse Voltage:</b>	5 Volts min.
<b>LED Light Intensity:</b>	0.4 - 1.5 mCd min. at 2mA (for single colors) 0.5 mCd min. at 2mA (for bicolors)
<b>LED Wave Length:</b>	Yellow: 587 ± 7 nm measured at 20mA Green: 565 ± 6 nm measured at 20mA Red: 625 ± 5 nm measured at 20mA

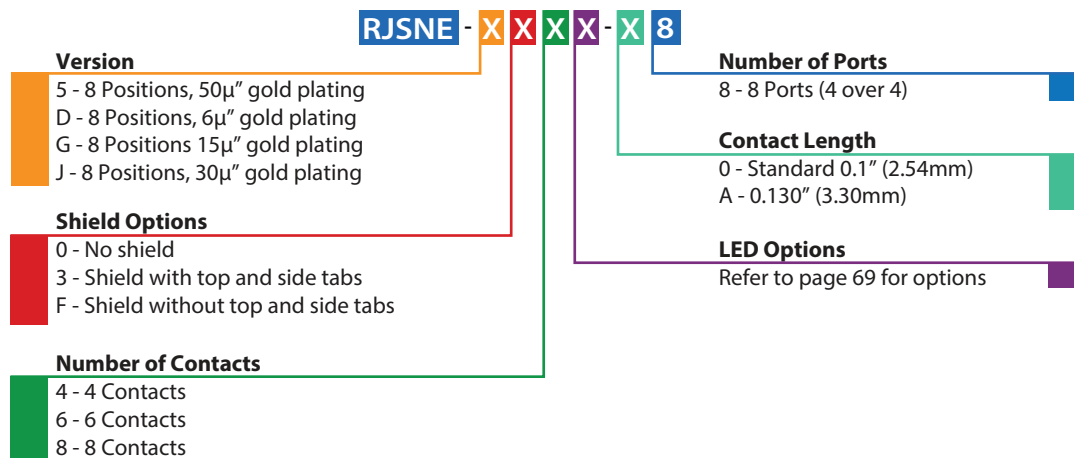
### Mechanical

<b>Insertion Force:</b>	5 lbs. max.
<b>Pull Retention Force:</b>	20 lbs. min.
<b>Durability:</b>	750 mating & unmating cycles
<b>Recommended Soldering Temperature:</b>	Wave soldering peaked at 260°C for 5 seconds max.
<b>Operating Temperature:</b>	-40°C to + 85°C
<b>UL File #:</b>	E135615
<b>CSA File #:</b>	150190

### Electrical

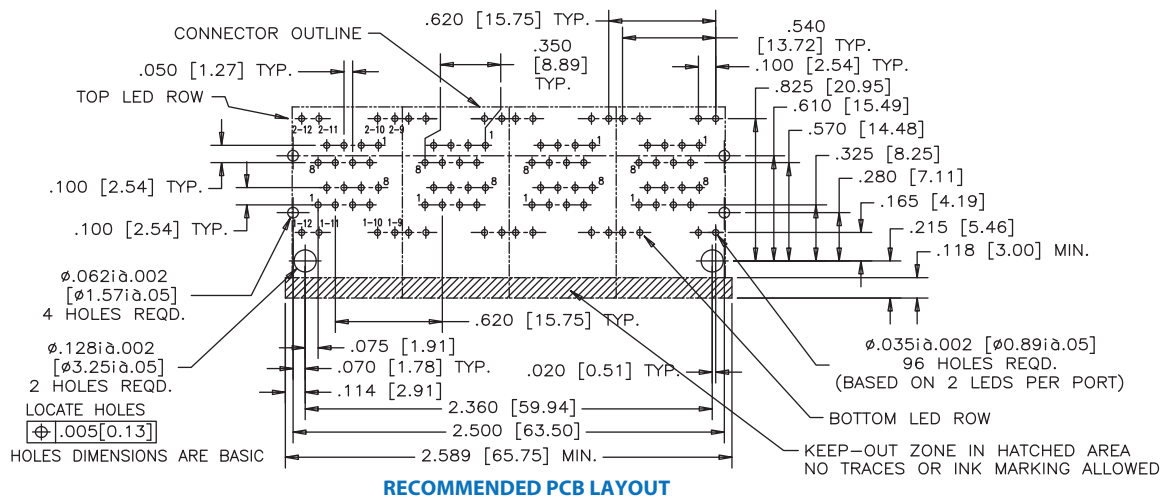
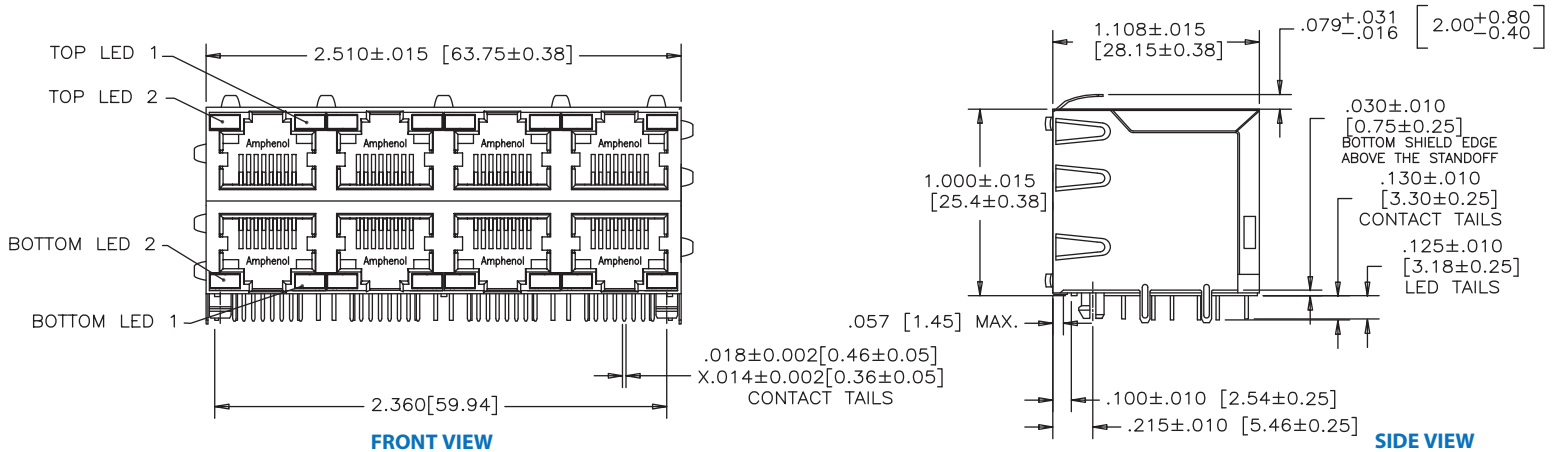
<b>Contact Resistance:</b>	20 mΩ max.
<b>Insulation Resistance:</b>	500 mΩ min. at 500V DC for 2 minutes max.
<b>Current Rating:</b>	1.5 Amps
<b>Voltage Rating:</b>	125 Volts AC
<b>DWV:</b>	1000 VAC, 60 Hz. 1 minute
<b>LED Forward DC Current:</b>	20 mA typical
<b>LED Forward Voltage:</b>	1.9 Volts max. at 2mA (for single colors) 2.6 Volts max. at 20mA (for bicolors)

## Ordering Information



## Single Port Non-Shielded

RJSNE-538X-X8



## Notes

# RJE48

CAT 5e, RIGHT ANGLED, LOW PROFILE

## Right Angled, Low Profile

The RJE48 series of modular jacks meet CAT5e performance per EIA-568-C.2. It supports Gigabit Ethernet Protocols. Shielding is available for increased EMI performance and LEDs for link activity and network verification.



## Specifications

### Material

<b>Insulator:</b>	High temp. thermoplastic; Complies with UL 94V-0; Black
<b>Contacts:</b>	Phosphor bronze hard temper with gold thickness option (6μ", 15μ", 30μ", 50C), over 50μ" min. nickel on contact mating area; 100μ" min. matte tin plating on solder tails
<b>Shield:</b>	Stainless steel with tin dipped tails
<b>LED:</b>	Tin plating on LED tails

<b>LED Reverse Voltage:</b>	5 Volts min.
<b>LED Light Intensity:</b>	0.4 -1.5 mCd at 2mA (for single colors) 0.5 mCd min. at 2mA (for bicolors)
<b>LED Wave Length:</b>	Yellow: 587± 7 nm measured at 20mA Green: 565 ± 6 nm measured at 20mA Red: 625 ± 5 nm measured at 20mA

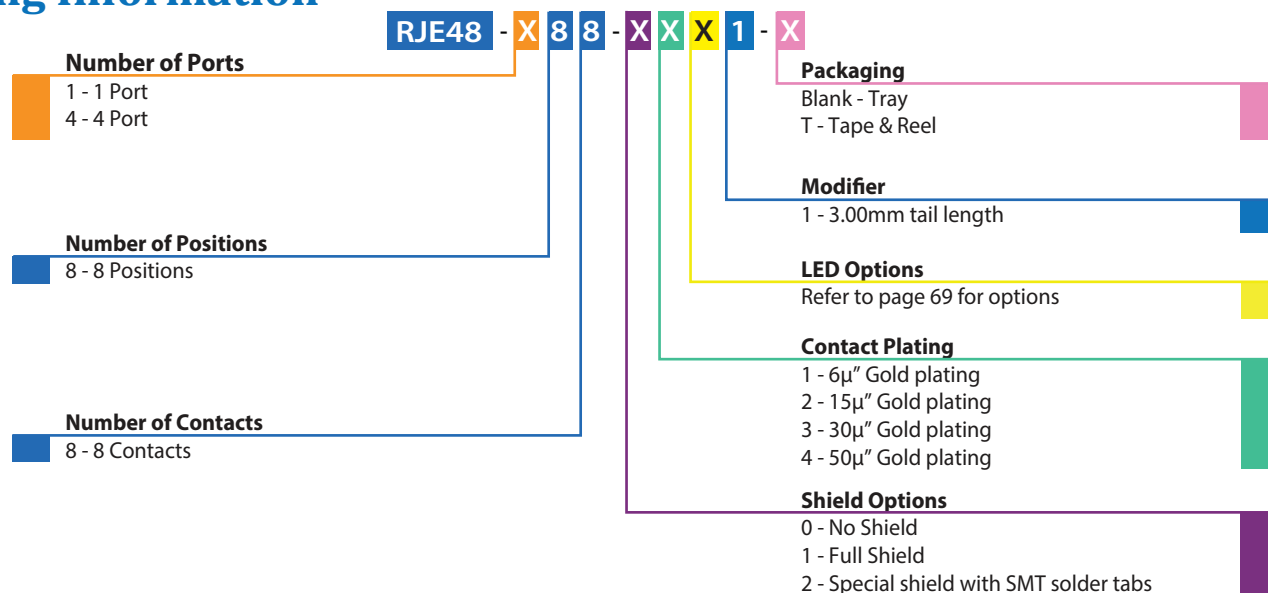
### Electrical

<b>Contact Resistance:</b>	20 mΩ max.
<b>Insulation Resistance:</b>	500 MΩ min. at 500V DC for 2 minutes max.
<b>Current Rating:</b>	1.25 Amps
<b>Voltage Rating:</b>	125 Volts AC
<b>DWV:</b>	1000 VAC, 60 Hz., 1 minute
<b>LED Forward DC Current:</b>	20mA typical
<b>LED Forward Voltage:</b>	1.9 Volts max. at 2mA (for single colors) 2.6 Volts max. at 20mA (for bicolors)

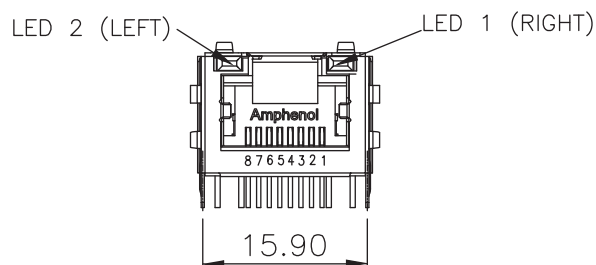
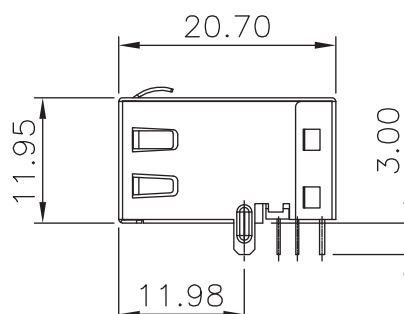
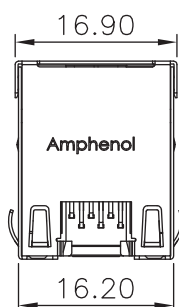
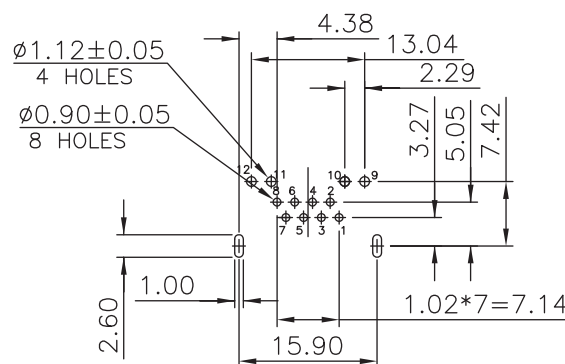
### Mechanical

<b>Insertion Force:</b>	5 lbs. max.
<b>Pull Retention Force:</b>	20 lbs. min.
<b>Durability:</b>	750 mating & unmating cycles
<b>Recommended Soldering Temperature:</b>	Wave soldering peaked at 260°C for 5 seconds max.
<b>Operating Temperature:</b>	-55°C to + 85°C

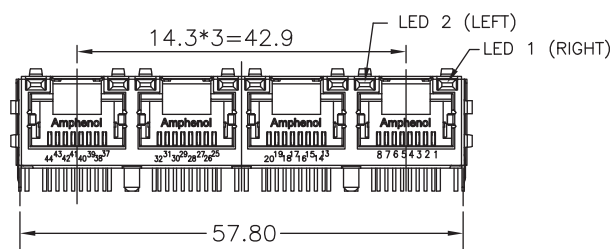
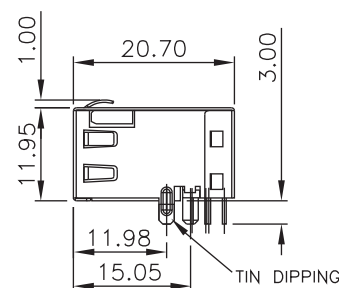
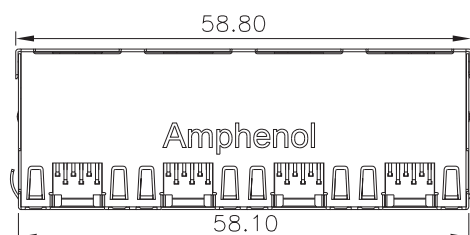
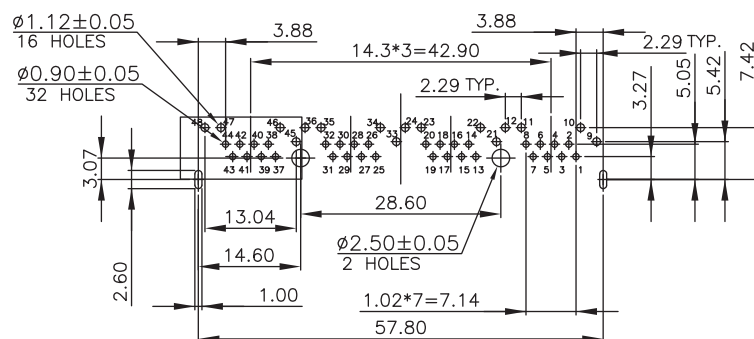
## Ordering Information



## Single Port Shielded

**RJE48-188-1XX1****FRONT VIEW****SIDE VIEW****TOP VIEW****RECOMMENDED PCB LAYOUT**

## Multi Port Shielded


**RJE48-488-1XX1****FRONT VIEW****SIDE VIEW****TOP VIEW****RECOMMENDED PCB LAYOUT**

# RJE58

CAT 5e, RIGHT ANGLED, STANDARD PROFILE

## Right Angled, Standard Profile

The RJE58 series of modular jacks meet CAT5e performance per EIA-568-C.2. It supports Gigabit Ethernet Protocols. Shielding is available for increased EMI performance and LEDs for link activity and network speed verification.



## Specifications

### Material

<b>Insulator:</b>	High temp. thermoplastic; Complies with UL 94V-0; Black
<b>Contacts:</b>	Phosphor bronze hard temper with gold thickness option (6μ", 15μ", 30μ", 50μ") over 50μ" min. nickel on contact mating area; 100μ" min. matte tin plating on solder tails
<b>Shield:</b>	Stainless steel with tin dipped tails
<b>LED:</b>	Tin plating on LED tails

<b>LED Reverse Voltage:</b>	5 Volts min.
<b>LED Light Intensity:</b>	0.4 -1.5 mCd at 2mA (for single colors) 0.5 mCd min. at 2mA (for bi-colors)
<b>LED Wave Length:</b>	Yellow: 587± 7 nm measured at 20mA Green: 565 ± 6 nm measured at 20mA Red: 625 ± 5 nm measured at 20mA

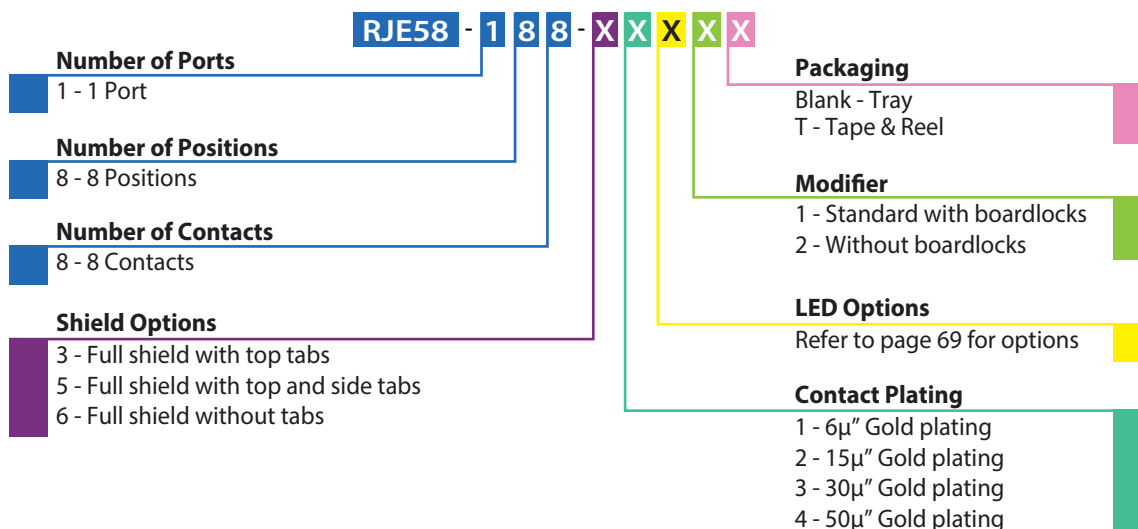
### Electrical

<b>Contact Resistance:</b>	20 mΩ max.
<b>Insulation Resistance:</b>	500 MΩ min. at 500V DC for 2 minutes. max.
<b>Current Rating:</b>	1.25 Amps
<b>Voltage Rating:</b>	125 Volts AC
<b>DWV:</b>	1000 VAC, 60 Hz. 1 minute
<b>LED Forward DC Current:</b>	20mA typical
<b>LED Forward Voltage:</b>	1.9 Volts max. at 2mA (for single colors) 2.6 Volts max. at 20mA (for bicolours)

### Mechanical

<b>Insertion Force:</b>	5 lbs. max.
<b>Pull Retention Force:</b>	20 lbs. min.
<b>Durability:</b>	750 mating & unmating cycles
<b>Recommended Soldering Temperature:</b>	IR Reflow peaked at 260°C for 5 seconds max.
<b>Operating Temperature:</b>	-55°C to + 85°C

## Ordering Information



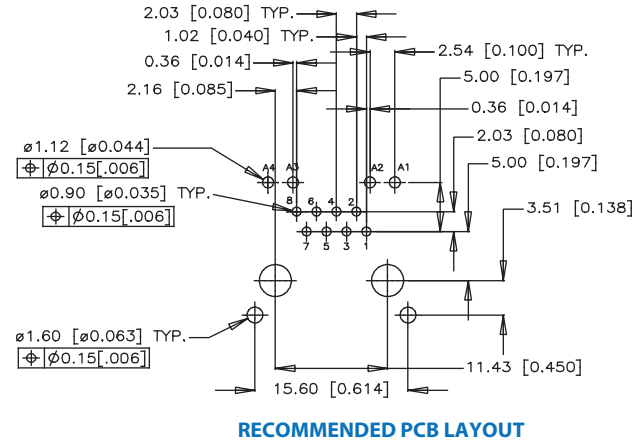
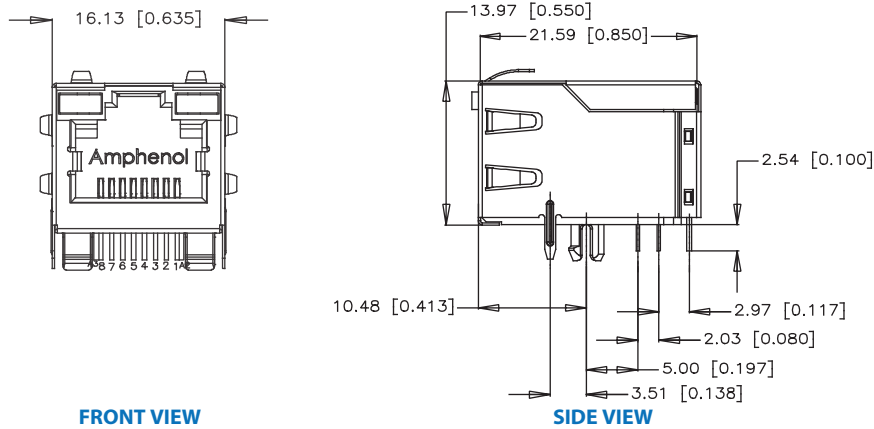


# RJE58

CAT 5e, RIGHT ANGLED, STANDARD PROFILE

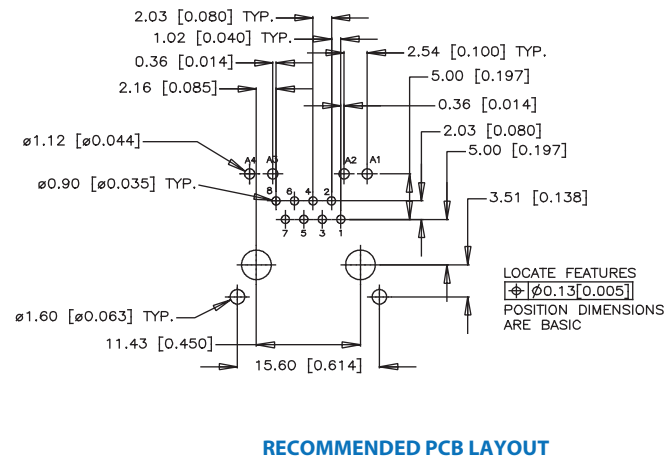
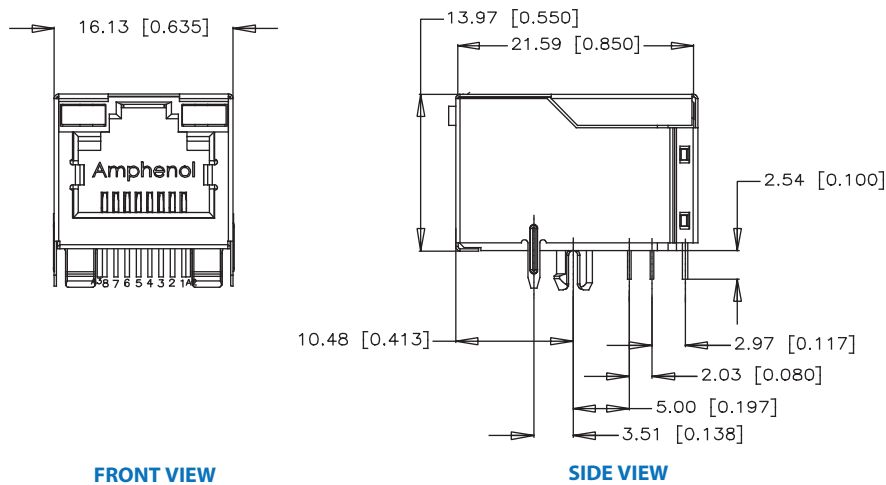
## Single Port Shielded - Option 5

RJE58-188-5XX1



## Shielded - Option 6

RJE58-188-6XX1




## Notes

# RJE72

CAT 5e, RIGHT ANGLED, RECESSED, LOW PROFILE

## Right Angled, Recessed, Low Profile

The RJE72 series of modular jacks meet CAT5e performance per EIA-568-C.2. It supports Gigabit Ethernet Protocols. Shielding available for increased EMI performance and LEDs for link activity and network speed verification.



## Specifications

### Material

<b>Insulator:</b>	High temp. thermoplastic; Complies with UL 94V-0; Black
<b>Contacts:</b>	Phosphor bronze hard temper with gold thickness option (6μ", 15μ", 30μ", 50μ"), over 50μ" min. nickel on contact mating area; 100μ" min. matte tin on solder tail
<b>Shield:</b>	Stainless steel with tin dipped tails
<b>LED:</b>	Tin plating on LED tails

<b>LED Reverse Voltage:</b>	5 Volts min.
<b>LED Light Intensity:</b>	0.4 -1.5 mCd at 2mA (for single colors) 0.5 mCd at 2mA (for bicolors)
<b>LED Wave Length:</b>	Yellow: 587± 7 nm measured at 20mA Green: 565 ± 6 nm measured at 20mA Red: 625 ± 5 nm measured at 20mA

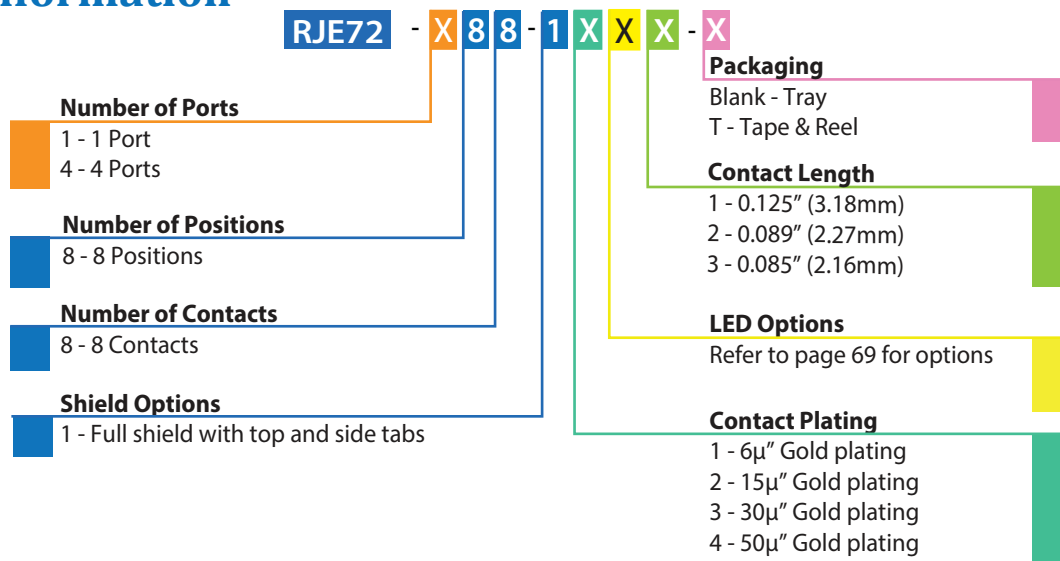
### Electrical

<b>Contact Resistance:</b>	20 mΩ max.
<b>Insulation Resistance:</b>	500 MΩ min. at 500V DC for 2 minutes max.
<b>Current Rating:</b>	1.25 Amps
<b>Voltage Rating:</b>	125 Volts AC
<b>DWV:</b>	1000 VAC, 60 Hz. 1 minute
<b>LED Forward DC Current:</b>	20mA typical
<b>LED Forward Voltage:</b>	1.9 Volts max. at 2mA (for single colors) 2.6 Volts max. at 20mA (for bicolors)

### Mechanical

<b>Insertion Force:</b>	5 lbs. max.
<b>Pull Retention Force:</b>	20 lbs. min.
<b>Durability:</b>	750 mating & unmating cycles
<b>Recommended Soldering Temperature:</b>	IR Reflow peaked at 260°C for 5 seconds max.
<b>Operating Temperature:</b>	-55°C to + 85°C
<b>UL File #:</b>	E135615

## Ordering Information



## Single Port



## Multi Port



# RJE71

CAT 6, RIGHT ANGLED, RECESSED, LOW PROFILE

## Right Angled, Recessed, Low Profile

The RJE71 series of modular jacks meet CAT6 performance per EIA-568-C.2. It supports Gigabit Ethernet Protocols. Shielding available for increased EMI performance and LEDs for link activity and network speed verification.



## Specifications

### Material

<b>Insulator:</b>	High temp. thermoplastic; Complies with UL 94V-0; Black
<b>Contacts:</b>	Phosphor bronze hard temper with gold thickness option (6µ", 15µ", 30µ", 50µ"), over 50µ" min. nickel on contact mating area; 100µ" min. matte tin on solder tail
<b>Shield:</b>	Stainless steel with tin dipped tails
<b>LED:</b>	Tin plating on LED tails

### Electrical

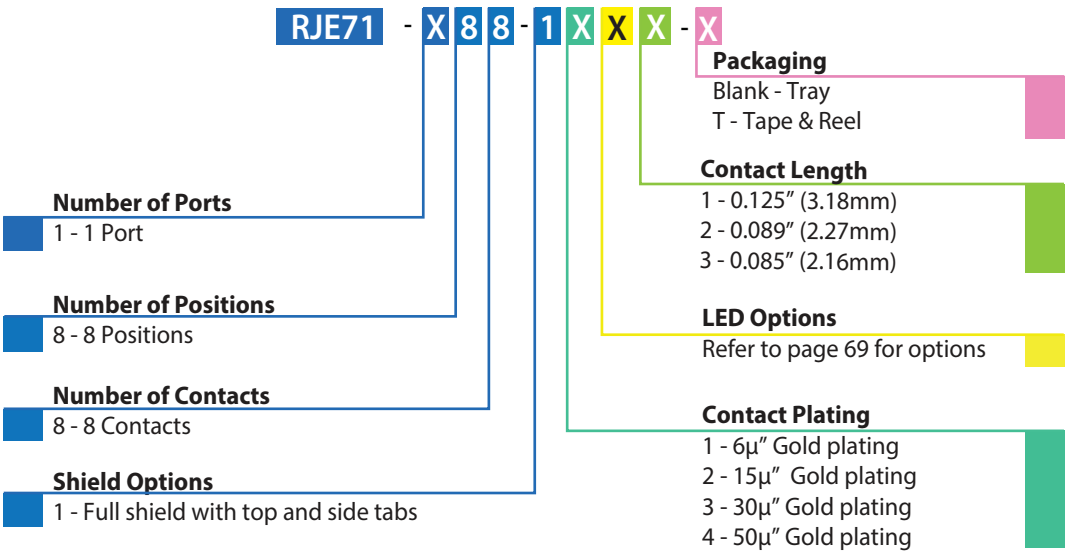
<b>Contact Resistance:</b>	20 mΩ max.
<b>Insulation Resistance:</b>	500 MΩ min. at 500V DC for 2 minutes max.
<b>Current Rating:</b>	1.5 Amps
<b>Voltage Rating:</b>	125 Volts AC
<b>DWV:</b>	1000 VAC, 60 Hz. 1 minute
<b>LED Forward DC Current:</b>	20mA typical
<b>LED Forward Voltage:</b>	1.9 Volts max. at 2mA (for single colors) 2.6 Volts max. at 20mA (for bicolors)

<b>LED Reverse Voltage:</b>	5 Volts min.
<b>LED Light Intensity:</b>	0.4 -1.5 mCd at 2mA (for single colors) 0.5 mCd at 2mA (for bicolors)
<b>LED Wave Length:</b>	Yellow: 587± 7 nm measured at 20mA Green: 565 ± 6 nm measured at 20mA Red: 625 ± 5 nm measured at 20mA

### Mechanical

<b>Insertion Force:</b>	5 lbs. max.
<b>Pull Retention Force:</b>	20 lbs. min.
<b>Durability:</b>	750 mating & unmating cycles
<b>Recommended Soldering Temperature:</b>	Wave soldering peaked at 260°C for 5 seconds max.
<b>Operating Temperature:</b>	-55°C to + 85°C
<b>UL File #:</b>	E135615

## Ordering Information

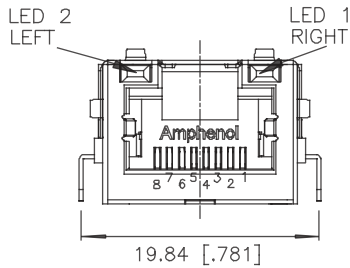


# RJE71

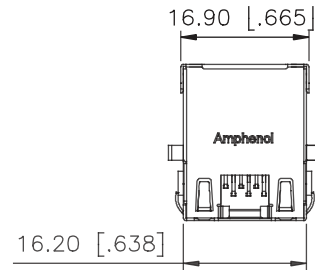
CAT 6, RIGHT ANGLED, RECESSED, LOW PROFILE

## Single Port

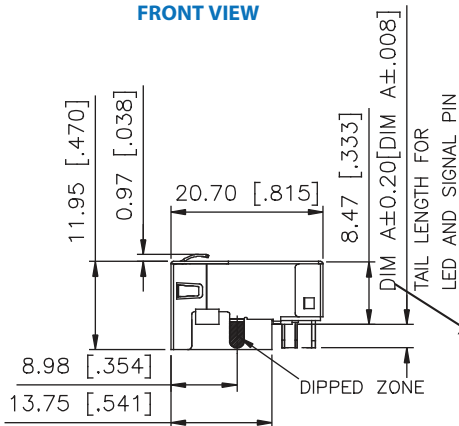
RJE71-188-1XXX



FRONT VIEW

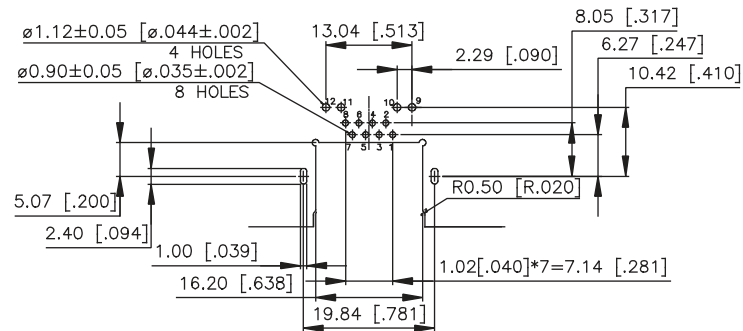


TOP VIEW



SIDE VIEW

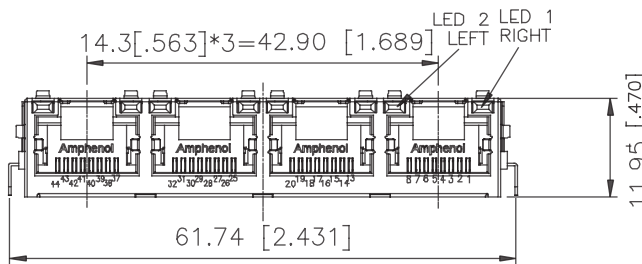
Part Number	DIM A
RJE71-188-1XX1	3.18[0.125]
RJE71-188-1XX2	2.27[0.089]
RJE71-188-1XX3	2.16[0.085]



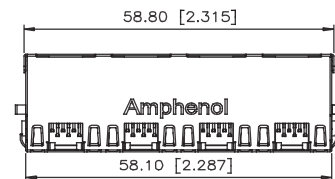
RECOMMENDED PCB LAYOUT

## Multi Port

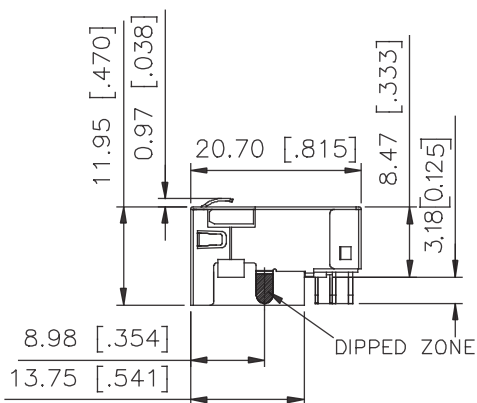
RJE71-488-1XX1



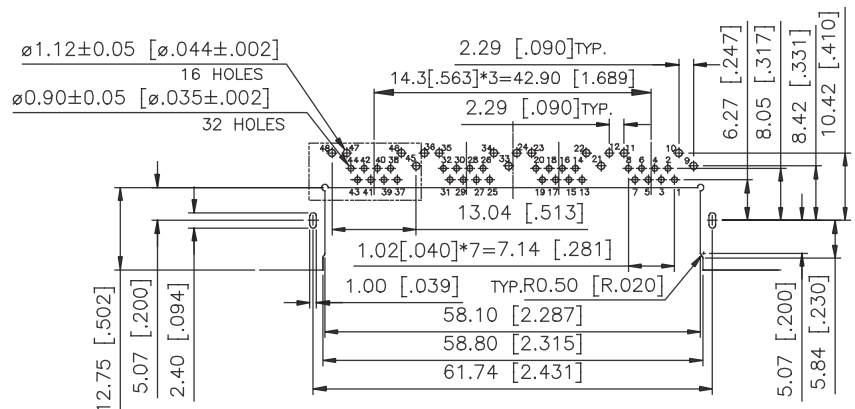
FRONT VIEW



TOP VIEW



SIDE VIEW



RECOMMENDED PCB LAYOUT



# RJE45

CAT 6, SINGLE PORT

## CAT 6, Single Port

The RJE45 series of modular jacks meet CAT6 performance per EIA-568-C.2. It supports Gigabit Ethernet Protocols and 10 Gig links in applications up to 50m. Shielding available for increased EMI performance and LEDs for link activity and network speed verification.



## Specifications

### Material

<b>Insulator:</b>	High temp. thermoplastic; Complies with UL 94V-0; Black
<b>Contacts:</b>	Phosphor bronze hard temper with gold thickness options (6μ", 15μ", 30μ", 50μ"), over 50μ" min. nickel on contact mating area; 100μ" min. matte tin plating on solder tails

### LED Light Intensity:

0.4 -1.5 mCd at 2mA

### LED Wave Length:

Yellow: 587± 7 nm measured at 20mA  
 Green: 565 ± 6 nm measured at 20mA  
 Red: 625 ± 5 nm measured at 20mA

### Electrical

<b>Contact Resistance:</b>	20 mΩ max.
<b>Insulation Resistance:</b>	500 MΩ min. at 500V DC for 2 minutes max.
<b>Current Rating:</b>	1.25 Amps
<b>Voltage Rating:</b>	125 Volts AC
<b>DWV:</b>	1000 VAC, 60 Hz., 1 minute
<b>LED Forward DC Current:</b>	20mA typical
<b>LED Forward Voltage:</b>	1.9 Volts max. at 2mA
<b>LED Reverse Voltage:</b>	5 Volts min.

### Mechanical

<b>Insertion Force:</b>	5 lbs. max.
<b>Pull Retention Force:</b>	20 lbs. min.
<b>Durability:</b>	750 mating & unmating cycles
<b>Recommended Soldering Temperature:</b>	Wave soldering peaked at 260°C for 10 seconds or lead free reflow soldering up to 260°C for 10 seconds for one cycle with an LED defect rate of no more than 1000ppm

### Operating Temperature

-55°C to + 85°C

## Ordering Information

RJE45 - 1 8 8 - X X X - X	
<b>Number of Ports</b>	1 - 1 Port
<b>Number of Positions</b>	8 - 8 Positions
<b>Number of Contacts</b>	8 - 8 Contacts
<b>Shield Options</b>	0 - No Shield 1 - Shield with PCB tabs and side tabs 2 - Shield with PCB tabs, no side tabs
<b>Packaging</b>	Blank - Tray T - Tape & Reel
<b>Housing Options</b>	1 - Standard, black housing, contact and LED tail length 0.130" 2 - Black housing, contact and LED tail length 0.130", with flange
<b>LED Options</b>	Refer to page 69 for options
<b>Contact Plating</b>	1 - 6μ" Gold plating 2 - 15μ" Gold plating 3 - 30μ" Gold plating 4 - 50 μ" Gold plating

Didn't find what you were looking for?

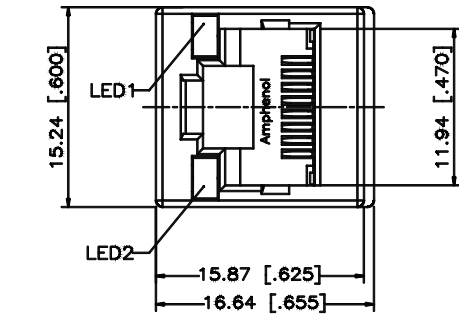
Please contact [sales@amphenolcanada.com](mailto:sales@amphenolcanada.com) and let us know what you need.

# RJE45

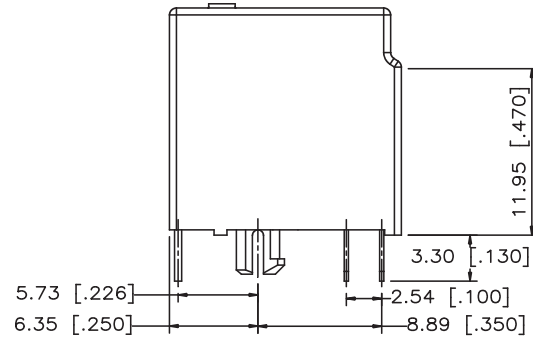
CAT 6, SINGLE PORT

## Single Port Non-Shielded

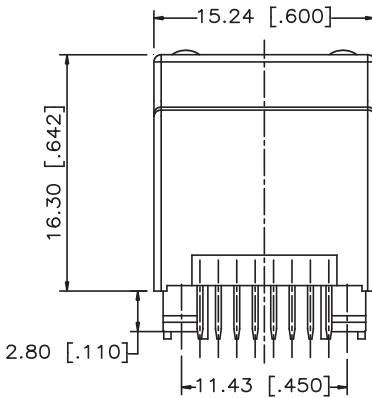
RJE45-188-0XX1



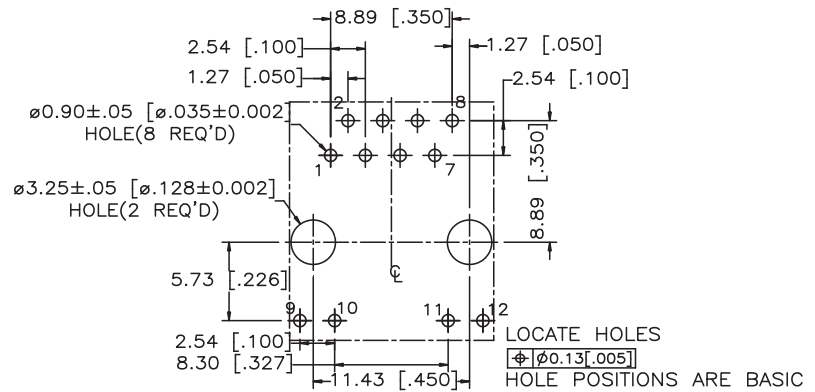
FRONT VIEW



TOP VIEW



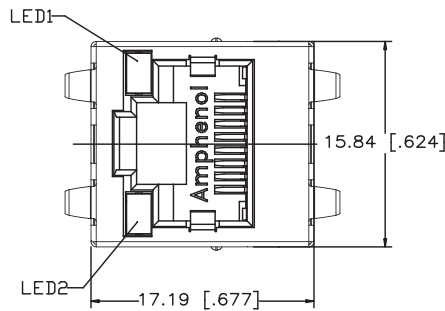
SIDE VIEW



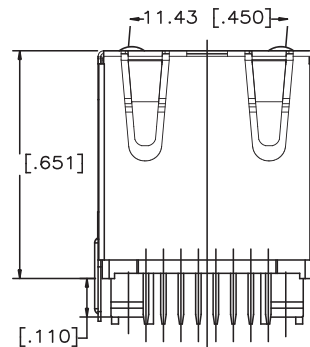
RECOMMENDED PCB LAYOUT

## Shielded

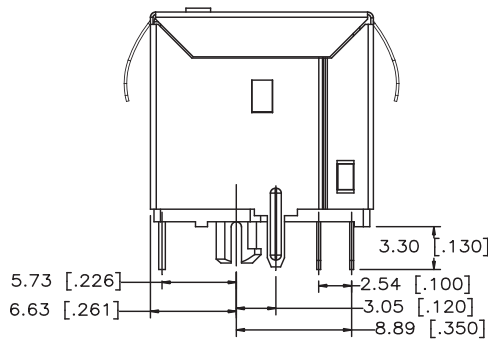
RJE45-188-1XX1



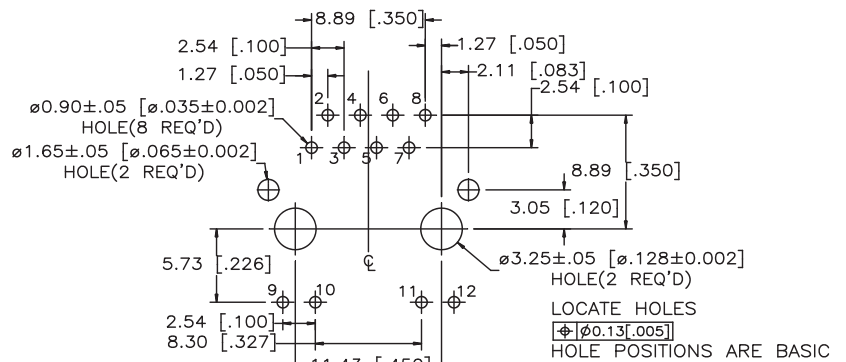
FRONT VIEW



TOP VIEW



SIDE VIEW



RECOMMENDED PCB LAYOUT

# RJE17

RJ 45 COUPLER

## RJ45 Coupler

The RJE17 coupler provides connections through barriers such as equipment covers and panels. They are locked into place with a panel latch for secure mounting. Available in CAT3 and CAT5 performance. The added shielding provides optional EMI protection.



## Specifications

### Material

<b>Insulator:</b>	Engineering thermoplastic; Complies with UL 94V-0; Black
<b>Contacts:</b>	Phosphor bronze hard temper with gold thickness options (30μ", 50μ") over 50μ" min. nickel on contact mating area
<b>Shield:</b>	Stainless steel

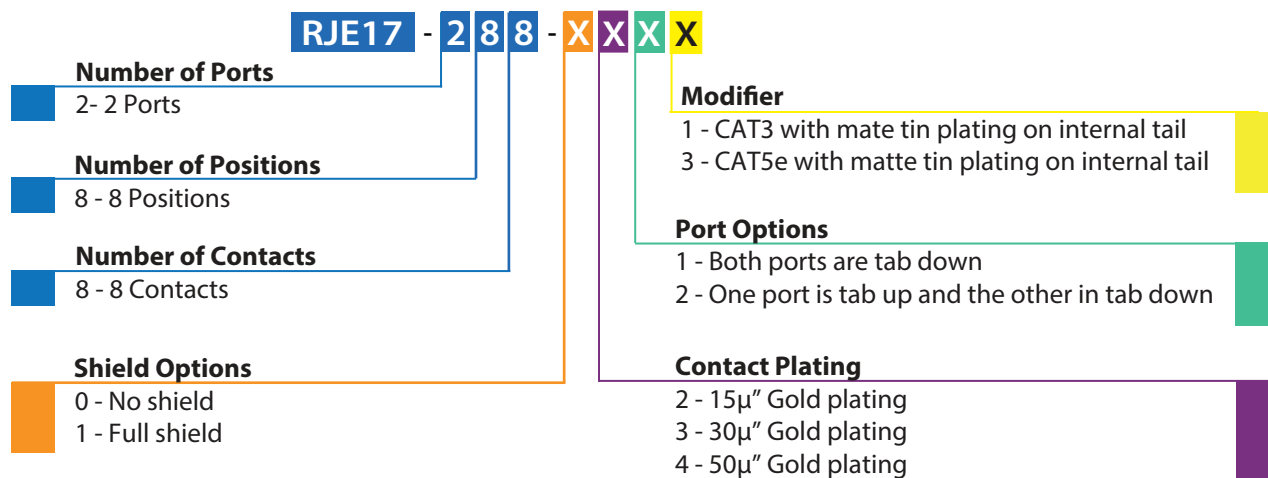
### Mechanical

<b>Insertion Force:</b>	5 lbs. max.
<b>Pull Retention Force:</b>	20 lbs. min.
<b>Durability:</b>	750 mating & unmating cycles
<b>Operating Temperature:</b>	-40°C to +85°C

### Electrical

<b>Contact Resistance:</b>	20 mΩ max.
<b>Insulation Resistance:</b>	500 MΩ min. at 500V DC for 2 minutes max.
<b>Current Rating:</b>	1.5 Amps
<b>Voltage Rating:</b>	125 Volts AC
<b>DWV:</b>	1000 VAC, 60 Hz. 1 minute

## Ordering Information



Didn't find what you were looking for?

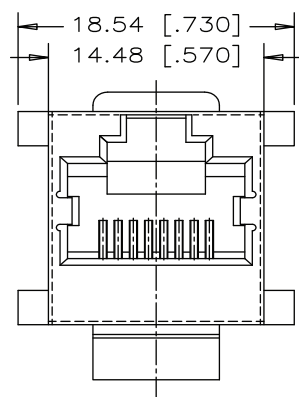
Please contact [sales@amphenolcanada.com](mailto:sales@amphenolcanada.com) and let us know what you need.

# RJE17

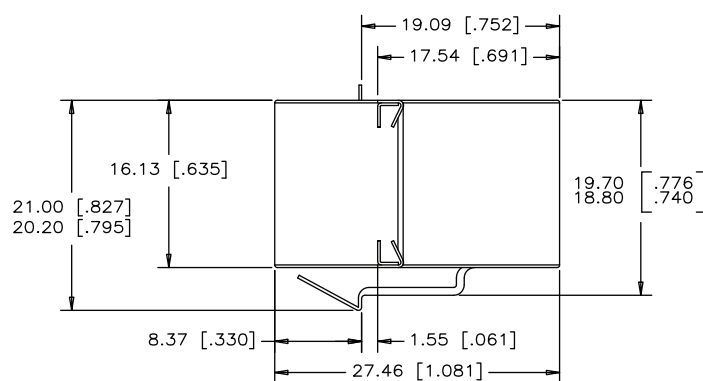
RJ45 COUPLER

## Single Port Shielded

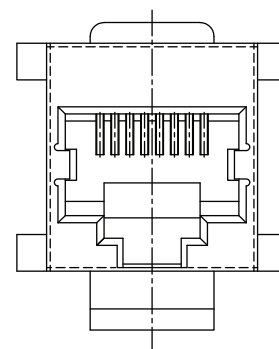
RJE17-288-1X21



FRONT VIEW



SIDE VIEW



REAR VIEW

## Notes

# LED OPTIONS

## LED Designation

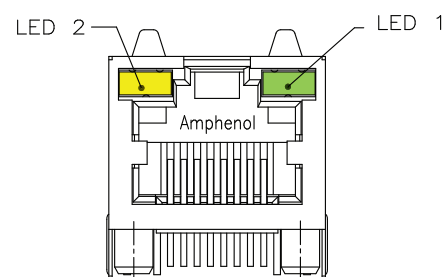
Ex. RJHSE - 538X\*

LED Code	LED 2 Left		LED 1 Right	
0	Blocked		Blocked	
1	Yellow		Green	
2	Blocked		Green	
3	Yellow		Blocked	
4	Green		Yellow	
5	Green		Green	
6	Yellow		Yellow	
7	Red		Green	
8	Green		Red	
9	Green		Blocked	
A	Green	Yellow	Green	Yellow
B	Red	Green	Red	Green
C	Red	Green	Green	Yellow
D	Green		Green	Yellow
E	Yellow		Green	Yellow
F	Green	Yellow	Yellow	
G	Green	Orange	Green	Orange
H	Green	Yellow	Green	
J	Red	Green	Yellow	
K	Yellow		Green	Orange
L	Green	Yellow	Red	
M	Red		Yellow	
N	Green	Red	Green	Yellow
P	Green		Red	Green
R	Green	Orange	Green	
T	Red		Red	
V	Red	Green	Green	

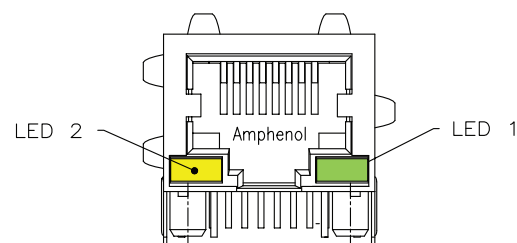
### \*LED Designation Code

Note: A black X in the part number refers to the LED designation code for all drawings in this catalogue.

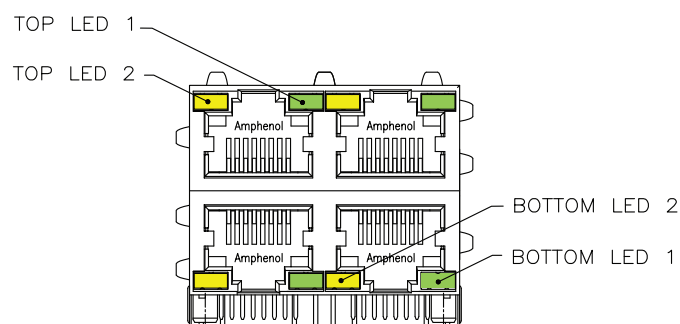
#### For Right Angle Connectors:



#### For Vertical Connectors:



#### For Stacked Connectors:



Other LED options are available. If you do not see what you're looking for, please email [sales@amphenolcanada.com](mailto:sales@amphenolcanada.com) to request the complete the LED ordering options.



# NOTES



# Amphenol®

*Now You're Connected!*

Location:  
605 Milner Avenue  
Toronto, Ontario  
Canada, M1B 5X6

[amphenolcanada.com](http://amphenolcanada.com)  
Telephone: (416) 754-5656  
Fax: (416) 754-8668  
[sales@amphenolcanada.com](mailto:sales@amphenolcanada.com)  
All specifications are subject to change without notice.

Компания «Океан Электроники» предлагает заключение долгосрочных отношений при поставках импортных электронных компонентов на взаимовыгодных условиях!

Наши преимущества:

- Поставка оригинальных импортных электронных компонентов напрямую с производств Америки, Европы и Азии, а так же с крупнейших складов мира;
- Широкая линейка поставок активных и пассивных импортных электронных компонентов (более 30 млн. наименований);
- Поставка сложных, дефицитных, либо снятых с производства позиций;
- Оперативные сроки поставки под заказ (от 5 рабочих дней);
- Экспресс доставка в любую точку России;
- Помощь Конструкторского Отдела и консультации квалифицированных инженеров;
- Техническая поддержка проекта, помощь в подборе аналогов, поставка прототипов;
- Поставка электронных компонентов под контролем ВП;
- Система менеджмента качества сертифицирована по Международному стандарту ISO 9001;
- При необходимости вся продукция военного и аэрокосмического назначения проходит испытания и сертификацию в лаборатории (по согласованию с заказчиком);
- Поставка специализированных компонентов военного и аэрокосмического уровня качества (Xilinx, Altera, Analog Devices, Intersil, Interpoint, Microsemi, Actel, Aeroflex, Peregrine, VPT, Syfer, Eurofarad, Texas Instruments, MS Kennedy, Miteq, Cobham, E2V, MA-COM, Hittite, Mini-Circuits, General Dynamics и др.);

Компания «Океан Электроники» является официальным дистрибьютором и эксклюзивным представителем в России одного из крупнейших производителей разъемов военного и аэрокосмического назначения «JONHON», а так же официальным дистрибьютором и эксклюзивным представителем в России производителя высокотехнологичных и надежных решений для передачи СВЧ сигналов «FORSTAR».



## JONHON

«JONHON» (основан в 1970 г.)

Разъемы специального, военного и аэрокосмического назначения:

(Применяются в военной, авиационной, аэрокосмической, морской, железнодорожной, горно- и нефтедобывающей отраслях промышленности)

«FORSTAR» (основан в 1998 г.)

ВЧ соединители, коаксиальные кабели,  
кабельные сборки и микроволновые компоненты:

(Применяются в телекоммуникациях гражданского и специального назначения, в средствах связи, РЛС, а так же военной, авиационной и аэрокосмической отраслях промышленности).



Телефон: 8 (812) 309-75-97 (многоканальный)

Факс: 8 (812) 320-03-32

Электронная почта: [ocean@oceanchips.ru](mailto:ocean@oceanchips.ru)

Web: <http://oceanchips.ru/>

Адрес: 198099, г. Санкт-Петербург, ул. Калинина, д. 2, корп. 4, лит. А