


## MiniSeal High-Performance, Immersion-Resistant Crimp Splices

### Product Facts

- Immersion-resistant crimp splices are on QPL for SAE-AS-81824
- MIL-Spec approval
- Small size
- Light weight
- Insulation and strain relief
- Easy installation



### Applications

MiniSeal wire-to-wire splicing products offer solutions for hundreds of aerospace and defense applications. These environment-resistant splices provide excellent reliability, long term performance, MIL-S-81824/1 qualification, and a low installed cost.

MiniSeal crimp splices consist of a plated copper crimp barrel and a separate, heat-shrinkable, transparent sealing sleeve. They can be used on a combination of wires, from 1:1 to 10:10. MiniSeal splices are one of the smallest, lightest, and most environment-resistant splices available. They preserve the electrical integrity of the splice by preventing the penetration of liquids and the resulting chemical and galvanic corrosion.


### Product Selection Process

1. Determine the type of splice required.

- Stub (parallel) splice:



- Butt (in-line) splice:



2. Determine which crimp barrel plating is required:

- Tin plating, recommended for tin or silverplated wire
- Nickel plating, recommended for nickel-plated wire, or silver-plated wire in applications above 150°C [302°F].

3. Calculate the size of crimp barrel required.

Using the CMA/mm<sup>2</sup> worksheet on the next page, calculate the total cross section to be spliced by adding the circular mil area (CMA) or square millimeters (mm<sup>2</sup>) of each wire.

Stub splice: Add the CMA or mm<sup>2</sup> of all wires together.

Butt splice: Calculate each side separately (see example on the worksheet).

4. Select the color code for the size crimp barrel required. Using Table B (page 8-23), select the crimp barrel—color-coded red, blue, or yellow—for the CMA or mm<sup>2</sup> you calculated.

*Stub splice:* Select the barrel that will accommodate the total cross section.

*Butt splice:* Select the smallest barrel that will accommodate the largest CMA/mm<sup>2</sup> required. (Refer to the example in the worksheet for a more specific description.) If the CMA/mm<sup>2</sup> of the smaller side of a butt splice is too small for the size barrel required to fit the larger side, increase the CMA/mm<sup>2</sup>—either by doubling back one wire (stripping the conductor twice the length you would ordinarily strip it and then folding it back) or by adding a filler wire.

5. Determine the type of sealing sleeve required. Some wire insulations will not fit in the holes of the sealing sleeve inserts, so be sure to compare the internal diameter of each hole with the outer diameter of the wire(s) you intend to insert in that hole. To create a reliable seal, place a maximum of two wires in any hole of the sealing sleeve.
6. Select the part number. Turn to the MiniSeal part number selection tables (Tables C and D, page 8-23 and 8-24) and find the table for the type of splice (stub or butt) required.

Using the appropriate table, find the crimp barrel size range and the size and number of wires for your application. Then select the part number for the type of plating required. The color code accompanying that part number should match the color code you arrived at in Table B, confirming that the part number you have selected is correct.

#### Available in:

- Americas ■
- Europe ■
- Asia Pacific ■

**MiniSeal High-Performance, Immersion-Resistant Crimp Splices** (Continued)

**Table A. CMA of Typical Conductors**

|                 |      |      |      |      |      |      |      |      |      |
|-----------------|------|------|------|------|------|------|------|------|------|
| Strands         | 7    | 19   | 19   | 19   | 19   | 19   | 19   | 19   | 37   |
| AWG             | 28   | 26   | 24   | 22   | 20   | 18   | 16   | 14   | 12   |
| CMA             | 177  | 304  | 475  | 754  | 1216 | 1900 | 2426 | 3831 | 5874 |
| mm <sup>2</sup> | 0.09 | 0.15 | 0.24 | 0.38 | 0.61 | 0.95 | 1.21 | 1.92 | 2.94 |

**Table B. Crimp Barrel Color Code Selection**

| CMA Range | 1:1 Splice (AWG Size) | Color Code |
|-----------|-----------------------|------------|
| 304–1510  | 26–20                 | Red        |
| 1058–2680 | 20–16                 | Blue       |
| 2375–6755 | 16–12                 | Yellow     |

**CMA/mm<sup>2</sup> Worksheet**

**Example:**

Application: A butt splice with three AWG 22 wires in one side and one AWG 18 wire in the other side:

The CMA for AWG 22 wire in Table A is 754.

Side one is therefore calculated as follows:

$$CMA = 3 \times 754 = 2262$$

The other side, where the CMA for AWG 18 is 1900, is calculated as:

$$CMA = 1 \times 1900 = 1900$$

Using Table B to select the smallest crimp barrel that will easily fit 2262 CMA, the blue barrel is the correct choice.

| Wire Number | CMA   | mm <sup>2</sup> |                           |
|-------------|-------|-----------------|---------------------------|
| 1           | _____ | _____           |                           |
| 2           | _____ | _____           |                           |
| 3           | _____ | _____           |                           |
| 4           | _____ | _____           |                           |
| 5           | _____ | _____           |                           |
| 6           | _____ | _____           |                           |
| 7           | _____ | _____           |                           |
| 8           | _____ | _____           |                           |
| 9           | _____ | _____           |                           |
| 10          | _____ | _____           |                           |
| Total       | _____ | _____           | <b>Part Number:</b> _____ |


**Table C. Stub (Parallel) Splices**



| Illustration | Part No.           |                    | Crimp Barrel Size Range<br>CMA<br>Min.–Max. | I.D. dimensions |                    |                 |                   |
|--------------|--------------------|--------------------|---|-----------------|--------------------|-----------------|-------------------|
|              | Tin Plated         | Nickel Plated      |   | Side 1          | Max. No. of Wires  | Side 2          | Max. No. of Wires |
|              |                    |                    |   | Sealing Insert  |                    | Sealing Insert  |                   |
|              | D-436-0128<br>Red  | D-436-0119<br>Red  | 304–1510                                    | <br>2.16 [.085] | 2                  | <br>1.01 [.040] | 2                 |
|              | D-436-58<br>Blue   | D-436-75<br>Blue   | 1058–2680                                   | <br>4.56 [.180] | 2                  | <br>2.28 [.090] | 2                 |
|              | D-436-59<br>Yellow | D-436-76<br>Yellow | 2375–6755                                   | <br>4.56 [.180] | 2                  | <br>2.28 [.090] | 2                 |
|              | D-436-60<br>Blue   | D-436-77<br>Blue   | 1058–2680                                   | <br>2.03 [.080] | 10<br>(2 per hole) | <br>6.35 [.250] | 2                 |
|              | D-436-61<br>Yellow | D-436-78<br>Yellow | 2375–6755                                   | <br>2.03 [.080] | 10<br>(2 per hole) | <br>6.35 [.250] | 2                 |

**MiniSeal High-Performance, Immersion-Resistant Crimp Splices** (Continued)

**Table D. Butt (in-line) splices**



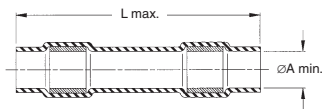
| Illustration | Part No.            |                                | Crimp Barrel Size Range<br>CMA<br>Min.-Max. | I.D.dimensions           |                   |                          |                   |
|--------------|---------------------|--------------------------------|---|--------------------------|-------------------|--------------------------|-------------------|
|              | Tin Plated          | Nickel Plated                  |   | Side 1<br>Sealing Insert | Max. No. of Wires | Side 2<br>Sealing Insert | Max. No. of Wires |
|              | D-436-36*<br>Red    | D-436-82<br>D-200-82<br>Red    | 304-1510                                    | <br>2.16 [0.085]         | 2                 | <br>2.16 [0.085]         | 2                 |
|              | D-436-37*<br>Blue   | D-436-83<br>D-200-83<br>Blue   | 1058-2680                                   | <br>2.79 [1.10]          | 2                 | <br>2.79 [1.10]          | 2                 |
|              | D-436-38*<br>Yellow | D-436-84<br>D-200-84<br>Yellow | 2375-6755                                   | <br>4.32 [1.70]          | 2                 | <br>4.32 [1.70]          | 2                 |
|              | D-436-0110<br>Red   | D-436-85<br>Red                | 304-1510                                    | <br>2.36 [0.93]          | 6                 | <br>4.06 [1.60]          | 2                 |
|              | D-436-52<br>Blue    | D-436-86<br>Blue               | 1058-2680                                   | <br>2.36 [0.93]          | 6<br>(2 per hole) | <br>4.06 [1.60]          | 2                 |
|              | D-436-53<br>Yellow  | D-436-87<br>Yellow             | 2375-6755                                   | <br>2.36 [0.93]          | 6<br>(2 per hole) | <br>4.06 [1.60]          | 2                 |
|              | D-436-0115<br>Red   | D-436-88<br>Red                | 304-1510                                    | <br>2.36 [0.93]          | 6<br>(2 per hole) | <br>2.36 [0.93]          | 6<br>(2 per hole) |
|              | D-436-42<br>Blue    | D-436-89<br>Blue               | 1058-2680                                   | <br>2.36 [0.93]          | 6<br>(2 per hole) | <br>2.36 [0.93]          | 6<br>(2 per hole) |
|              | D-436-43<br>Yellow  | D-436-90<br>Yellow             | 2375-6755                                   | <br>2.36 [0.93]          | 6<br>(2 per hole) | <br>2.36 [0.93]          | 6<br>(2 per hole) |

\*Qualified to MIL-S-81824/1.

**Table E. Crimp Barrel Only**

| Type           | Color Code | Tin-Plated | Nickel Plated | Crimp Barrel Size Range<br>CMA Min. - Max. |
|----------------|------------|------------|---------------|--|
| Butt (in-line) | Red        | D-609-06   | D-609-09      | 304-1510                                   |
| Butt (in-line) | Blue       | D-609-07   | D-609-10      | 1058-2680                                  |
| Butt (in-line) | Yellow     | D-609-08   | D-609-11      | 2350-6755                                  |
| Stub (Parrel)  | Red        | D-609-03   | D-609-12      | 304-1510                                   |
| Stub (Parrel)  | Blue       | D-609-04   | D-609-13      | 1058-2680                                  |
| Stub (Parrel)  | Yellow     | D-609-05   | D-609-14      | 2350-6755                                  |

**Table F. Sealing Sleeve Only**



| Part No.   | Color Code | L Max.      | A Min.       |
|------------|------------|-------------|--------------|
| D-436-0096 | Red        | 29.2 [1.15] | 2.16 [0.085] |
| D-436-0097 | Blue       | 29.2 [1.15] | 2.8 [0.110]  |
| D-436-0098 | Yellow     | 29.2 [1.15] | 4.32 [0.170] |

**MiniSeal High-Performance, Immersion-Resistant Crimp Splices** (Continued)

**Product Characteristics**

| <b>Material</b>            |  |
|----------------------------|--|
| Insulation                 | Radiation-crosslinked, heat-shrinkable polyvinylidene fluoride (D-436) |
| Crimp barrel               | Tin- or nickel-plated copper   |
| Melttable inserts          | Melttable thermoplastic (D-436)  |
| <b>Typical Performance</b> |  |
| Voltage drop               | 6.9 mV at 4.5 A vs 8.1 mV for an equal length of wire                  |
| Tensile strength           | Exceeds strength of conductor  |
| Dielectric strength        | 2.5 kV   |
| Temperature rating         | -55°C to 150°C [-67°F to 302°F] (D-436 Series)                         |
| Insulation resistance      | 5000 megohms   |

**Specifications/Approvals**

| <b>Series</b> | <b>Military</b>                   |
|---------------|-----------------------------------|
| D-436         | SAE-AS-81824/1 for D-436-36/37/38 |

**Installation**

For proper installation of these devices, the correct crimp tool (TE part number AD-1377) and a heating tool and reflector attachment must be used.

Any one of the following TE heating tools is recommended:

- HL1910E/HL2010E
- AA-400 Super Heater

Refer to TE installation procedure RCPS-200-20 for detailed instructions and recommended reflector attachments.

You will find ordering information for these tools in Section 10.

Компания «Океан Электроники» предлагает заключение долгосрочных отношений при поставках импортных электронных компонентов на взаимовыгодных условиях!

Наши преимущества:

- Поставка оригинальных импортных электронных компонентов напрямую с производств Америки, Европы и Азии, а так же с крупнейших складов мира;
- Широкая линейка поставок активных и пассивных импортных электронных компонентов (более 30 млн. наименований);
- Поставка сложных, дефицитных, либо снятых с производства позиций;
- Оперативные сроки поставки под заказ (от 5 рабочих дней);
- Экспресс доставка в любую точку России;
- Помощь Конструкторского Отдела и консультации квалифицированных инженеров;
- Техническая поддержка проекта, помощь в подборе аналогов, поставка прототипов;
- Поставка электронных компонентов под контролем ВП;
- Система менеджмента качества сертифицирована по Международному стандарту ISO 9001;
- При необходимости вся продукция военного и аэрокосмического назначения проходит испытания и сертификацию в лаборатории (по согласованию с заказчиком);
- Поставка специализированных компонентов военного и аэрокосмического уровня качества (Xilinx, Altera, Analog Devices, Intersil, Interpoint, Microsemi, Actel, Aeroflex, Peregrine, VPT, Syfer, Eurofarad, Texas Instruments, MS Kennedy, Miteq, Cobham, E2V, MA-COM, Hittite, Mini-Circuits, General Dynamics и др.);

Компания «Океан Электроники» является официальным дистрибьютором и эксклюзивным представителем в России одного из крупнейших производителей разъемов военного и аэрокосмического назначения «JONHON», а так же официальным дистрибьютором и эксклюзивным представителем в России производителя высокотехнологичных и надежных решений для передачи СВЧ сигналов «FORSTAR».



## JONHON

«JONHON» (основан в 1970 г.)

Разъемы специального, военного и аэрокосмического назначения:

(Применяются в военной, авиационной, аэрокосмической, морской, железнодорожной, горно- и нефтедобывающей отраслях промышленности)

«FORSTAR» (основан в 1998 г.)

ВЧ соединители, коаксиальные кабели, кабельные сборки и микроволновые компоненты:

(Применяются в телекоммуникациях гражданского и специального назначения, в средствах связи, РЛС, а так же военной, авиационной и аэрокосмической отраслях промышленности).



Телефон: 8 (812) 309-75-97 (многоканальный)

Факс: 8 (812) 320-03-32

Электронная почта: [ocean@oceanchips.ru](mailto:ocean@oceanchips.ru)

Web: <http://oceanchips.ru/>

Адрес: 198099, г. Санкт-Петербург, ул. Калинина, д. 2, корп. 4, лит. А