



AC/DC-sensitive Differential Current Sensors (DI-Sensors)

- Closed loop sensors with magnetic probe for highest accuracy and reliability
- Differential current range typically 30 to 300 mA
- Full load current to 50 A
- Single +5 V voltage supply
- Voltage output for direct connection at A/D – converters
- Automatic demagnetization of the sensor core for offset decrease
- Self-monitoring and test functions
- Measuring accuracy 1.5%
- Smallest temperature drift, highest long-term stability
- Metal screen against external fields
- Frequency range DC to 10 kHz
- Variants with passing through opening and with integrated primary conductors, with or without test winding
- Active sensors with integrated electronics
- Economical construction



Applications

Control devices with AC/DC-sensitive differential current sensors are used primarily in transformerless solar inverters. An important safety function of these

devices is the monitoring of the leakage current of the entire system from photovoltaic - modules and inverter against earth. A defective system can become dangerous for people or release fires. Before it comes so far, the inverter must disconnect from the grid. The leakage current contains DC and AC components. Therefore an AC/DC-sensitive monitoring unit is necessary. Their heart is the VAC differential current sensor, whose output voltage is evaluated by the control system of the solar inverter.

Generally protection devices with AC/DC-sensitive differential current sensors can be used everywhere, where flat or pulsating DC can develop, whose amount is permanently greater than zero. Further examples are power supplies producing high DC voltages or uninterruptable power supplies.

Variants of the VAC Sensors

It is both a type available with an opening for the primary conductor, as well as types with built-in primary conductors for PCB mounting. There are versions with two or four conductors for single and three phase systems.

The additional functions demagnetization, error signaling and internal test power are accessible through defined levels at the inputs / outputs V_{out} and V_{ref} .



Functional description, technical data, available Types

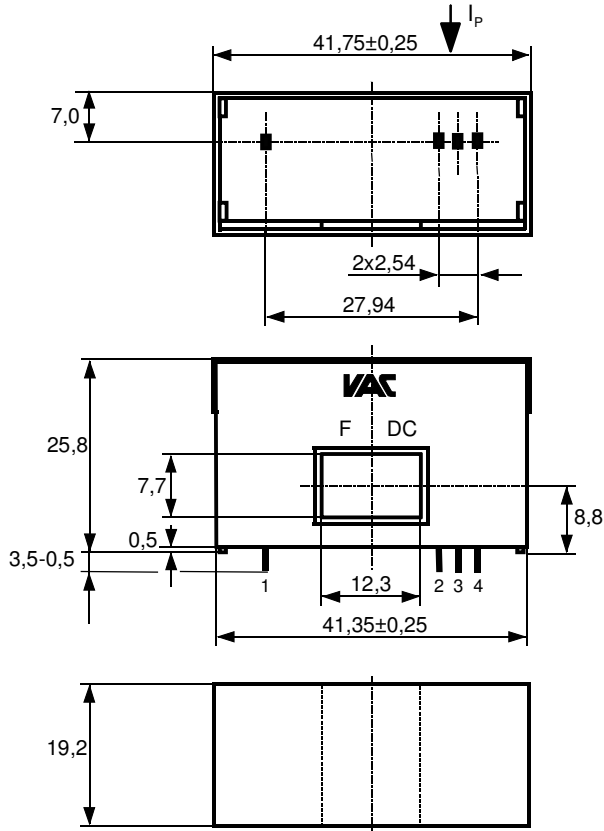
Item no.	T60404-N4646-			
	... X950	... X960	... X975	...X976
Style				
Dimensional diagram no.	1	2	3	4
Primary conductor style	opening	via PCB. Two conductors A= 6,2 mm ² for operating current	via PCB. Two conductors A= 6,2 mm ² for operating current, one conductor for external test current	via PCB. Four conductors A= 4,9 mm ² for operating current, one conductor for external test current
Properties				
Supply voltage	5 V			
Supply current	typ. 17 mA			
Maximum primary current	50 A			
Nominal differential current	300 mA			
Output voltage	reference voltage $\pm (0,74 \times \text{differential current} / 300 \text{ mA})$			
Measuring range	$\pm 850 \text{ mA}$			
Output voltage range	0,5 V ... 4,5 V			
Reference voltage	2,5 V reference voltage, internally generated or $V_{ref}=1.4$ to 3.5 from external source			
Frequency range	0 ... 10 kHz, limited by internal low pass filter. An additional external filter with e.g. 5 kHz roll off frequency is recommended.			
Measuring error at $T_{amb} = 25^\circ\text{C}$	< 1,5 % of nominal differential current			
Temperature drift -40 ... +85°C	< 0,1 mV/°C			
Response time (up to 90% of nominal differential current)	< 35 μs			
Isolation strength acc. to EN50178 (primary- and test current conductor vs. signal and supply voltage connections) - system voltage - working voltage	to be maintained by a proper insulation of the primary onductor		600 V 1.000 V	
Additional functions				
Error condition - indicated by - criteria	- output voltage < 0,5 V - break or short circuit of the magnetic probe, supply voltage smaller 4 Volts, during the demagnetization cycle.			
Demagnetization of the Sensor core - triggered by - duration of cycle	- feeding the supply voltage <i>or</i> transition from <1 V to 2,5 V (normal voltage) at the reference voltage input, i.e. after test current cycle - 120 ms			
Internal DC test current for self test - triggered by - output signal at test current	- setting reference voltage to 0 V (<1 V) - $U_{DC} = +0,25 \text{ V}$ at $V_{ref} = 0 \text{ V}$. A possibly appearing primary current is superimposed			



Maßbilder

Maßbild Nr. 1

Typen
T60404-N4646-X950

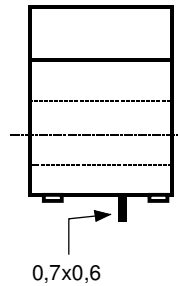


Toleranz der Stiftabstände
 $\pm 0,2$ mm
(Tolerances grid distance)

Marking:
UL Mark
Excerpt from
Item no.
F DC, in which
F = Factory
DC = Date Code

Connections:
1 ... 4: $0,7 \times 0,6$ mm

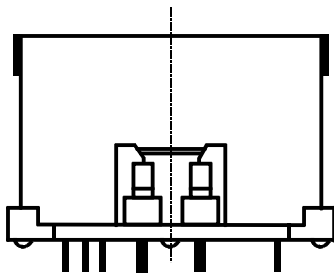
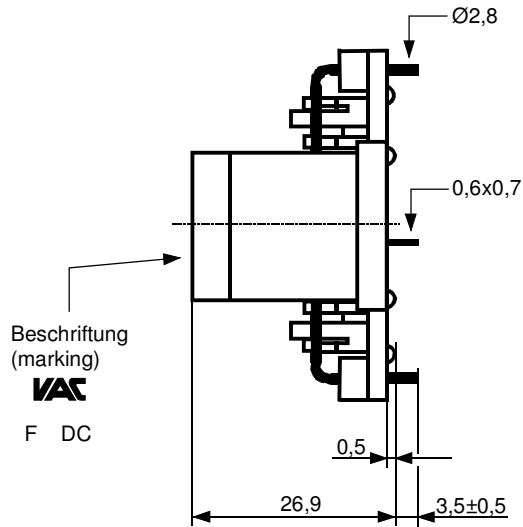
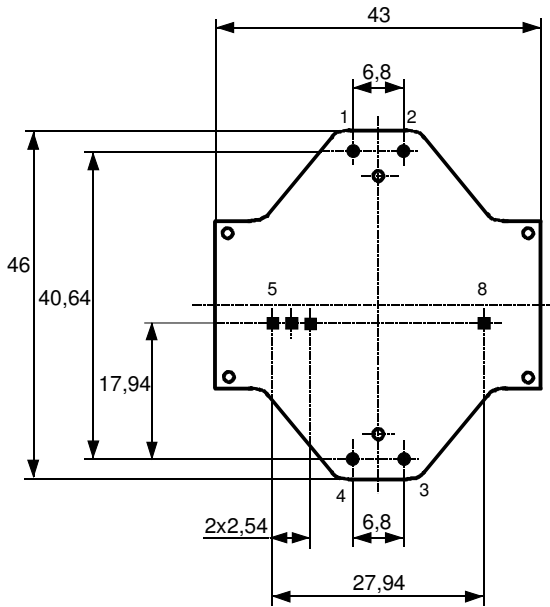
Pin Assignments
1 $V_c +5 V$
2 GND
3 V_{ref} In/Out
4 V_{out}





Maßbild Nr. 2

Typ
T60404-N4646-X960



Toleranz der Stiftabstände $\pm 0,2\text{mm}$
(Tolerances grid distance)

Marking:
UL Mark
Excerpt from
Item no.
F DC, in which
F = Factory
DC = Date Code

Connections:
1 ... 4: $\text{Ø } 2,8\text{ mm}$
5 ... 8: $0,7 \times 0,6\text{ mm}$

Pin Assignments
1 ... 4: primary current
5 V_{out}
6 V_{ref}
7 GND
8 $V_{\text{c}} +5\text{ V}$



Maßbild Nr. 3

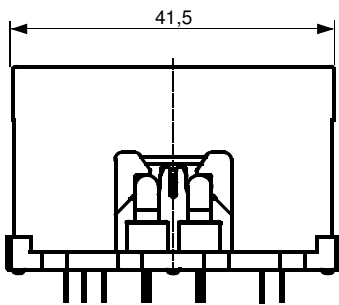
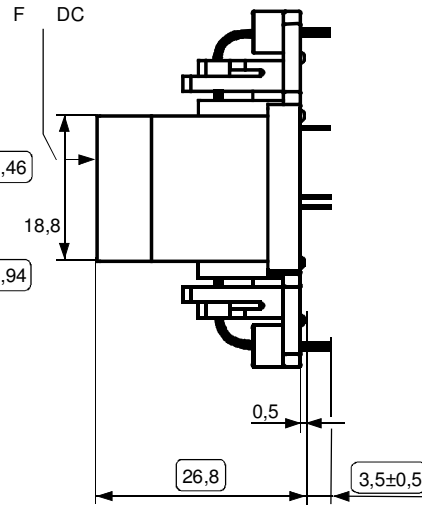
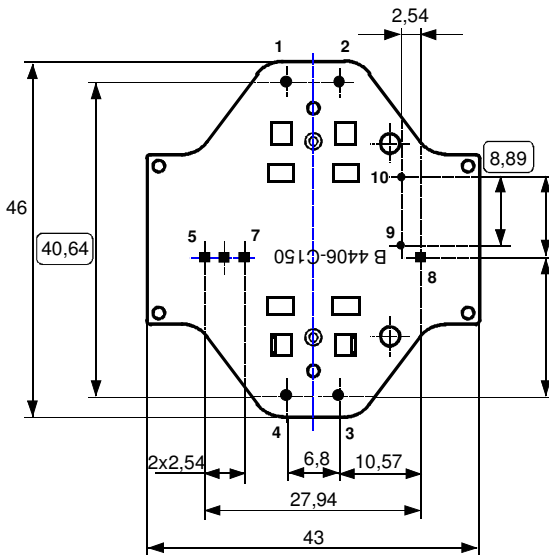
Typ
T60404-N4646-X975

Toleranz der Stiftabstände $\pm 0,3\text{mm}$
(Tolerances grid distance)

Prüfmaß
(test dimension)

Beschriftung
(marking)

DC = Date Code
F = Factory



Marking:

UL Mark
Excerpt from
Item no.
F DC, in which
F = Factory
DC = Date Code

Connections:

1 ... 4: $\varnothing 2,8\text{ mm}$
5 ... 8: $0,7 \times 0,6\text{ mm}$
9, 10: $\varnothing 0,8\text{ mm}$

Pin Assignments

1 ... 4: primary current
9, 10: test current
5 V_{out}
6 V_{ref}
7 GND
8 $V_c +5\text{ V}$



VACUUMSCHMELZE GMBH & CO. KG

GRÜNER WEG 37
D-63450 HANAU
PHONE +49 6181 38 0
FACSIMILE +49 6181 38 2645
INFO@VACUUMSCHMELZE.COM
WWW.VACUUMSCHMELZE.COM

VAC SALES USA LLC

2935 DOLPHIN DRIVE
SUITE 102
42701 ELIZABETHTOWN KY / USA
PHONE +1 270 769-1333
FACSIMILE +1 270 765 3118
INFO-USA@VACUUMSCHMELZE.COM

VACUUMSCHMELZE SALES OFFICE SINGAPORE

61 KAKI BUKIT AVENUE 1 #04-16
SHUN LI INDUSTRIAL PARK
SINGAPORE 417943
TELEFON +65 6391 2600
FAX +65 6391 2601
VACSINGAPORE@VACUUMSCHMELZE.COM

VACUUMSCHMELZE GmbH & Co. KG

ADVANCED MATERIALS – THE KEY TO PROGRESS

Published by VACUUMSCHMELZE GmbH & Co. KG, Hanau
© VACUUMSCHMELZE 2012. All rights reserved.

As far as patents or other rights of third parties are concerned, liability is only assumed for products per se, not for applications, processes and circuits implemented within these products. The information describes the type of product and shall not be considered as assured characteristics. Terms of delivery and rights to change design reserved.

Компания «Океан Электроники» предлагает заключение долгосрочных отношений при поставках импортных электронных компонентов на взаимовыгодных условиях!

Наши преимущества:

- Поставка оригинальных импортных электронных компонентов напрямую с производств Америки, Европы и Азии, а так же с крупнейших складов мира;
- Широкая линейка поставок активных и пассивных импортных электронных компонентов (более 30 млн. наименований);
- Поставка сложных, дефицитных, либо снятых с производства позиций;
- Оперативные сроки поставки под заказ (от 5 рабочих дней);
- Экспресс доставка в любую точку России;
- Помощь Конструкторского Отдела и консультации квалифицированных инженеров;
- Техническая поддержка проекта, помощь в подборе аналогов, поставка прототипов;
- Поставка электронных компонентов под контролем ВП;
- Система менеджмента качества сертифицирована по Международному стандарту ISO 9001;
- При необходимости вся продукция военного и аэрокосмического назначения проходит испытания и сертификацию в лаборатории (по согласованию с заказчиком);
- Поставка специализированных компонентов военного и аэрокосмического уровня качества (Xilinx, Altera, Analog Devices, Intersil, Interpoint, Microsemi, Actel, Aeroflex, Peregrine, VPT, Syfer, Eurofarad, Texas Instruments, MS Kennedy, Miteq, Cobham, E2V, MA-COM, Hittite, Mini-Circuits, General Dynamics и др.);

Компания «Океан Электроники» является официальным дистрибьютором и эксклюзивным представителем в России одного из крупнейших производителей разъемов военного и аэрокосмического назначения «JONHON», а так же официальным дистрибьютором и эксклюзивным представителем в России производителя высокотехнологичных и надежных решений для передачи СВЧ сигналов «FORSTAR».



JONHON

«JONHON» (основан в 1970 г.)

Разъемы специального, военного и аэрокосмического назначения:

(Применяются в военной, авиационной, аэрокосмической, морской, железнодорожной, горно- и нефтедобывающей отраслях промышленности)

«FORSTAR» (основан в 1998 г.)

ВЧ соединители, коаксиальные кабели, кабельные сборки и микроволновые компоненты:

(Применяются в телекоммуникациях гражданского и специального назначения, в средствах связи, РЛС, а так же военной, авиационной и аэрокосмической отраслях промышленности).



Телефон: 8 (812) 309-75-97 (многоканальный)

Факс: 8 (812) 320-03-32

Электронная почта: ocean@oceanchips.ru

Web: <http://oceanchips.ru/>

Адрес: 198099, г. Санкт-Петербург, ул. Калинина, д. 2, корп. 4, лит. А