


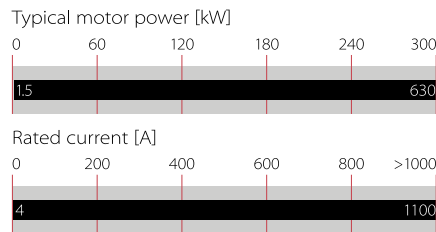
Three-phase dv/dt Reactor for Efficient Motor Protection



- Reduction of drive output voltage dv/dt
- Reduction of motor temperature
- Increase of motor service life
- Compact and economic open frame design
- Standard catalog reactors up to 1100 A
- UL rated materials used



Performance indicators



Approvals



UL 508C up to 182 A. For use with AC or DC drives (power conversion equipment) only

Features and benefits

- Efficient reduction of high output voltage dv/dt from IGBT motor drives
- Protection of motor coil insulation from premature aging and destruction
- Significantly increased service life of electric motors
- High reliability and secured production up time for mission critical applications
- Reduced converter pulse load
- Less interference propagation towards neighboring equipment of lines
- „Output filter“ with low impedance, ideal for processes requiring exceptional precision and reproducibility of movements
- Vacuum impregnation for reduced humming noise and high durability

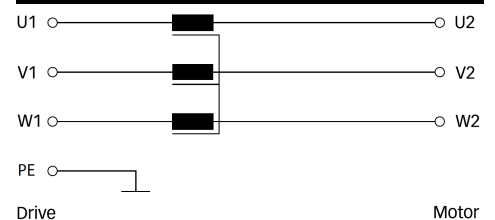
Technical specifications

| | |
|--|--|
| Maximum continuous operating voltage | 3 x 500/288 VAC |
| Motor frequency | 60 Hz |
| Switching frequency | 2 to 16 kHz |
| Rated currents | 4 to 1100 A @ 40°C |
| Motor cable length | 30 m max. @ 16 kHz (derating curve next page) |
| Impedance (uk) | 0.8% @ 400 VAC, 50 Hz & rated current |
| Typical dv/dt reduction | ≥factor 5 |
| High potential test voltage | P → E 3000 VAC for 3 sec P → P 3000 VAC for 3 sec |
| Protection category | IP 00 (KL types according to VBG 4) |
| Overload capability | 2 x rated current at switch on for 30 seconds 1.5 x rated current for 1 minute, once per hour |
| Temperature range (operation and storage) | -25°C to +100°C (25/100/21) |
| Insulation class | T40/N (200°C) for ≤182 A types T40/F (155°C) for ≥230 A types |
| Flammability corresponding to | UL 94 V-2 or better |
| Design corresponding to | EN 61558-2-20 (VDE 0570-2-20), UL 508C, CSA C22.2 NO. 14 |
| MTBF @ 40°C/400 V (Mil-HB-217F) | >500,000 hours |

Typical applications

- Servo drives
- Close loop vector drives
- Motor drive applications with short motor cables
- Machinery comprising servo or torque motors
- Robots
- Pick and place machines

Typical electrical schematic



Reactor selection table

| Reactor | Rated current @ 40°C | Typical motor power rating* | Nominal inductance | Typical power loss** | Input/Output connections | | | Weight Total |
|----------------|-------------------------|--------------------------------|-----------------------|-------------------------|---|---|---|-----------------|
| | [A] | [kW] | [mH] | [W] |  |  |  | [kg] |
| RWK 305-4-KL | 4 | 1.5 | 1.47 | 22 | KL | | | 1.2 |
| RWK 305-7.8-KL | 7.8 | 3 | 0.754 | 25 | KL | | | 1.2 |
| RWK 305-10-KL | 10 | 4 | 0.588 | 30 | KL | | | 1.8 |
| RWK 305-14-KL | 14 | 5.5 | 0.42 | 34 | KL | | | 2.2 |
| RWK 305-17-KL | 17 | 7.5 | 0.346 | 38 | KL | | | 2.5 |
| RWK 305-24-KL | 24 | 11 | 0.245 | 45 | KL | | | 2.5 |
| RWK 305-32-KL | 32 | 15 | 0.184 | 55 | KL | | | 3.9 |
| RWK 305-45-KL | 45 | 22 | 0.131 | 60 | KL | | | 6.1 |
| RWK 305-60-KL | 60 | 30 | 0.098 | 65 | KL | | | 6.1 |
| RWK 305-72-KL | 72 | 37 | 0.082 | 70 | KL | | | 6.1 |
| RWK 305-90-KL | 90 | 45 | 0.065 | 75 | KL | | | 7.4 |
| RWK 305-110-KL | 110 | 55 | 0.053 | 90 | KL | | | 8.2 |
| RWK 305-124-KS | 124 | 55 | 0.047 | 110 | | KS | | 8.2 |
| RWK 305-143-KS | 143 | 75 | 0.041 | 115 | | KS | | 10.7 |
| RWK 305-156-KS | 156 | 75 | 0.038 | 120 | | KS | | 10.7 |
| RWK 305-170-KS | 170 | 90 | 0.035 | 130 | | KS | | 10.7 |
| RWK 305-182-KS | 182 | 90 | 0.032 | 140 | | KS | | 16 |
| RWK 305-230-KS | 230 | 132 | 0.026 | 180 | | KS | | 22 |
| RWK 305-280-KS | 280 | 160 | 0.021 | 220 | | KS | | 29 |
| RWK 305-330-KS | 330 | 160 | 0.018 | 240 | | KS | | 32 |
| RWK 305-400-S | 400 | 200 | 0.015 | 330 | | | S | 34 |
| RWK 305-500-S | 500 | 250 | 0.012 | 340 | | | S | 35 |
| RWK 305-600-S | 600 | 355 | 0.01 | 380 | | | S | 37 |
| RWK 305-680-S | 680 | 400 | 0.009 | 410 | | | S | 38 |
| RWK 305-790-S | 790 | 450 | 0.007 | 590 | | | S | 43 |
| RWK 305-910-S | 910 | 500 | 0.006 | 740 | | | S | 49 |
| RWK 305-1100-S | 1100 | 630 | 0.005 | 760 | | | S | 66 |

* General purpose four-pole (1500 r/min) AC induction motor rated 400 V/50 Hz.

** Exact value depends upon the motor cable type and length, switching frequency, motor frequency and further stray parameters within the system.

Reactor derating

The maximum admissible motor cable length depends mainly on the switching frequency and the drive output voltage. The applicable value for a given application can be found in the derating curve below.



Mechanical data



Dimensions

| | A | B | C | D | E | F | G |
|----------------------|-----|----------|----------|-----|-----|---------|---------------------|
| 4 and 7.8 A | 100 | max. 60 | max. 115 | 56 | 34 | 4.8 x 9 | 2.5 mm ² |
| 10 A | 100 | max. 70 | max. 115 | 56 | 43 | 4.8 x 9 | 2.5 mm ² |
| 14 A | 125 | max. 70 | max. 135 | 100 | 45 | 5 x 8 | 2.5 mm ² |
| 17 A | 125 | max. 75 | max. 135 | 100 | 55 | 5 x 8 | 2.5 mm ² |
| 24 A | 125 | max. 75 | max. 135 | 100 | 55 | 5 x 8 | 4 mm ² |
| 32 A | 155 | max. 95 | max. 170 | 130 | 56 | 8 x 12 | 10 mm ² |
| 45 A | 155 | max. 110 | max. 190 | 130 | 72 | 8 x 12 | 10 mm ² |
| 60 and 72 A | 155 | max. 125 | max. 190 | 130 | 70 | 8 x 12 | 16 mm ² |
| 90 A | 190 | max. 115 | max. 225 | 170 | 57 | 8 x 12 | 35 mm ² |
| 110 A | 190 | max. 130 | max. 220 | 170 | 67 | 8 x 12 | 35 mm ² |
| 124 A | 190 | max. 180 | max. 160 | 170 | 67 | 8 x 12 | Ø 8 |
| 143 A | 190 | max. 180 | max. 160 | 170 | 77 | 8 x 12 | Ø 8 |
| 156 AND 170 A | 190 | max. 180 | max. 160 | 170 | 77 | 8 x 12 | Ø 10 |
| 182 A | 210 | max. 180 | max. 185 | 175 | 95 | 8 x 12 | Ø 10 |
| 230 A | 240 | 220 | 220 | 190 | 119 | 11 x 15 | Ø 12 |
| 280 A | 240 | 235 | 220 | 190 | 133 | 11 x 15 | Ø 12 |
| 330 A | 240 | 240 | 220 | 190 | 135 | 11 x 15 | Ø 12 |
| 400 and 500 A | 240 | 220 | 325 | 190 | 119 | 11 x 15 | Ø 11 |
| 600 and 680 A | 240 | 230 | 325 | 190 | 128 | 11 x 15 | Ø 14 |
| 790 A | 300 | 218 | 355 | 240 | 136 | 11 x 15 | 2 x Ø 11 |
| 910 A | 300 | 228 | 355 | 240 | 148 | 11 x 15 | 2 x Ø 11 |
| 1100 A | 360 | 250 | 380 | 310 | 144 | 11 x 15 | 2 x Ø 11 |

All dimensions in mm; 1 inch = 25.4 mm
Tolerances according: ISO 2768-m / EN 22768-m

Please visit www.schaffner.com to find more details on filter connectors.



Headquarters, global innovation and development

Switzerland

Schaffner Group

Nordstrasse 11
4542 Luterbach
T +41 32 681 66 26
info@schaffner.com
www.schaffner.com



Sales and application centers

China

Schaffner EMC Ltd. Shanghai

T20-3 C, No 565 Chuangye Road,
Pudong district
201201 Shanghai
T +86 21 3813 9500
cschina@schaffner.com
www.schaffner.com.cn

Finland

Schaffner Oy

Sauvonrinne 19 H
08500 Lohja
T +358 50 468 7284
finlandsales@schaffner.com

France

Schaffner EMC S.A.S.

16-20 Rue Louis Rameau
95875 Bezons
T +33 1 34 34 30 60
F +33 1 39 47 02 28
francesales@schaffner.com

Germany

Schaffner Deutschland GmbH

Schoemperlenstrasse 12B
76185 Karlsruhe
T +49 721 56910
F +49 721 569110
germanysales@schaffner.com

India

Schaffner India Pvt. Ltd

REGUS WORLD TRADE CENTRE
WTC, 22nd Floor Unit No 2238, Brigade
Gateway Campus, 26/1, Dr. Rajkumar Road
Malleswaram (W)
560055 Bangalore
T +91 80 67935355
indiasales@schaffner.com

Italy

Schaffner EMC S.r.l.

Via Ticino, 30
20900 Monza (MB)
T +39 039 21 41 070
italysales@schaffner.com

Japan

Schaffner EMC K.K.

1-32-12, Kamiyama, Setagaya-ku
7F Mitsui-seimei Sangenjaya Bldg.
154-0011 Tokyo
T +81 3 5712 3650
F +81 3 5712 3651
japansales@schaffner.com
www.schaffner.jp

Singapore

Schaffner EMC Pte Ltd.

#05-09, Kg Ubi Ind. Estate
408705 Singapore
T +65 6377 3283
F +65 6377 3281
singaporesales@schaffner.com

Spain

Schaffner EMC España

Calle Caléndula 93, Miniparc III, Edificio E
El Soto de Moraleja, Alcobendas
28109 Madrid
T +34 917 912 900
F +34 917 912 901
spainsales@schaffner.com

Sweden

Schaffner EMC AB

Tegeluddsvägen 76, 2tr
115 28 Stockholm
T +46 8 5050 2425
swedensales@schaffner.com
www.schaffner.com

Switzerland

Schaffner EMV AG

Nordstrasse 11
4542 Luterbach
T +41 32 681 66 26
switzerlandsales@schaffner.com

Taiwan R.O.C.

Schaffner EMV Ltd.

20 Floor-2, No 97, Section 1, XinTai 5th Road
22175 XiZhi District New Taipei City 22175
T +886 2 2697 5500
F +886 2 2697 5533
taiwansales@schaffner.com
www.schaffner.com.tw

Thailand

Schaffner EMC Co. Ltd.

Northern Region Industrial Estate
67 Moo 4 Tambon Ban Klang
Amphur Muangng P.O. Box 14
51000 Lamphun
T +66 53 58 11 04
F +66 53 58 10 19
thailandsales@schaffner.com

United Kingdom

Schaffner Ltd.

5 Ashville Way, Molly Millars Lane
Wokingham
RG41 2PL Berkshire
T +44 118 9770070
F +44 118 9792969
uksales@schaffner.com

USA

Schaffner EMC Inc.

52 Mayfield Avenue
08837 Edison, New Jersey
T +1 800 367 5566
T +1 732 225 9533
F +1 732 225 4789
usasales@schaffner.com
www.schaffnerusa.com

Schaffner North America

6722 Thirlane Road
24019 Roanoke, Virginia
T +1 276 228 7943
F +1 276 228 7953

Schaffner North America

823 Fairview Road
24382 Wytheville, Virginia
T +1 276 228 7943
F +1 276 228 7258

To find your local partner within Schaffner's global network: www.schaffner.com

© 2018 Schaffner Group

The content of this document has been carefully checked and understood. However, neither Schaffner nor its subsidiaries assume any liability whatsoever for any errors or inaccuracies of this document and the consequences thereof. Published specifications are subject to change without notice. Product suitability for any area of application must ultimately be determined by the customer. In all cases, products must never be operated outside their published specifications. Schaffner does not guarantee the availability of all published products. This disclaimer shall be governed by substantive Swiss law and resulting disputes shall be settled by the courts at the place of business of Schaffner Holding AG. Latest publications and a complete disclaimer can be downloaded from the Schaffner website. All trademarks recognized.

Компания «Океан Электроники» предлагает заключение долгосрочных отношений при поставках импортных электронных компонентов на взаимовыгодных условиях!

Наши преимущества:

- Поставка оригинальных импортных электронных компонентов напрямую с производств Америки, Европы и Азии, а так же с крупнейших складов мира;
- Широкая линейка поставок активных и пассивных импортных электронных компонентов (более 30 млн. наименований);
- Поставка сложных, дефицитных, либо снятых с производства позиций;
- Оперативные сроки поставки под заказ (от 5 рабочих дней);
- Экспресс доставка в любую точку России;
- Помощь Конструкторского Отдела и консультации квалифицированных инженеров;
- Техническая поддержка проекта, помощь в подборе аналогов, поставка прототипов;
- Поставка электронных компонентов под контролем ВП;
- Система менеджмента качества сертифицирована по Международному стандарту ISO 9001;
- При необходимости вся продукция военного и аэрокосмического назначения проходит испытания и сертификацию в лаборатории (по согласованию с заказчиком);
- Поставка специализированных компонентов военного и аэрокосмического уровня качества (Xilinx, Altera, Analog Devices, Intersil, Interpoint, Microsemi, Actel, Aeroflex, Peregrine, VPT, Syfer, Eurofarad, Texas Instruments, MS Kennedy, Miteq, Cobham, E2V, MA-COM, Hittite, Mini-Circuits, General Dynamics и др.);

Компания «Океан Электроники» является официальным дистрибьютором и эксклюзивным представителем в России одного из крупнейших производителей разъемов военного и аэрокосмического назначения «JONHON», а так же официальным дистрибьютором и эксклюзивным представителем в России производителя высокотехнологичных и надежных решений для передачи СВЧ сигналов «FORSTAR».



JONHON

«JONHON» (основан в 1970 г.)

Разъемы специального, военного и аэрокосмического назначения:

(Применяются в военной, авиационной, аэрокосмической, морской, железнодорожной, горно- и нефтедобывающей отраслях промышленности)

«FORSTAR» (основан в 1998 г.)

ВЧ соединители, коаксиальные кабели,
кабельные сборки и микроволновые компоненты:

(Применяются в телекоммуникациях гражданского и специального назначения, в средствах связи, РЛС, а так же военной, авиационной и аэрокосмической отраслях промышленности).



Телефон: 8 (812) 309-75-97 (многоканальный)

Факс: 8 (812) 320-03-32

Электронная почта: ocean@oceanchips.ru

Web: <http://oceanchips.ru/>

Адрес: 198099, г. Санкт-Петербург, ул. Калинина, д. 2, корп. 4, лит. А