


Advantages of the 861 Solid State Relay

Internal Snubber
Protects from Transients.

Input Indication
Green LED.

Input Terminals
Accepts up to
14 AWG wire.



Flexible Mounting
Mounts Directly On a DIN Rail or Extract
the Bi-Stable Clips for Panel Mounting.



The new DIN-Mountable **861 Solid State** relay with an internal heat sink is the first complete solid state relay with NO moving parts; in a modular package.

Solid State Circuitry

No Moving Parts Involved.

Output Terminals

Isolation of the Inputs from the Outputs. Accepts up to 14 AWG wire.



Integral Heat Sink

Factory Tested Thermal Management.

- Offers a “one stop solution” for your power management system.
- Available in most popular SSR configurations.
- First fully-integrated, modular-style solid state relay on the market.
- Engineering availability allows for customized relay solutions.



Optional Panel Adapter
(16-788C1)


See Section 3 p.18

We at Magnecraft are excited at the breadth of products and solutions we are able to offer engineers and designers. And this is just the beginning. We will continue to develop high value products—with innovative features not offered anywhere else in the industry.

861 Solid State Relay/SPST-NO, 8-15 Amp Rating



NEW
NEW
NEW
NEW
NEW



General Specifications (@ 25° C) (UL 508)

| Output Characteristics | | Units | 861SSR210-DC-1 |
|---|----------------------|------------------------|-------------------|
| Number and type of Contacts | | | SPST-NO |
| Switching Device | | | SCR (2) |
| Current rating | | A | 10 |
| Switching voltage | | V | 24...280 AC |
| Switching Type | | | Zero Cross |
| Maximum zero turn-on voltage (V _{pk}) | | V | 35 |
| Maximum Rate of Rise Off State Voltage (dv/dt) | | V/us | 500 |
| Incandescent Lamp Ampere Rating (rms) | | A | 8 |
| Motor Load Rating (rms) | | A | 4.5 |
| Min. Load current to maintain on | | mA | 50 |
| Non-Repetitive Surge Current (1 cycle) | | A | 500 |
| Max. RMS overload current (1 second) | | A | 24 |
| Max. Off state leakage current (rms) | | mA | 10 |
| Typical On State Voltage Drop (rms) | | V | 1.25 AC |
| Max. On State Voltage Drop (rms) | | V | 1.6 AC |
| Maximum I ² T for Fusing (A ²) | | | 1250 |
| Input Characteristics | | | |
| Voltage Range | | V | 3...32 DC |
| Must Release Voltage | | V | 1 DC |
| Nominal Input Impedance | | Ω | Current Regulator |
| Typical Input Current @ 5VDC or 240VAC | | mA | 16 |
| Reverse Polarity Protection | | | Yes |
| Performance Characteristics | | | |
| Operating time (response time) | On | ms | 8.3 |
| | Off | ms | 8.3 |
| Rated insulation voltage | Input to Output | V | 2500 AC |
| Dielectric strength | Terminals to Chassis | V | 2500 AC |
| Environment | | | |
| Product certifications | Standard version | | UL, CSA, CE |
| Ambient air temperature around the device | Storage | °C | -40...+100 |
| | Operation | °C | -30...+80 |
| Degree of protection | | | IP 20 |
| Miscellaneous Characteristics | | | |
| Thermal Resistance (Junction to Case) | | °C/W | 0.66 |
| Integral Heat sink | | °C/W | 4.0 |
| Weight | | g (oz) | 127 (4.1) |
| LED | Input | | Green |
| Terminal Wire Capacity | | AWG (mm ²) | 14 (2.1) |
| Terminal Torque (maximum) | | in lb (Nm) | 7.1 (0.8) |

SECTION 4

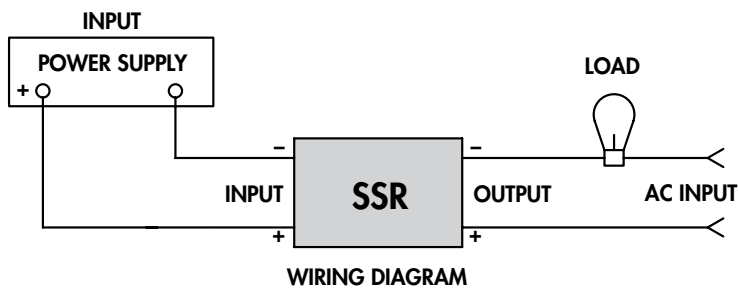
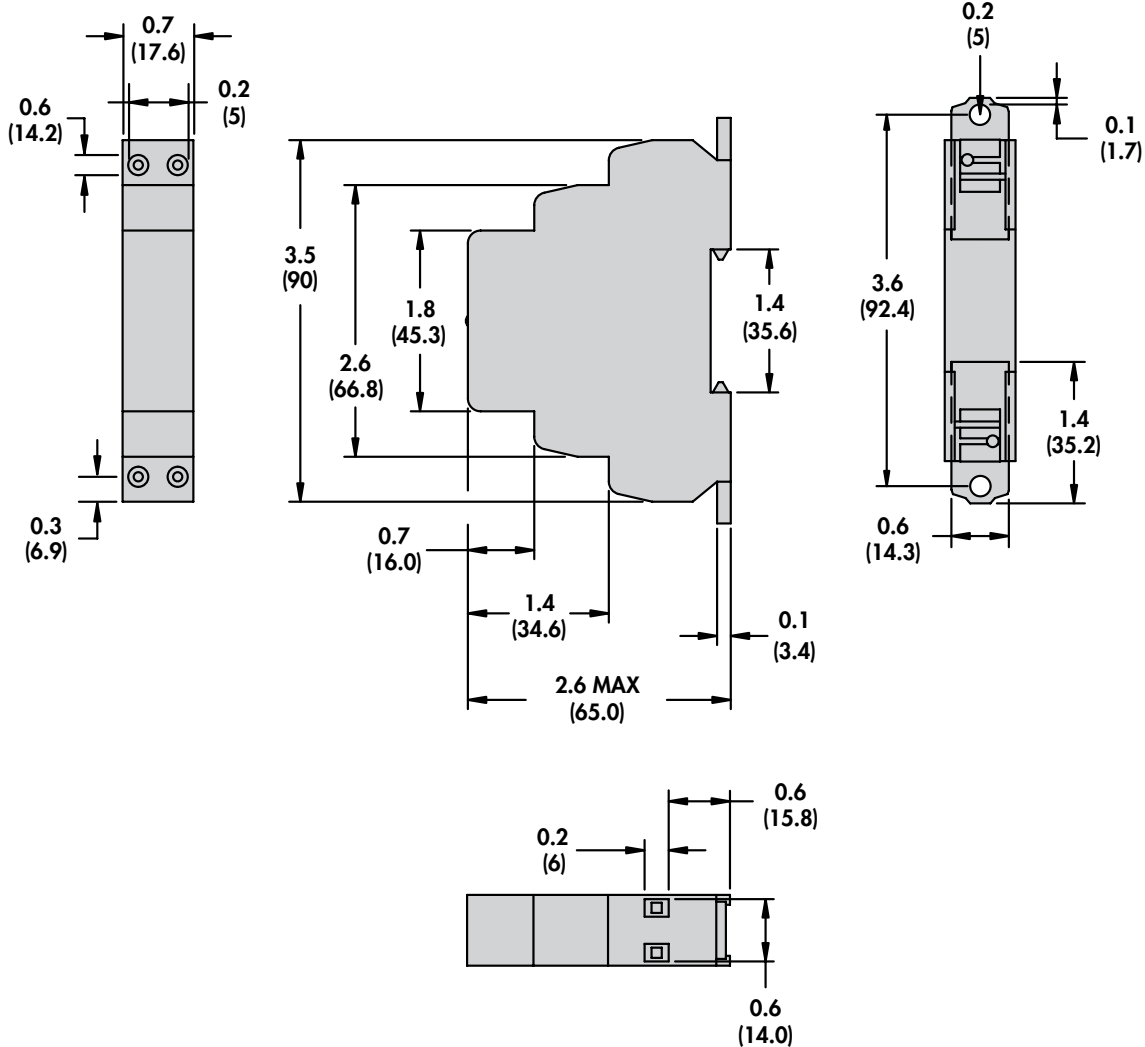



| 861SSR210-AC-1 | 861SSRA208-DC-1 | 861SSRA208-AC-1 | 861SSR115-DD | 861SSR208-DD |
|----------------------------|-------------------|----------------------------|-------------------|-------------------|
| SPST-NO | SPST-NO | SPST-NO | SPST-NO | SPST-NO |
| SCR (2) | Alternistor Triac | Alternistor Triac | MOSFET | MOSFET |
| 10 | 8 | 8 | 15 | 8 |
| 24....280 AC | 24....280 AC | 24....280 AC | 3....50 DC | 3....150 DC |
| Zero Cross | Zero Cross | Zero Cross | DC Switching | DC Switching |
| 35 | 35 | 35 | N/A | N/A |
| 500 | 475 | 350 | N/A | N/A |
| 8 | 5 | 5 | N/A | N/A |
| 4.5 | 3 | 3 | N/A | N/A |
| 50 | 150 | 150 | 20 | 20 |
| 500 | 200 | 200 | 50 | 35 |
| 24 | 24 | 24 | 24 | 17 |
| 10 | 10 | 10 | 10 | 10 |
| 1.25 AC | 1.25 AC | 1.25 AC | 1.25 DC | 1.25 DC |
| 1.6 AC | 1.6 AC | 1.6 AC | 1.6 DC | 1.6 DC |
| 1250 | 250 | 250 | N/A | N/A |
| 90....280 AC, 80....140 DC | 3....32 DC | 90....280 AC, 80....140 DC | 3.5....32 DC | 3.5....32 DC |
| 10 AC | 1 DC | 10 AC | 1 DC | 1 DC |
| 16....25K | Current Regulator | 16....25K | Current Regulator | Current Regulator |
| 12 | 12 | 12 | 12 | 12 |
| N/A | Yes | N/A | Yes | Yes |
| 40 | 8.3 | 40 | 5 | 5 |
| 80 | 8.3 | 80 | 5 | 5 |
| 2500 AC | 2500 AC | 2500 AC | 2500 AC | 2500 AC |
| 2500 AC | 2500 AC | 2500 AC | 2500 AC | 2500 AC |
| UL, CSA, CE | UL, CSA, CE | UL, CSA, CE | UL, CSA, CE | UL, CSA, CE |
| -40...+100 | -40...+100 | -40...+100 | -40...+100 | -40...+100 |
| -30...+80 | -30...+80 | -30...+80 | -30...+80 | -30...+80 |
| IP 20 | IP 20 | IP 20 | IP 20 | IP 20 |
| 0.66 | 2.0 | 2.0 | 1.4 | 0.5 |
| 4.0 | 4.0 | 4.0 | 4.0 | 4.0 |
| 127 (4.1) | 127 (4.1) | 127 (4.1) | 127 (4.1) | 127 (4.1) |
| Green | Green | Green | Green | Green |
| 14 (2.1) | 14 (2.1) | 14 (2.1) | 14 (2.1) | 14 (2.1) |
| 7.1 (0.8) | 7.1 (0.8) | 7.1 (0.8) | 7.1 (0.8) | 7.1 (0.8) |

861 Solid State Relay/SPST-NO, 8-15 Amp Rating *continued*



**NEW
NEW
NEW
NEW
NEW**



SECTION 4



Optional Panel Adapter
(16-788C1)
See Section 3 p.18

Standard Part Numbers

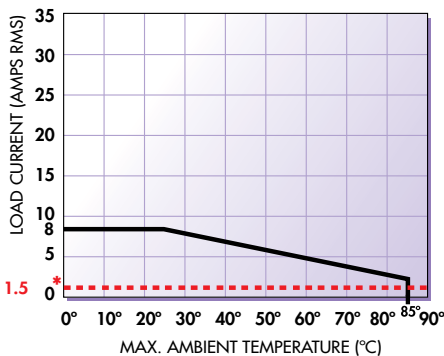
BOLD-FACED PART NUMBERS ARE NORMALLY STOCKED

| AC Operated | Input Voltage Range | Output Voltage Range | Contact Configuration | Switching Type | Rated Current Load (Amps) |
|------------------------|---------------------|----------------------|-----------------------|----------------|---------------------------|
| 861SSRA208-AC-1 | 90...280 VAC | 24...280 VAC | SPST-NO | Zero Cross | 8 |
| 861SSR210-AC-1 | 90...280 VAC | 24...280 VAC | SPST-NO | Zero Cross | 10 |
| 861SSRA408-AC-1 | 90...280 VAC | 48...480 VAC | SPST-NO | Zero Cross | 8 |
| 861SSR410-AC-1 | 90...280 VAC | 48...480 VAC | SPST-NO | Zero Cross | 10 |
| 861SSR610-AC-1 | 90...280 VAC | 48...600 VAC | SPST-NO | Zero Cross | 10 |
| 861SSRA208-AC-2 | 90...280 VAC | 24...280 VAC | SPST-NO | Random | 8 |
| 861SSR210-AC-2 | 90...280 VAC | 24...280 VAC | SPST-NO | Random | 10 |
| 861SSRA408-AC-2 | 90...280 VAC | 48...480 VAC | SPST-NO | Random | 8 |
| 861SSR410-AC-2 | 90...280 VAC | 48...480 VAC | SPST-NO | Random | 10 |
| 861SSR610-AC-2 | 90...280 VAC | 48...600 VAC | SPST-NO | Random | 10 |
| DC Operated | | | | | |
| 861SSRA208-DC-1 | 3...32 VDC | 24...280 VAC | SPST-NO | Zero Cross | 8 |
| 861SSR210-DC-1 | 3...32 VDC | 24...280 VAC | SPST-NO | Zero Cross | 10 |
| 861SSRA408-DC-1 | 3...32 VDC | 48...480 VAC | SPST-NO | Zero Cross | 8 |
| 861SSR410-DC-1 | 3...32 VDC | 48...480 VAC | SPST-NO | Zero Cross | 10 |
| 861SSR610-DC-1 | 3...32 VDC | 48...600 VAC | SPST-NO | Zero Cross | 10 |
| 861SSRA208-DC-2 | 3...32 VDC | 24...280 VAC | SPST-NO | Random | 8 |
| 861SSR210-DC-2 | 3...32 VDC | 24...280 VAC | SPST-NO | Random | 10 |
| 861SSRA208-DC-4 | 3...32 VDC | 24...280 VAC | SPST-NC | Random | 8 |
| 861SSR210-DC-4 | 3...32 VDC | 24...280 VAC | SPST-NC | Random | 10 |
| 861SSRA408-DC-2 | 3...32 VDC | 48...480 VAC | SPST-NO | Random | 8 |
| 861SSR410-DC-2 | 3...32 VDC | 48...480 VAC | SPST-NO | Random | 10 |
| 861SSR610-DC-2 | 3...32 VDC | 48...600 VAC | SPST-NO | Random | 10 |
| 861SSR115-DD | 3.5...32 VDC | 3...50 VDC | SPST-NO | DC Switch | 15 |
| 861SSR208-DD† | 3.5...32 VDC | 3...150 VDC | SPST-NO | DC Switch | 8 |

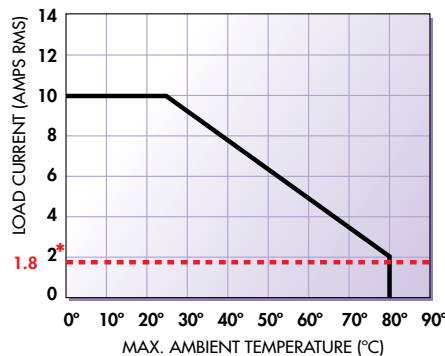
Part Number Builder

| Series | Output Type | Output Voltage | Output Current | Input Voltage | Contact Config. & Switching Type |
|--------|--------------------------|----------------------------|----------------|-------------------|----------------------------------|
| 861 | SSR = SCR | 1 = 3...50 VDC | 08 = 8 AMPS | AC = 90...280 VAC | 1 = SPST-NO, Zero Cross |
| | SSRA = ALTERNISTOR TRIAC | 2 = 24...280 VAC | 10 = 10 AMPS | DC = 3...32 VDC | 2 = SPST-NO, Random |
| | | 2 = 3...150 VDC (DD Only)† | 15 = 15 AMPS | DD = 3.5...32 VDC | 4 = SPST-NC, Random |
| | | 4 = 48...480 VAC | | | |
| | | 6 = 48...600 VAC | | | |

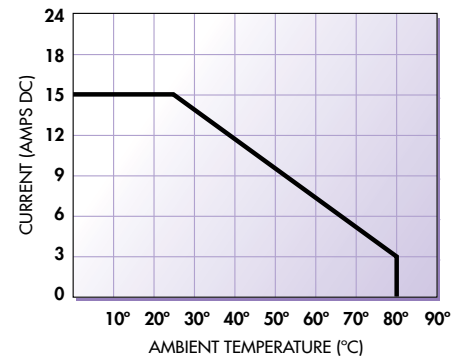
8 AMP STYLE



10 AMP STYLE



15 AMP STYLE



* Indicates current cut-off.

Компания «Океан Электроники» предлагает заключение долгосрочных отношений при поставках импортных электронных компонентов на взаимовыгодных условиях!

Наши преимущества:

- Поставка оригинальных импортных электронных компонентов напрямую с производств Америки, Европы и Азии, а так же с крупнейших складов мира;
- Широкая линейка поставок активных и пассивных импортных электронных компонентов (более 30 млн. наименований);
- Поставка сложных, дефицитных, либо снятых с производства позиций;
- Оперативные сроки поставки под заказ (от 5 рабочих дней);
- Экспресс доставка в любую точку России;
- Помощь Конструкторского Отдела и консультации квалифицированных инженеров;
- Техническая поддержка проекта, помощь в подборе аналогов, поставка прототипов;
- Поставка электронных компонентов под контролем ВП;
- Система менеджмента качества сертифицирована по Международному стандарту ISO 9001;
- При необходимости вся продукция военного и аэрокосмического назначения проходит испытания и сертификацию в лаборатории (по согласованию с заказчиком);
- Поставка специализированных компонентов военного и аэрокосмического уровня качества (Xilinx, Altera, Analog Devices, Intersil, Interpoint, Microsemi, Actel, Aeroflex, Peregrine, VPT, Syfer, Eurofarad, Texas Instruments, MS Kennedy, Miteq, Cobham, E2V, MA-COM, Hittite, Mini-Circuits, General Dynamics и др.);

Компания «Океан Электроники» является официальным дистрибьютором и эксклюзивным представителем в России одного из крупнейших производителей разъемов военного и аэрокосмического назначения «JONHON», а так же официальным дистрибьютором и эксклюзивным представителем в России производителя высокотехнологичных и надежных решений для передачи СВЧ сигналов «FORSTAR».



JONHON

«JONHON» (основан в 1970 г.)

Разъемы специального, военного и аэрокосмического назначения:

(Применяются в военной, авиационной, аэрокосмической, морской, железнодорожной, горно- и нефтедобывающей отраслях промышленности)

«FORSTAR» (основан в 1998 г.)

ВЧ соединители, коаксиальные кабели, кабельные сборки и микроволновые компоненты:

(Применяются в телекоммуникациях гражданского и специального назначения, в средствах связи, РЛС, а так же военной, авиационной и аэрокосмической отраслях промышленности).



Телефон: 8 (812) 309-75-97 (многоканальный)

Факс: 8 (812) 320-03-32

Электронная почта: ocean@oceanchips.ru

Web: <http://oceanchips.ru/>

Адрес: 198099, г. Санкт-Петербург, ул. Калинина, д. 2, корп. 4, лит. А